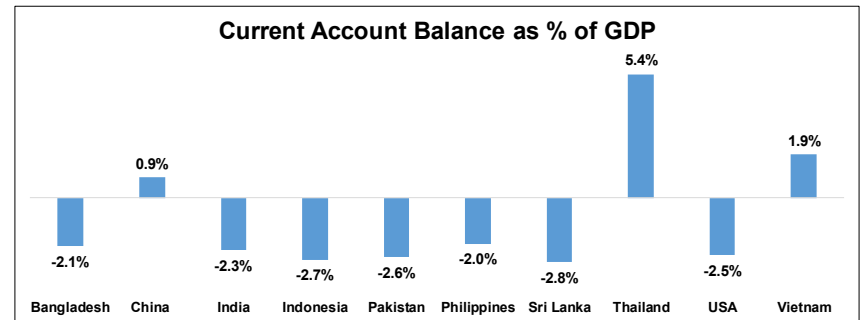
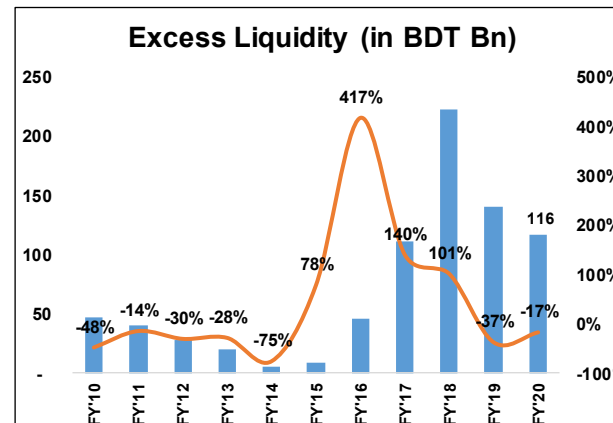
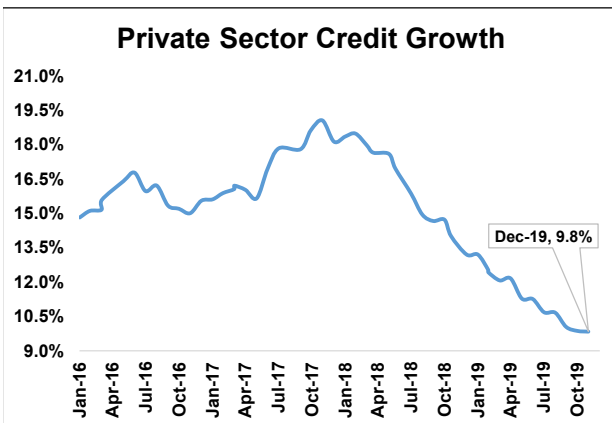
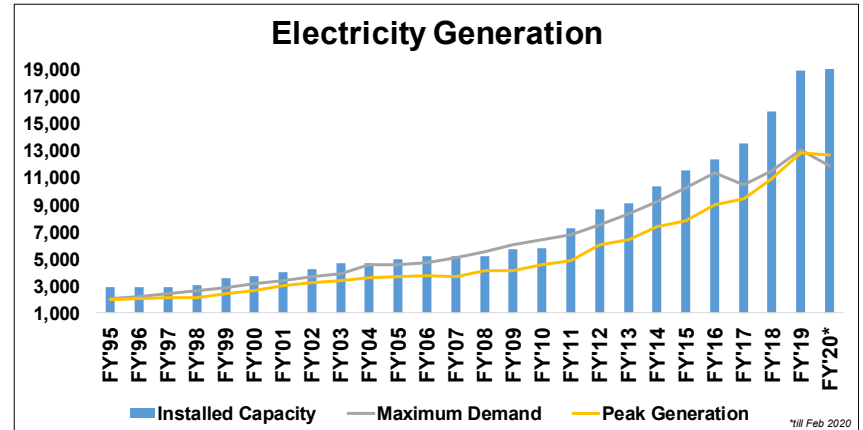
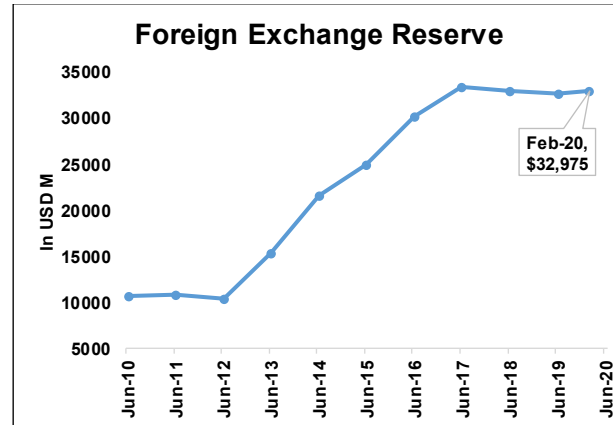
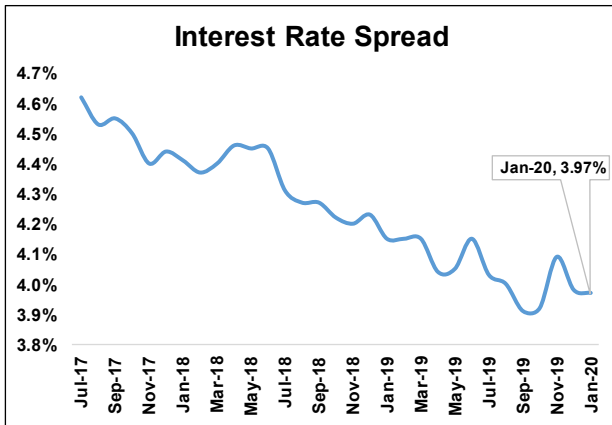
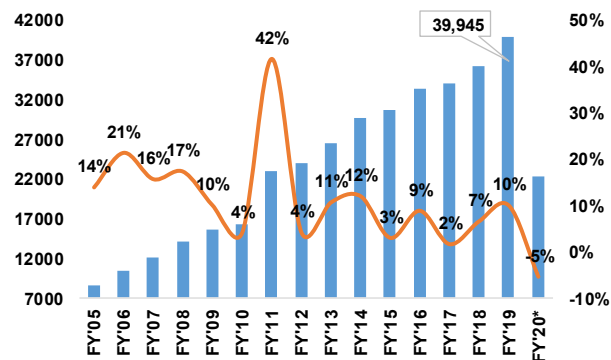


Key Points:

- 12-month average inflation: 5.60% (Jan'20)
- Point to Point inflation: 5.57% (Jan'20)
- Trade Balance: USD -9,643 Mn (Jul-Jan FY'20)
- Current Account Balance: USD -1,516 Mn (Jul-Jan FY'20)
- Interest Rate Spread: 3.97% (Jan'20)
- Foreign Exchange Reserve: USD 33.0 Bn (Feb 26, 2020)
- Monthly Import Coverage: 7.33
- NBR Tax Revenue: BDT 1,065.5 Bn, 8.73% Growth YoY (Jul-Dec FY'20)
- Private Sector Credit Growth: 9.8% (Dec'19)
- Excess Liquidity: BDT 116 Bn, -17% Growth YTD (Nov'19)
- Remittance: USD 12,490 Mn, 20.1% Growth YoY (Jul-Feb FY'20)
- NPL Ratio: 9.32% (Dec'19)
- BDT/USD 1-year Change: -1.36%
- Net Sales of NSC: BDT 76.73 Bn, -75.2% Growth YoY (Jul-Jan FY'20)

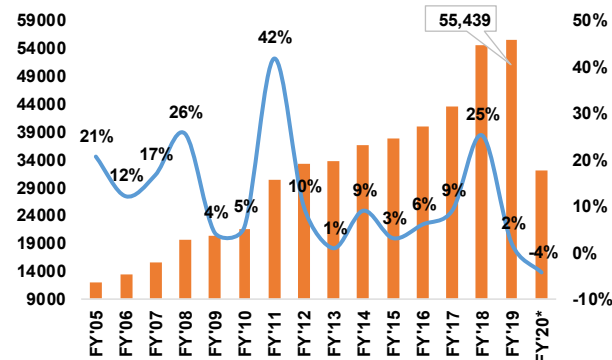


Export (USD Mn)



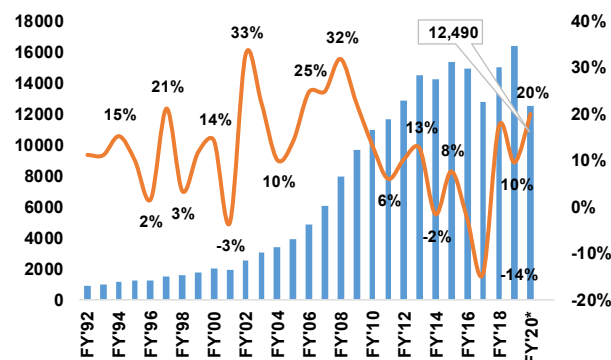
*Till January 2020

Import (USD Mn)



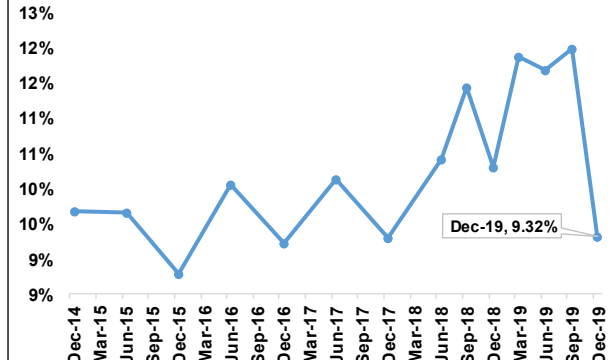
*Till January 2020

Remittance (USD Mn)



*Till February 2020

Classified Loans (% of Total Outstanding)



Currency Return

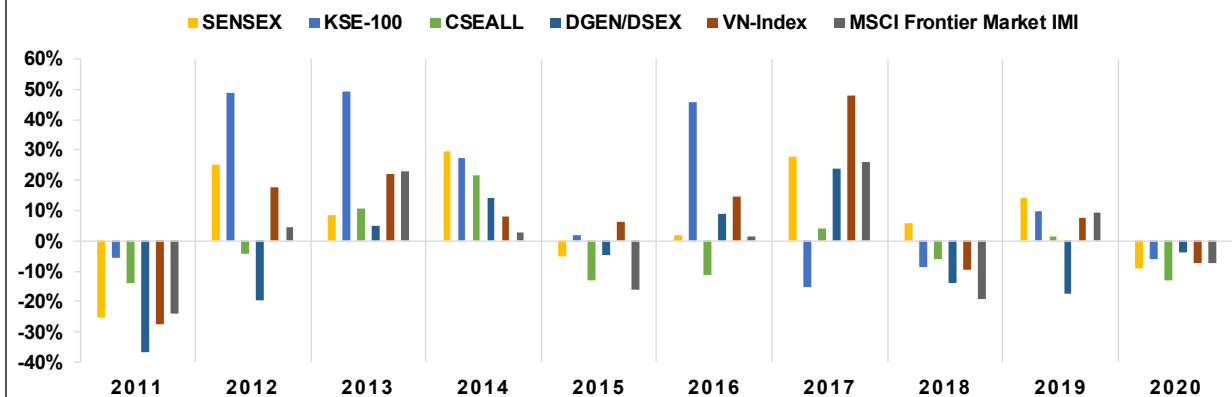
	6-Mar-20	1 Year	6 Months	1 month	1 Week	1 Day
USD/BDT	85.15	-1.36%	-0.75%	-0.33%	-0.25%	-0.27%
USD/INR	74.00	-5.30%	-3.19%	-3.76%	-1.98%	-0.67%
USD/PKR	154.41	-9.46%	1.36%	-0.03%	-0.16%	-0.04%
USD/VND	23,207.50	-0.03%	-0.04%	0.06%	0.14%	0.02%
USD/LKR	181.93	-1.88%	-0.56%	-0.27%	0.01%	-0.01%
USD/KHR	4,073.84	-1.84%	0.64%	-0.35%	0.03%	0.15%

In USD million

	Jul-Aug FY20	Jul-Aug FY19	% Change
Export*	6,647	6,718	-1.06%
Import*	8,622	8,825	-2.30%
Trade Balance*	-1,975	-2,107	6.26%
Current Account Balance*	313	-7	N/A
LC - Capital Machinery	700	760	-7.84%
% of total	7.76%	7.59%	
LC - Industrial Raw Materials	2,738	3,381	-19.03%
% of total	30.33%	33.75%	
LC - Petroleum & Petro Products	694	805	-13.77%
% of total	7.69%	8.03%	
Total LC Opening	9,026	10,018	-9.90%

*Export, Import, Trade Balance, and Current Account Balance for Jul-Jan FY20 are USD 22,359 Mn, USD 32,002 Mn, USD -9,643 Mn, and USD -1,516 Mn respectively.

INDEX RETURN



*2020 YTD Return

**All the indices returns are price return except KSE-100

Parameter	Date	Amount	Unit	YoY Change
Remittance	2019-20 Jul-Feb	12,490	USD Mn	20.1%
Foreign Exchange Reserve	Feb 26, 2020	32,975	USD Mn	2.5%
Net Sales of NSC	2019-20 Jul-Jan	77	BDT Bn	-75.2%
Broad Money	Dec 2019	12,944	BDT Bn	12.0%
Domestic Credit	Dec 2019	12,406	BDT Bn	14.8%
Private Sector Credit	Dec 2019	10,532	BDT Bn	9.8%
Call Money Weighted Average Rate	Feb 26, 2020	5.08%		Call Money Weighted Average Rate as on Feb 19, 2020: 5.09%
Foreign Exchange Reserve to Monthly Import	FY Reserve: 26 Feb 2020 Import: LTM Avg.			7.33

IMPORTANT DISCLOSURES

Analyst Certification: Each research analyst and research associate who authored this document and whose name appears herein certifies that the recommendations and opinions expressed in the research report accurately reflect their personal views about any and all of the securities or issuers discussed therein that are within the coverage universe.

Disclaimer: Estimates and projections herein are our own and are based on assumptions that we believe to be reasonable. Information presented herein, while obtained from sources we believe to be reliable, is not guaranteed either as to accuracy or completeness. Neither the information nor any opinion expressed herein constitutes a solicitation of the purchase or sale of any security. As it acts for public companies from time to time, BRAC-EPL may have a relationship with the above mentioned company(s). This report is intended for distribution in only those jurisdictions in which BRAC-EPL is registered and any distribution outside those jurisdictions is strictly prohibited.

Compensation of Analysts: The compensation of research analysts is intended to reflect the value of the services they provide to the clients of BRAC-EPL. As with most other employees, the compensation of research analysts is impacted by the overall profitability of the firm, which may include revenues from corporate finance activities of the firm's Corporate Finance department. However, Research analysts' compensation is not directly related to specific corporate finance transaction.

General Risk Factors: BRAC-EPL will conduct a comprehensive risk assessment for each company under coverage at the time of initiating research coverage and also revisit this assessment when subsequent update reports are published or material company events occur. Following are some general risks that can impact future operational and financial performance: (1) Industry fundamentals with respect to customer demand or product / service pricing could change expected revenues and earnings; (2) Issues relating to major competitors or market shares or new product expectations could change investor attitudes; (3) Unforeseen developments with respect to the management, financial condition or accounting policies alter the prospective valuation; or (4) Interest rates, currency or major segments of the economy could alter investor confidence and investment prospects.

BRAC EPL Stock Brokerage Limited**Research**

Ayaz Mahmud, CFA	Head of Research	ayaz.mahmud@bracepl.com	01708 805 221
Sadman Sakib	Research Associate	sadman.sakib@bracepl.com	01730 727 939
Md. Rafiqul Islam	Research Associate	mrafiqulislam@bracepl.com	01708 805 229
Md. Mahirul Quddus	Research Associate	mmahirul.quddus@bracepl.com	01709 636 546

International Trade and Sales

Ahsanur Rahman Bappi	Head of International Trade & Sales	bappi@bracepl.com	01730 357 991
----------------------	-------------------------------------	--	---------------

BRAC EPL Researchwww.bracepl.com

Symphony, Plot No.: S.E.(F) – 9(3rd Floor), Road No.: 142

Gulshan Avenue, Dhaka – 1212

Phone: + (880)-2-9852446-50

Fax: + (880)-2-9852451-52

E-Mail: research@bracepl.com