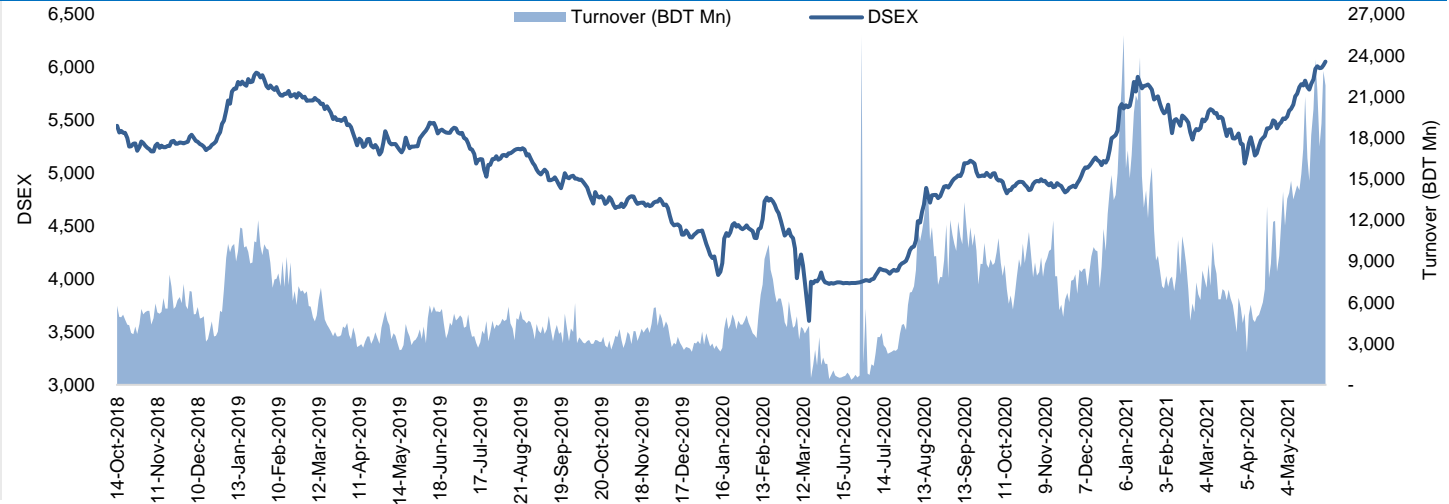


## Daily Market Update

The market closed in green today. The benchmark index DSEX (+0.57%) gained 34.42 points and closed at 6,053.43. The blue-chip index DS30 (+0.38%), the Shariah-based index DSES (+0.67%), and the large-cap index CDSET (+0.20%) closed at 2,203.59, 1,293.17, and 1,234.31 points, respectively. Large-cap sectors posted mixed performance today. Engineering booked the highest gain of 3.13% followed by Telecommunication (+0.92%), Pharmaceutical (+0.53%), and Fuel & Power (+0.18%). Bank experienced the highest loss of 0.74% followed by NBFi (-0.62%), and Food & Allied (-0.22%). Block trades contributed 3.2% of the overall market turnover. Bangladesh Export Import Company Ltd. (+2.4%) was the most traded share with a turnover of BDT 967 million.



Index	Closing	Opening	Point Δ	%Δ	YTD %Δ
DSEX	6,053.43	6,019.00	+34.42	+0.57%	+12.1%
DS30	2,203.59	2,195.33	+8.26	+0.38%	+12.2%
DSES	1,293.17	1,284.52	+8.66	+0.67%	+4.1%
CDSET	1,234.31	1,231.89	+2.42	+0.20%	+9.9%

	Advanced	Declined	Unchanged	Total
All Category	184	112	66	362
A Category (Equity)	141	83	41	265
B Category (Equity)	28	15	15	58
N Category (Equity)	9	2	0	11
Z Category (Equity)	6	12	10	28
Mutual Funds	18	6	12	36
Corporate Bonds	0	1	1	2

	Today	Last Day	Daily %Δ	
Mcap	Mn BDT	5,089,475	5,052,256	+0.7%
	Mn USD	59,904	59,466	
Turnover	Mn BDT	21,823	22,873	-4.6%
	Mn USD	257	269	
Volume	Mn Shares	658	704	-6.5%
No. of Trade		293,067	304,588	-3.8%

Figure: Sectorial Turnover (BDT Mn)

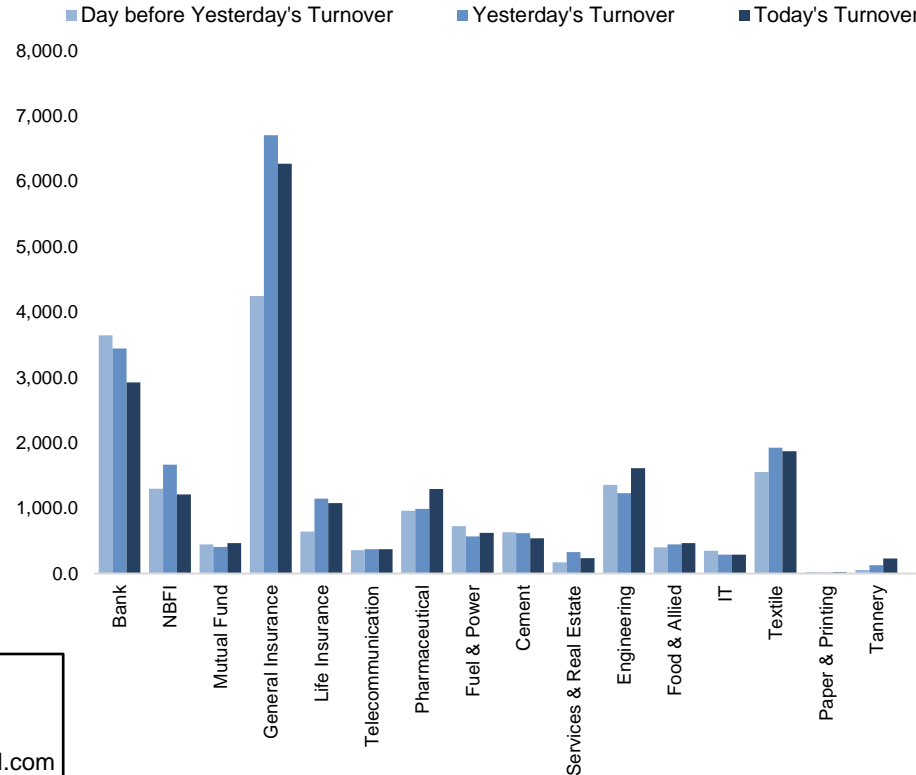
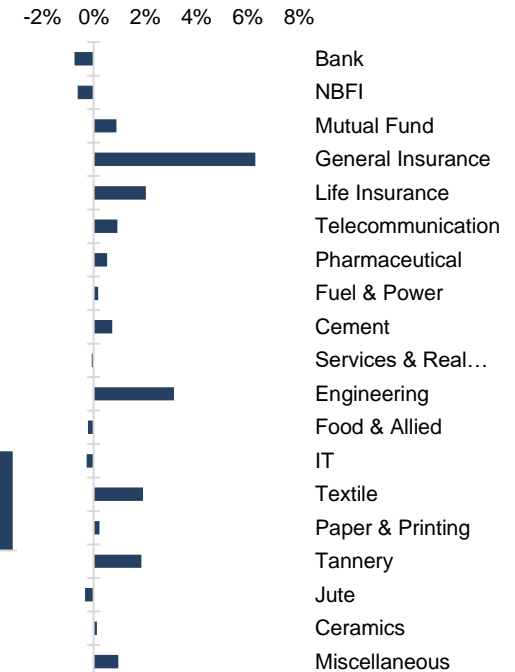


Figure: Sectorial Mcap Change



Market PE 19.1x  
Market PB 1.9x

<b>Md. Rafiqul Islam</b> Research Associate (880) 1708805229 mrafiqulislam@bracepl.com	<b>Md Mahirul Quddus</b> Research Associate (880) 1709636546 mmahirul.quddus@bracepl.com
---	---

Sector Index	Closing	Opening	Points Δ	%Δ	No. of Companies	Mcap (BDT Mn)	% of Total Mcap	Turnover (BDT Mn)	% of Total Turnover	PE	PB	Top Twenty Market Cap	Mcap (BDT Mn)	% of Total Mcap	Turnover (BDT Mn)	PE	PB
Bank	1,587	1,599	-11.86	-0.74%	31	685,850	15.2%	2,924.3	13.8%	8.9x	0.8x	GP	475,981	10.6%	90.0	13.4x	7.8x
NBFI	2,064	2,077	-12.91	-0.62%	23	202,792	4.5%	1,207.5	5.7%	43.8x	3.2x	WALTONHIL	403,561	9.0%	158.8	40.4x	7.1x
Mutual Fund	1,012	1,003	+8.94	+0.89%	37	45,675	1.0%	467.1	2.2%	NM	0.9x	BATBC	293,814	6.5%	219.2	25.1x	7.8x
General Insurance	5,655	5,320	+334.98	+6.30%	38	146,261	3.2%	6,269.5	29.7%	27.6x	2.7x	ROBI	244,088	5.4%	218.6	NM	3.7x
Life Insurance	2,581	2,530	+51.37	+2.03%	12	70,570	1.6%	1,079.0	5.1%	NM	NM	SQURPHARMA	188,194	4.2%	137.5	13.0x	2.2x
Telecommunication	6,378	6,320	+58.14	+0.92%	3	749,323	16.6%	369.7	1.8%	19.3x	5.6x	UPGDCL	161,967	3.6%	41.1	16.8x	5.4x
Pharmaceutical	3,373	3,356	+17.75	+0.53%	31	614,601	13.6%	1,292.3	6.1%	20.2x	2.5x	RENATA	124,071	2.8%	11.4	27.0x	5.1x
Fuel & Power	1,703	1,700	+3.04	+0.18%	22	455,481	10.1%	623.8	3.0%	12.4x	1.4x	ICB	87,431	1.9%	36.6	42.2x	2.0x
Cement	2,024	2,009	+14.59	+0.73%	7	118,838	2.6%	537.9	2.5%	20.8x	2.5x	BERGERPBL	84,032	1.9%	23.4	34.0x	8.6x
Services & Real Estate	1,085	1,086	-0.78	-0.07%	8	42,167	0.9%	235.6	1.1%	NM	0.9x	BXPBARMA	77,534	1.7%	189.2	17.0x	2.2x
Engineering	4,796	4,651	+145.44	+3.13%	42	585,499	13.0%	1,608.8	7.6%	32.2x	2.7x	BEXIMCO	77,028	1.7%	967.4	21.2x	1.2x
Food & Allied	21,279	21,327	-47.91	-0.22%	20	385,015	8.5%	465.8	2.2%	32.8x	8.1x	BRACBANK	70,026	1.6%	39.5	14.5x	1.4x
IT	2,610	2,617	-7.22	-0.28%	11	30,985	0.7%	290.7	1.4%	31.3x	2.2x	LHBL	69,102	1.5%	249.4	24.1x	3.8x
Textile	1,148	1,127	+21.64	+1.92%	56	119,824	2.7%	1,869.4	8.9%	NM	0.8x	MARICO	66,509	1.5%	42.7	21.4x	40.6x
Paper & Printing	5,116	5,105	+11.36	+0.22%	4	14,412	0.3%	20.5	0.1%	38.9x	1.0x	DUTCHBANGL	47,630	1.1%	309.2	8.4x	1.4x
Tannery	1,790	1,757	+32.62	+1.86%	6	19,530	0.4%	228.3	1.1%	NM	2.0x	SUMITPOWER	47,307	1.0%	98.5	8.4x	1.3x
Jute	8,514	8,543	-28.33	-0.33%	3	2,099	0.0%	12.9	0.1%	NM	15.4x	ISLAMIBANK	45,563	1.0%	11.1	9.4x	0.7x
Ceramics	508	507	+0.62	+0.12%	5	25,773	0.6%	96.7	0.5%	55.4x	1.7x	TITASGAS	35,117	0.8%	23.3	9.7x	0.5x
Miscellaneous	3,811	3,774	+36.33	+0.96%	14	192,215	4.3%	1,515.8	7.2%	28.9x	1.9x	EBL	35,102	0.8%	15.2	7.7x	1.0x
												OLYMPIC	34,110	0.8%	21.7	16.5x	3.9x

Top Ten Gainers	Close Price (BDT)	Δ%	Turnover (BDT Mn)	PE	PB
PDL	12.1	+10.0%	147.2	50.8x	0.9x
AFCAGRO	17.6	+10.0%	25.3	NM	1.0x
BGIC	55.1	+10.0%	108.6	44.1x	3.0x
SONARBAINS	98.1	+10.0%	339.6	45.8x	4.8x
DHAKAINS	95.0	+10.0%	149.6	39.3x	4.8x
PURABIGEN	46.4	+10.0%	222.1	40.3x	3.6x
GLOBALINS	73.0	+9.9%	294.9	47.1x	5.3x
CRYSTALINS	66.5	+9.9%	157.7	13.7x	3.1x
UNITEDINS	62.2	+9.9%	26.4	NM	2.0x
SHURWID	16.7	+9.9%	28.9	7.6x	1.3x

Top Twenty Free Float Mcap	Free Float Mcap (BDT Mn)	% of Total Free Float Mcap	PE	PB
SQURPHARMA	123,135	7.7%	13.0x	2.2x
BATBC	77,714	4.8%	25.1x	7.8x
RENATA	60,571	3.8%	27.0x	5.1x
BXPBARMA	54,134	3.4%	17.0x	2.2x
BEXIMCO	53,496	3.3%	21.2x	1.2x
GP	47,598	3.0%	13.4x	7.8x
BRACBANK	37,646	2.3%	14.5x	1.4x
EBL	24,508	1.5%	7.7x	1.0x
LHBL	24,407	1.5%	24.1x	3.8x
ROBI	24,287	1.5%	NM	3.7x
ISLAMIBANK	22,181	1.4%	9.4x	0.7x
OLYMPIC	20,691	1.3%	16.5x	3.9x
BEACONPHAR	20,373	1.3%	28.8x	5.5x
CITYBANK	19,197	1.2%	6.2x	0.9x
PUBALIBANK	17,542	1.1%	6.9x	0.7x
SUMITPOWER	17,404	1.1%	8.4x	1.3x
NBL	17,141	1.1%	6.9x	0.5x
PRIMEBANK	16,571	1.0%	9.5x	0.9x
UPGDCL	16,197	1.0%	16.8x	5.4x
ALARABANK	14,857	0.9%	11.1x	1.1x

Most Traded Share	Close Price (BDT)	Δ%	Turnover (BDT Mn)	PE	PB
BEXIMCO	87.9	+2.4%	967.4	21.2x	1.2x
PIONEERINS	157.3	+7.2%	582.9	21.2x	3.3x
NRBCBANK	36.3	-2.4%	474.7	14.9x	2.4x
LANKABAFIN	36.3	-1.4%	427.0	20.1x	2.0x
IFADAUTOS	56.5	+3.5%	401.4	62.0x	1.4x
ABBANK	16.0	-1.8%	400.3	29.3x	0.5x
SANDHANINS	41.3	+9.8%	392.8	NM	NM
NORTHNRINS	69.2	+7.3%	359.9	41.3x	3.3x
GREENDELTA	110.2	+7.2%	340.5	13.8x	1.6x
SONARBAINS	98.1	+10.0%	339.6	45.8x	4.8x

Top Ten Losers	Close Price (BDT)	Δ%	Turnover (BDT Mn)	PE	PB
AMANFEED	43.2	-5.1%	106.5	16.2x	1.2x
CNATEX	2.4	-4.0%	1.1	NM	0.2x
MERCANBANK	14.8	-3.9%	161.8	6.5x	0.6x
BAYLEASING	27.2	-3.9%	40.6	14.7x	1.3x
RAHIMTEXT	237.8	-3.7%	2.1	NM	6.3x
PADMAOIL	198.1	-3.6%	10.4	8.5x	1.2x
FAMILYTEX	2.8	-3.4%	1.8	NM	0.2x
FASFIN	5.6	-3.4%	8.9	NM	NM
IMAMBUTTON	22.6	-3.4%	0.7	NM	4.7x
ONEBANKLTD	14.4	-3.4%	175.9	9.4x	0.8x

Block Trade	Maximum Price (BDT)	Minimum Price (BDT)	Turnover (BDT Mn)	Quantity ('000)	No. of
ABBANK	14.8	14.8	0.7	50	1
ADNTEL	51.7	51.7	0.5	10	1
APEXTANRY	105.0	105.0	0.7	7	1
ASIAINS	113.0	113.0	0.6	5	1
BDFINANCE	39.0	39.0	0.5	13	1
BEACONPHAR	128.4	128.4	3.2	25	1
CAPMIBLMF	23.0	23.0	1.2	50	1
CITYGENINS	43.8	43.8	0.9	21	1
CRYSTALINS	65.0	65.0	2.6	40	1
DBH	73.0	72.6	2.1	29	3

Block Trade	Maximum Price (BDT)	Minimum Price (BDT)	Turnover (BDT Mn)	Quantity ('000)	No. of Trade
DHAKAINS	89.5	89.5	1.7	19	1
EASTERNINS	128.0	127.0	10.7	84	2
FAREASTLIF	61.7	61.7	0.6	10	1
FORTUNE	26.0	23.5	6.7	262	7
GBBPOWER	36.4	36.4	0.9	26	1
GENEXIL	89.9	88.0	1.7	19	2
GREENDELTA	112.8	102.0	41.0	394	7
HAKKANIPUL	66.7	66.7	0.5	8	1
MERCANBANK	15.3	15.3	137.7	9,000	1
NFML	36.0	33.3	8.7	257	4
NHFIL	44.0	43.0	10.3	237	7
NPOLYMAR	62.2	51.0	8.7	164	10
NRBCBANK	39.2	38.5	9.2	236	4
ORIONINFU	64.9	64.9	1.0	15	2
PIONEERINS	146.0	133.0	58.2	417	7
PRIMEBANK	27.0	25.5	3.8	145	2
PRIMEINSUR	55.6	55.0	4.4	80	2
PROVATIINS	195.0	194.0	360.4	1,850	6
PTL	53.0	50.2	1.8	35	2
RDFOOD	31.6	31.5	1.0	32	2
SAFKOSPINN	12.5	12.5	6.5	522	3
SKTRIMS	62.0	56.1	4.1	72	2
SQURPHARMA	212.5	212.0	10.2	48	2
STANDARINS	64.4	60.9	4.1	65	4
<b>Total</b>			<b>706.9</b>		<b>94</b>

**Important DSE News**
**MERCANBANK**

The auditor of the Mercantile Bank Ltd has given the " Other Matter " paragraphs in the Auditor's Report for the year ended on 31 December 2020. Other Matter: As per Sec-232, Labor Act 2006 and as amended, if a company comply certain conditions as per said section of the Act then the company should establish a worker's pro?t participation fund (WPPF). MICL is eligible for establishing a WPPF as per said Act. However, they did not establish WPPF which is a non-compliance of the said Act.

**STANDARINS**

The auditor of the Standard Insurance Limited has given the "Emphasis of Matter" paragraphs in the Auditor's Report for the year ended on 31 December 2020. Emphasis of Matter: Without qualifying our opinion, we draw attention to the following matters: 1. The International Accounting Standard [IAS] Employee Benefits 19" is not fully complied in the Financial Statements for the reporting year 2020. 2. The company did not consider WPPF for the year 2020 as per The Labor Law 2006 under section 232 and 234 as amended up to 2013.

**JAMUNABANK**

Mr. Arifur Rahman, one of the Sponsors of Jamuna Bank Ltd., has expressed his intention to sell 30,00,000 shares out of his total holding of 53,43,382 shares of the Company at prevailing market price (in the Public Market) through Stock Exchange (DSE) within next 30 working days.

**REGENTTEX**

(Q3 Un-audited): EPS was Tk. (0.46) for January-March 2021 as against Tk. 0.14 for January-March 2020; EPS was Tk. (0.92) for July 2020-March 2021 as against Tk. 0.34 for July 2019-March 2020. NOCFPS was Tk. (0.22) for July 2020-March 2021 as against Tk. 0.47 for July 2019-March 2020. NAV per share was Tk. 27.23 as on March 31, 2021 and Tk. 28.46 as on June 30, 2020.

**Upcoming Corporate Events**

DSE Ticker	Right Share	Dividend		Event	Date
		Stock	Cash		
STANDBANKL	-	2.5%	2.5%	Record Date	06-Jun-21
EXIMBANK	-	2.5%	7.5%	Record Date	06-Jun-21
FIRSTSBANK	-	5.0%	5.0%	Record Date	06-Jun-21
JANATAINS	-	5.0%	6.0%	Record Date	07-Jun-21
ISLAMIINS	-	10.0%	0.0%	Record Date	07-Jun-21
RUPALIINS	-	0.0%	10.0%	Record Date	10-Jun-21

**Disclaimer:** This report has been prepared by BRAC EPL Stock Brokerage Ltd and is provided for information purposes. It is not, under any circumstances, to be used or considered as an offer to sell, or a solicitation of any offer to buy. Reasonable care has been taken to ensure that the information is not untrue and misleading. BRAC EPL Stock Brokerage Ltd makes no representation or warranty as to the accuracy or completeness of such information. All opinions and estimates included in this report constitute our judgment as of this date and are subject to change without notice.