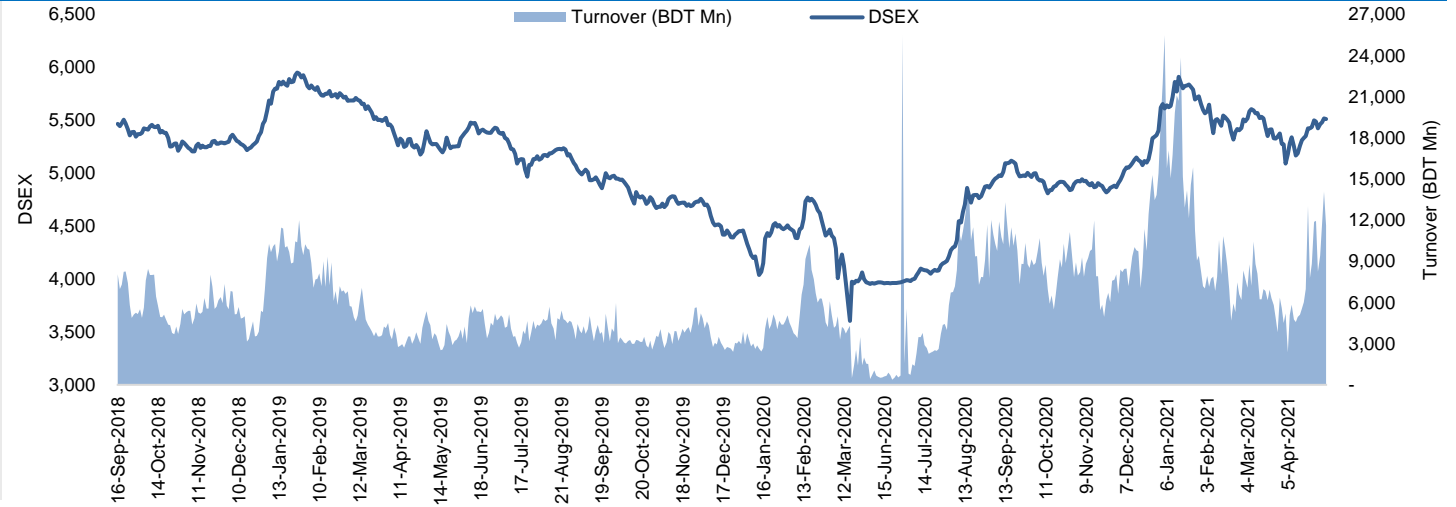


Daily Market Update

The market closed in red today. The benchmark index DSEX (-0.10%) lost 5.66 points and closed at 5,511.36. The blue-chip index DS30 (-0.34%), the Shariah-based index DSES (-0.55%), and the large-cap index CDSET (-0.24%) closed at 2,116.05, 1,248.16, and 1,179.14 points, respectively. Large-cap sectors posted mixed performance today. NBF1 booked the highest gain of 1.24% followed by Bank (+0.54%), Telecommunication (+0.36%), Food & Allied (+0.01%). Pharmaceutical experienced the highest loss of 0.63% followed by Fuel & Power (-0.61%), Engineering (-0.24%). Block trades contributed 5.5% of the overall market turnover. Bangladesh Export Import Company Ltd. (+1.2%) was the most traded share with a turnover of BDT 1,642 million.



Index	Closing	Opening	Point Δ	%Δ	YTD %Δ
DSEX	5,511.36	5,517.02	-5.66	-0.10%	+2.0%
DS30	2,116.05	2,123.32	-7.27	-0.34%	+7.7%
DSES	1,248.16	1,255.12	-6.96	-0.55%	+0.5%
CDSET	1,179.14	1,181.99	-2.85	-0.24%	+5.0%

	Advanced	Declined	Unchanged	Total
All Category	105	180	71	356
A Category (Equity)	80	132	50	262
B Category (Equity)	14	27	13	54
N Category (Equity)	3	8	0	11
Z Category (Equity)	8	13	8	29
Mutual Funds	6	22	9	37
Corporate Bonds	2	0	0	2

	Today	Last Day	Daily %Δ	
Mcap	Mn BDT	4,725,311	4,727,432	-0.0%
	Mn USD	55,618	55,643	
Turnover	Mn BDT	11,598	14,070	-17.6%
	Mn USD	137	166	
Volume	Mn Shares	307	355	-13.6%
No. of Trade		171,580	191,046	-10.2%

Figure: Sectorial Turnover (BDT Mn)

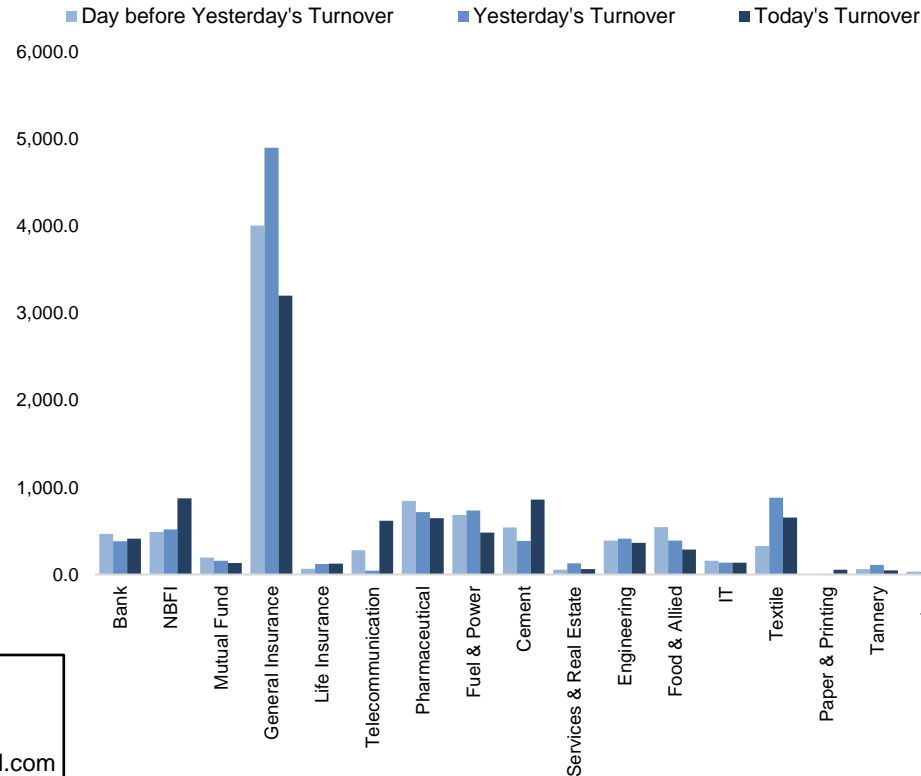
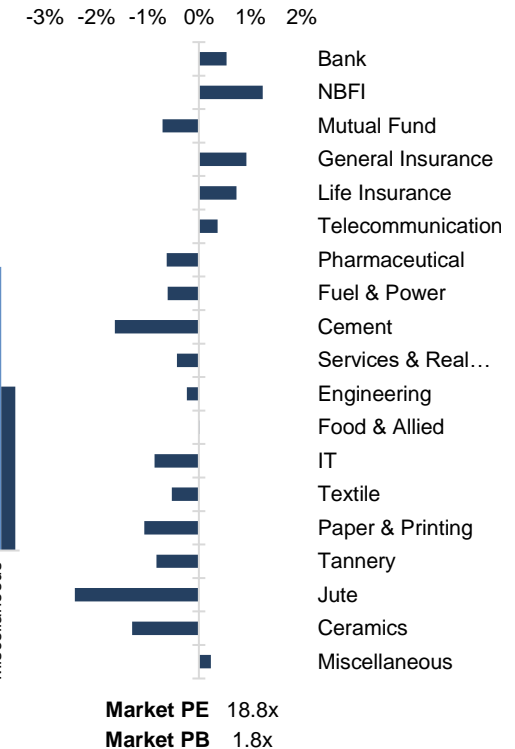


Figure: Sectorial Mcap Change



Md. Rafiqul Islam Research Associate (880) 1708805229 mrafiqulislam@bracepl.com	Md Mahirul Quddus Research Associate (880) 1709636546 mmahirul.quddus@bracepl.com
---	---

Sector Index	Closing	Opening	Points Δ	%Δ	No. of Companies	Mcap (BDT Mn)	% of Total Mcap	Turnover (BDT Mn)	% of Total Turnover	PE	PB	Top Twenty Market Cap	Mcap (BDT Mn)	% of Total Mcap	Turnover (BDT Mn)	PE	PB
Bank	1,281	1,274	+6.89	+0.54%	31	553,293	13.3%	409.9	3.7%	7.2x	0.7x	GP	458,427	11.1%	38.2	12.9x	10.9x
NBFI	1,806	1,784	+22.14	+1.24%	23	177,437	4.3%	875.8	8.0%	69.3x	2.8x	WALTONHIL	358,425	8.6%	25.5	46.9x	6.7x
Mutual Fund	860	866	-6.14	-0.71%	37	38,807	0.9%	132.2	1.2%	NM	0.8x	BATBC	280,746	6.8%	152.8	25.8x	2.8x
General Insurance	4,475	4,434	+41.13	+0.93%	38	115,745	2.8%	3,198.0	29.2%	22.9x	2.2x	ROBI	241,993	5.8%	539.1	NM	3.6x
Life Insurance	2,073	2,058	+15.05	+0.73%	12	56,662	1.4%	125.0	1.1%	NM	NM	SQURPHARMA	186,243	4.5%	55.1	13.1x	2.3x
Telecommunication	6,199	6,176	+22.46	+0.36%	3	728,288	17.6%	616.8	5.6%	19.1x	6.3x	UPGDCL	163,184	3.9%	40.3	20.1x	5.9x
Pharmaceutical	3,342	3,363	-21.09	-0.63%	31	608,895	14.7%	645.9	5.9%	20.8x	2.5x	RENATA	122,112	2.9%	16.0	26.6x	5.0x
Fuel & Power	1,671	1,681	-10.27	-0.61%	22	446,911	10.8%	482.9	4.4%	13.2x	1.4x	BXPHARMA	83,155	2.0%	413.7	18.2x	2.3x
Cement	1,896	1,928	-31.58	-1.64%	7	111,340	2.7%	858.6	7.8%	23.5x	2.5x	BEXIMCO	79,482	1.9%	1,641.8	NM	1.2x
Services & Real Estate	1,023	1,028	-4.37	-0.42%	8	39,764	1.0%	63.7	0.6%	NM	0.8x	BERGERPBL	78,944	1.9%	9.7	32.0x	8.1x
Engineering	4,295	4,305	-10.18	-0.24%	42	524,310	12.6%	363.3	3.3%	34.3x	2.5x	ICB	74,699	1.8%	4.5	36.1x	1.7x
Food & Allied	20,481	20,478	+2.82	+0.01%	20	370,579	8.9%	284.8	2.6%	33.4x	3.3x	LHBL	68,869	1.7%	651.5	24.0x	3.8x
IT	2,193	2,212	-19.09	-0.86%	11	26,035	0.6%	137.0	1.3%	27.2x	1.9x	MARICO	65,070	1.6%	2.9	20.9x	39.8x
Textile	964	969	-5.10	-0.53%	56	100,612	2.4%	655.0	6.0%	NM	0.7x	BRACBANK	59,267	1.4%	76.0	13.4x	1.2x
Paper & Printing	5,060	5,115	-54.55	-1.07%	4	14,253	0.3%	55.7	0.5%	46.8x	1.0x	SUMITPOWER	46,453	1.1%	106.9	8.3x	1.3x
Tannery	1,700	1,714	-14.18	-0.83%	6	18,555	0.4%	46.7	0.4%	NM	1.8x	ISLAMIBANK	45,241	1.1%	8.6	9.4x	0.7x
Jute	9,440	9,674	-233.92	-2.42%	3	2,328	0.1%	22.5	0.2%	NM	14.9x	OLYMPIC	33,450	0.8%	5.6	16.1x	3.8x
Ceramics	519	526	-6.83	-1.30%	5	26,365	0.6%	102.9	0.9%	64.7x	1.7x	UNILEVERCL	33,298	0.8%	6.5	70.6x	22.5x
Miscellaneous	3,671	3,662	+8.65	+0.24%	14	185,159	4.5%	1,879.9	17.2%	60.4x	1.8x	TITASGAS	32,644	0.8%	7.4	9.0x	0.5x
												EBL	32,310	0.8%	30.0	7.7x	1.1x

Top Ten Gainers	Close Price (BDT)	Δ%	Turnover (BDT Mn)	PE	PB
TAKAFULINS	61.9	+9.8%	61.3	34.0x	3.4x
SONARBAINS	77.4	+9.5%	226.2	36.2x	3.8x
GENNEXT	3.6	+9.1%	11.1	NM	0.3x
STANDARINS	49.7	+9.0%	100.3	28.4x	2.6x
MALEKSPIN	17.0	+9.0%	63.1	NM	0.4x
PRIMEINSUR	50.9	+8.5%	34.5	63.6x	2.9x
HEIDELBCEM	287.0	+8.3%	104.2	47.6x	3.8x
AGRANINS	66.3	+7.1%	161.3	40.5x	3.8x
PREMIERLEA	6.4	+6.7%	8.7	32.3x	0.3x
NITOLINS	66.6	+6.6%	176.0	23.5x	2.4x

Top Twenty Free Float Mcap	Free Float Mcap (BDT Mn)	% of Total Free Float Mcap	PE	PB
SQURPHARMA	121,859	8.4%	13.1x	2.3x
BATBC	74,257	5.1%	25.8x	2.8x
RENATA	59,615	4.1%	26.6x	5.0x
BXPHARMA	58,059	4.0%	18.2x	2.3x
BEXIMCO	55,200	3.8%	NM	1.2x
GP	45,843	3.1%	12.9x	10.9x
BRACBANK	31,862	2.2%	13.4x	1.2x
LHBL	24,325	1.7%	24.0x	3.8x
ROBI	24,078	1.7%	NM	3.6x
EBL	22,559	1.5%	7.7x	1.1x
ISLAMIBANK	22,024	1.5%	9.4x	0.7x
OLYMPIC	20,291	1.4%	16.1x	3.8x
BEACONPHAR	19,824	1.4%	47.0x	5.9x
PUBALIBANK	17,683	1.2%	7.0x	0.7x
SUMITPOWER	17,090	1.2%	8.3x	1.3x
CITYBANK	16,475	1.1%	5.6x	0.8x
UPGDCL	16,318	1.1%	20.1x	5.9x
NBL	14,602	1.0%	5.9x	0.4x
ALARABANK	13,185	0.9%	6.3x	1.0x
LANKABAFIN	12,101	0.8%	25.6x	1.9x

Most Traded Share	Close Price (BDT)	Δ%	Turnover (BDT Mn)	PE	PB
BEXIMCO	90.7	+1.2%	1,641.8	NM	1.2x
LHBL	59.3	-4.8%	651.5	24.0x	3.8x
ROBI	46.2	+2.0%	539.1	NM	3.6x
LANKABAFIN	33.8	+3.4%	481.6	25.6x	1.9x
BXPHARMA	186.4	-3.2%	413.7	18.2x	2.3x
BDFINANCE	33.9	+3.7%	257.3	18.0x	1.9x
SONARBAINS	77.4	+9.5%	226.2	36.2x	3.8x
MAKSONSPIN	12.5	+3.3%	188.9	NM	0.7x
PROVATIINS	157.4	-2.5%	188.6	47.3x	7.0x
NITOLINS	66.6	+6.6%	176.0	23.5x	2.4x

Top Ten Losers	Close Price (BDT)	Δ%	Turnover (BDT Mn)	PE	PB
DELTASPINN	6.5	-5.8%	7.5	16.9x	0.5x
ANLIMAYARN	34.4	-5.8%	12.5	NM	3.0x
MHSMML	14.8	-5.7%	3.0	NM	1.1x
ZAHINTEX	5.2	-5.5%	1.9	NM	0.3x
FORTUNE	19.7	-4.8%	46.6	16.4x	1.4x
LHBL	59.3	-4.8%	651.5	24.0x	3.8x
SPCERAMICS	26.3	-4.7%	73.2	76.4x	0.9x
AL-HAJTEX	34.8	-4.4%	6.8	NM	4.0x
ADNTEL	47.2	-4.3%	22.7	25.2x	1.8x
RAHIMAFOOD	233.7	-4.2%	53.0	NM	24.3x

Block Trade	Maximum Price (BDT)	Minimum Price (BDT)	Turnover (BDT Mn)	Quantity ('000)	No. of
AGRANINS	56.5	56.5	0.5	9	1
AOL	52.9	52.9	0.5	10	1
APOLOISPAT	6.4	6.4	0.6	100	1
BEACONPHAR	115.0	115.0	0.6	5	1
BRACBANK	44.0	39.4	249.0	6,312	3
BXPHARMA	193.0	193.0	0.5	3	1
CAPMIBLMF	22.8	22.8	0.7	30	1
CONFIDCEM	111.0	111.0	9.5	86	4
DACCADYE	10.3	10.3	1.7	163	1
DBH	72.6	72.6	15.9	219	3

Block Trade	Maximum	Minimum	Turnover	Quantity	No. of
	Price (BDT)	Price (BDT)	(BDT Mn)	('000)	Trade
DESCO	31.9	31.9	25.5	800	1
FINEFOODS	46.9	46.9	0.5	11	1
GBBPOWER	28.4	28.4	0.6	20	1
GENEXIL	54.0	51.0	6.4	122	8
KARNAPHULI	38.2	38.2	1.0	26	1
LANKABAFIN	35.7	35.7	0.6	16	1
LRGLOBMF1	6.5	6.5	13.1	2,021	2
MALEKSPIN	17.1	17.1	1.6	95	1
NHFIL	28.1	28.1	14.1	500	2
ORIONINFU	71.0	71.0	1.1	15	1
PARAMOUNT	100.0	100.0	57.0	570	3
POPULARLIF	71.5	71.5	1.8	25	1
POWERGRID	49.5	49.5	0.6	13	1
PROVATIINS	175.0	167.1	172.0	1,006	8
RDFOOD	26.9	25.1	3.3	131	2
SKTRIMS	60.0	60.0	1.8	30	1
SQURPHARMA	210.0	210.0	42.0	200	2
SSSTEEL	17.5	17.5	8.8	500	1
UPGDCL	291.0	291.0	9.3	32	1
Total			640.6		56

Important DSE News
GHAIL

(Q3 Un-audited): Consolidated EPS was Tk. (0.22) for January-March 2021 as against Tk. 0.04 for January-March 2020; Consolidated EPS was Tk. (0.85) for July 2020-March 2021 as against Tk. 0.60 for July 2019-March 2020. Consolidated NOCFPS was Tk. (0.14) for July 2020-March 2021 as against Tk. 1.69 for July 2019-March 2020. Consolidated NAV per share was Tk. 14.15 as on March 31, 2021 and Tk. 15.58 as on March 31, 2020.

LHBL

Reference to the earlier news disseminated by DSE dated on 18.03.2021 and 11.02.2021, the company has informed that the Board of Directors of LafargeHolcim Bangladesh Ltd. have passed a resolution to comply with the Order dated 18.03.2021 (certified copy issued on 02.05.2021) passed by the Honorable Appellate Division of the Supreme Court of Bangladesh in Civil Petition for Leave to Appeal No. 694 of 2021 whereby the Honorable Court directed the Company to pay to Jalalabad Gas Transmission & Distribution Systems Ltd. (JGTDS) all gas bills issued by JGTDS as per Gas Tariff fixed by Bangladesh Energy Regulatory Commission along with the total disputed dues as on date of Tk. 90,25,07,423 (Taka ninety crore twenty-five lac seven thousand four hundred and twenty-three) out of which Tk. 10,00,00,000 (Taka ten crore) shall have to be paid within one (1) month along with regular bills and balance amount of Tk. 80,25,07,423 (Taka eighty crore twenty-five lac seven thousand four hundred and twenty-three) shall have to be paid in quarterly installments of Tk. 10,00,00,000 (Taka ten crore). Subject to fulfilment of the above conditions, JGTDS shall maintain supply of gas to the Company under the Gas Sales Agreement (GSA).

EPGL

(Q3 Un-audited): The Company further informed that Consolidated EPS was Tk. 0.47 for January-March 2021 as against Tk. 0.85 for January-March 2020. Consolidated NAV per share (without revaluation) was Tk. 41.37 as on March 31, 2021 and Tk. 36.88 as on June 30, 2020.

RELIANCINS

FinAccord Trading Limited, one of the Sponsors and Corporate Directors of the Company, has expressed its intention to buy 1,82,000 shares at prevailing market price (In the Block Market) through Stock Exchange (DSE) within next 30 working days.

Upcoming Corporate Events

DSE Ticker	Right Share	Dividend		Event	Date
		Stock	Cash		
BRACBANK	-	5.0%	10.0%	Record Date	04-May-21
ISLAMICFIN	-	0.0%	10.0%	Record Date	05-May-21
EBL	-	17.5%	17.5%	Record Date	05-May-21
PUBALIBANK	-	0.0%	12.5%	Record Date	09-May-21
ONEBANKLTD	-	5.5%	6.0%	Record Date	11-May-21
ICBIBANK	-	0.0%	0.0%	Record Date	12-May-21
CRYSTALINS	-	0.0%	10.0%	Record Date	17-May-21
ABBANK	-	5.0%	0.0%	Record Date	19-May-21
BNICL	-	0.0%	15.0%	Record Date	19-May-21

Disclaimer: This report has been prepared by BRAC EPL Stock Brokerage Ltd and is provided for information purposes. It is not, under any circumstances, to be used or considered as an offer to sell, or a solicitation of any offer to buy. Reasonable care has been taken to ensure that the information is not untrue and misleading. BRAC EPL Stock Brokerage Ltd makes no representation or warranty as to the accuracy or completeness of such information. All opinions and estimates included in this report constitute our judgment as of this date and are subject to change without notice.