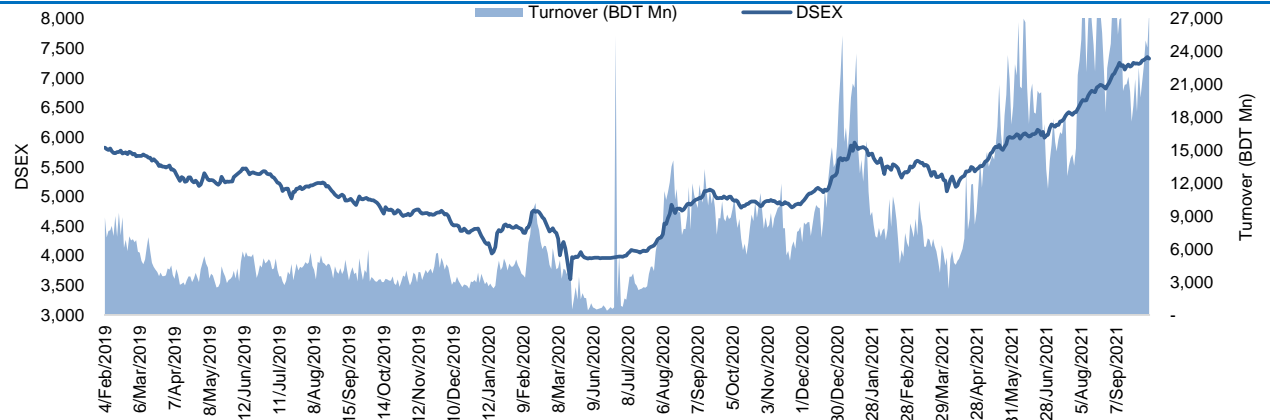


The market closed in red today. The benchmark index DSEX (-0.39%) lost 28.5 points and closed at 7,327.55. The blue-chip index DS30 (+0.86%), the Shariah-based index DSES (-0.01%), and the large-cap index CDSET (+0.71%) closed at 2,765.27, 1,593.75, and 1,476.49 points, respectively. All the large-cap sectors posted negative performance today. Fuel & Power experienced the highest loss of 1.04% followed by Bank (-0.85%), NBFI (-0.55%), Engineering (-0.34%), Telecommunication (-0.33%), Pharmaceutical (+0.31%), and Food & Allied (+1.56%), respectively. Block trades contributed 0.3% of the overall market turnover. Bangladesh Export Import Company Ltd. (+3.0%) was the most traded share with a turnover of BDT 1,767 million.

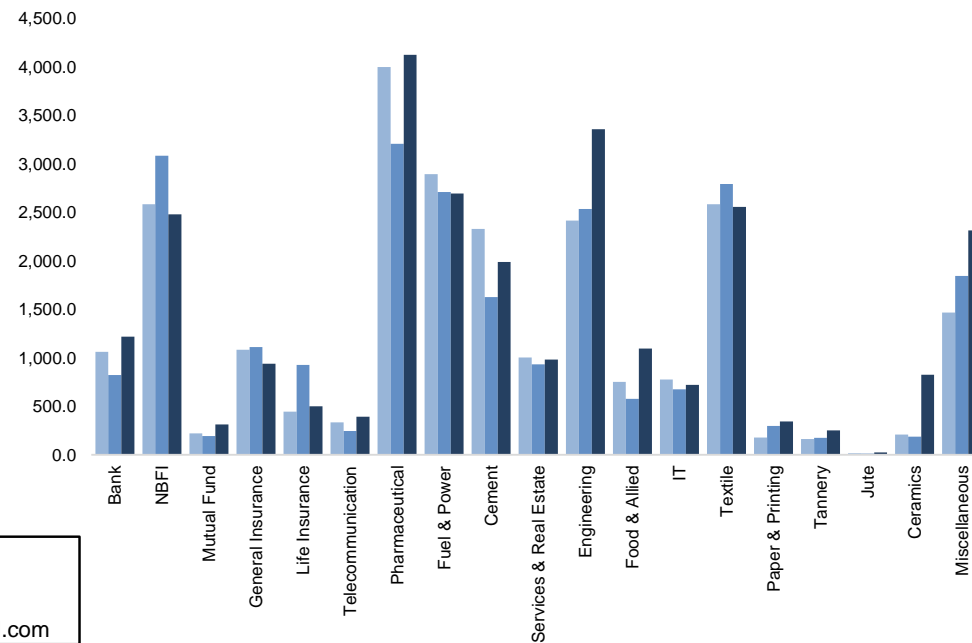


Index	Closing	Opening	Point Δ	%Δ	YTD %Δ
DSEX	7,327.55	7,356.04	-28.50	-0.39%	+35.6%
DS30	2,765.27	2,741.71	+23.55	+0.86%	+40.8%
DSES	1,593.75	1,593.97	-0.23	-0.01%	+28.3%
CDSET	1,476.49	1,466.06	+10.43	+0.71%	+31.5%

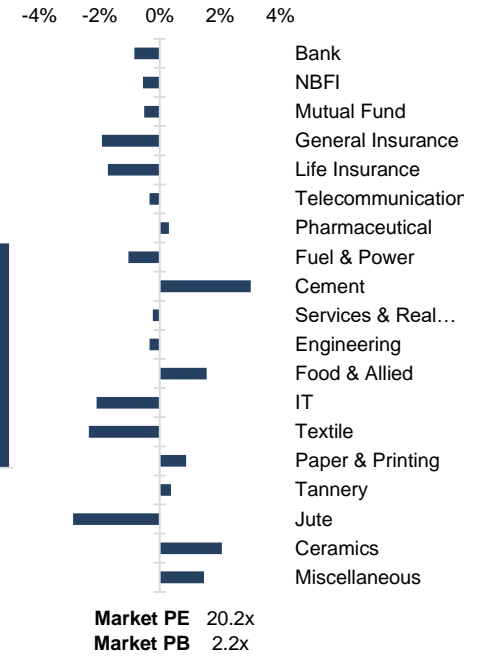
	Advanced	Declined	Unchanged	Total
All Category	48	297	31	376
A Category (Equity)	37	214	27	278
B Category (Equity)	6	49	2	57
N Category (Equity)	0	10	1	11
Z Category (Equity)	5	24	1	30
Mutual Funds	5	16	15	36
Corporate Bonds	0	1	1	2

		Today	Last Day	Daily %Δ
Mcap	Mn BDT	5,820,506	5,829,011	
	Mn USD	68,316	68,416	-0.1%
Turnover	Mn BDT	27,552	24,392	
	Mn USD	323	286	+13.0%
Volume	Mn Shares	579	520	+11.4%
	No. of Trade	339,715	311,087	+9.2%

**Figure: Sectorial Turnover (BDT Mn)**



**Figure: Sectorial Mcap Change**



Market PE 20.2x  
Market PB 2.2x

**Anika Mafiz**  
Research Analyst  
(880) 1708805206  
anika.mafiz@bracepl.com

**Fahim Hassan**  
Research Associate  
(880) 1709636546  
fahim.hassan@bracepl.com

Sector Index	Closing	Opening	Points Δ	%Δ	No. of Companies	Mcap (BDT Mn)	% of Total Mcap	Turnover (BDT Mn)	% of Total Turnover	PE	PB	Top Twenty Market Cap	Mcap (BDT Mn)	% of Total Mcap	Turnover (BDT Mn)	PE	PB
Bank	1,635	1,649	-13.97	-0.85%	32	715,779	13.6%	1,219.1	4.5%	8.5x	0.9x	GP	510,548	9.7%	136.8	13.9x	10.2x
NBFI	2,881	2,897	-16.03	-0.55%	23	285,212	5.4%	2,479.1	9.1%	24.8x	4.5x	WALTONHIL	380,599	7.2%	36.8	23.2x	4.0x
Mutual Fund	981	986	-5.09	-0.52%	37	44,905	0.9%	311.4	1.1%	NM	0.9x	BATBC	370,224	7.0%	714.6	27.4x	9.9x
General Insurance	5,382	5,487	-105.35	-1.92%	38	135,608	2.6%	939.4	3.5%	23.0x	2.5x	ROBI	212,660	4.0%	113.8	NM	3.3x
Life Insurance	2,902	2,953	-50.84	-1.72%	13	82,160	1.6%	500.4	1.8%	NM	NM	SQRPHARMA	212,039	4.0%	269.0	14.6x	2.5x
Telecommunication	6,420	6,441	-21.52	-0.33%	3	759,785	14.4%	393.7	1.5%	19.0x	6.2x	UPGDCL	175,880	3.3%	57.9	18.2x	5.8x
Pharmaceutical	4,236	4,223	+12.94	+0.31%	31	768,194	14.6%	4,125.0	15.2%	25.2x	3.1x	RENATA	140,208	2.7%	24.3	30.5x	5.8x
Fuel & Power	2,025	2,047	-21.38	-1.04%	23	560,563	10.7%	2,693.8	9.9%	14.8x	1.7x	ICB	131,187	2.5%	300.6	63.7x	3.0x
Cement	3,178	3,084	+93.35	+3.03%	7	172,253	3.3%	1,988.6	7.3%	25.0x	3.7x	BEXIMCO	127,855	2.4%	1,766.9	35.2x	2.0x
Services & Real Estate	1,557	1,560	-3.62	-0.23%	8	59,631	1.1%	981.2	3.6%	NM	1.2x	LHBL	113,931	2.2%	1,741.3	31.1x	6.2x
Engineering	5,204	5,222	-17.88	-0.34%	42	632,290	12.0%	3,356.6	12.4%	23.3x	2.5x	BXPBARMA	111,885	2.1%	764.7	24.5x	3.1x
Food & Allied	26,825	26,412	+412.85	+1.56%	20	477,880	9.1%	1,094.4	4.0%	35.6x	10.3x	BERGERPBL	84,923	1.6%	7.6	25.5x	7.4x
IT	3,563	3,639	-76.19	-2.09%	11	41,758	0.8%	720.6	2.7%	38.6x	3.0x	MARICO	73,389	1.4%	20.6	23.0x	27.0x
Textile	1,721	1,762	-41.57	-2.36%	58	180,904	3.4%	2,557.7	9.4%	NM	1.2x	BRACBANK	66,128	1.3%	29.1	11.4x	1.3x
Paper & Printing	7,629	7,563	+66.12	+0.87%	6	22,540	0.4%	345.0	1.3%	60.3x	1.5x	SUMITPOWER	51,685	1.0%	266.8	9.2x	1.4x
Tannery	2,929	2,918	+10.87	+0.37%	6	32,287	0.6%	252.1	0.9%	NM	3.3x	BEACONPHAR	51,236	1.0%	84.2	50.8x	9.8x
Jute	9,367	9,644	-277.75	-2.88%	3	2,257	0.0%	23.2	0.1%	NM	16.4x	DUTCHBANGL	50,663	1.0%	17.6	9.3x	1.5x
Ceramics	778	762	+15.71	+2.06%	5	36,988	0.7%	826.8	3.0%	42.1x	2.4x	ISLAMIBANK	48,300	0.9%	25.4	9.6x	0.8x
Miscellaneous	4,958	4,886	+72.00	+1.47%	14	250,185	4.8%	2,314.5	8.5%	33.0x	2.4x	POWERGRID	44,973	0.9%	453.7	20.8x	0.8x
												TITASGAS	42,635	0.8%	28.5	11.8x	0.6x

Top Ten Gainers	Close Price (BDT)	Δ%	Turnover (BDT Mn)	PE	PB
ORIONINFU	98.4	+9.8%	303.3	82.3x	7.6x
SPCERAMICS	39.1	+9.5%	478.5	NM	1.3x
SEAPEARL	52.2	+7.6%	262.1	68.5x	4.7x
CNATEX	7.5	+7.1%	39.0	NM	0.5x
LHBL	98.1	+5.4%	1,741.3	31.1x	6.2x
SONALIPAPR	518.1	+5.0%	298.4	NM	1.7x
ACTIVEFINE	31.2	+4.3%	334.9	NM	1.4x
AIL	63.8	+4.2%	106.5	35.0x	3.1x
BEACONPHAR	221.8	+4.1%	84.2	50.8x	9.8x
ADVENT	29.8	+3.1%	371.7	25.7x	2.2x

Top Twenty Free Float Mcap	Free Float Mcap (BDT Mn)	% of Total Free Float Mcap	PE	PB
SQRPHARMA	138,737	7.1%	14.6x	2.5x
BATBC	97,924	5.0%	27.4x	9.9x
BEXIMCO	88,795	4.5%	35.2x	2.0x
BXPBARMA	78,118	4.0%	24.5x	3.1x
RENATA	68,450	3.5%	30.5x	5.8x
GP	51,055	2.6%	13.9x	10.2x
LHBL	40,240	2.1%	31.1x	6.2x
BEACONPHAR	35,864	1.8%	50.8x	9.8x
BRACBANK	35,551	1.8%	11.4x	1.3x
EBL	26,040	1.3%	7.1x	1.2x
ISLAMIBANK	23,513	1.2%	9.6x	0.8x
OLYMPIC	23,311	1.2%	18.5x	4.4x
ROBI	21,160	1.1%	NM	3.3x
CITYBANK	20,128	1.0%	5.4x	1.0x
SUMITPOWER	19,015	1.0%	9.2x	1.4x
NBL	18,220	0.9%	8.5x	0.5x
PUBALIBANK	17,894	0.9%	6.8x	0.7x
UPGDCL	17,588	0.9%	18.2x	5.8x
IFIC	16,753	0.9%	14.5x	0.9x
BSRMLTD	16,385	0.8%	9.8x	1.0x

Most Traded Share	Close Price (BDT)	Δ%	Turnover (BDT Mn)	PE	PB
BEXIMCO	145.9	+3.0%	1,766.9	35.2x	2.0x
LHBL	98.1	+5.4%	1,741.3	31.1x	6.2x
ORIONPHARM	94.9	-2.8%	1,054.1	30.9x	1.2x
BXPBARMA	250.8	+2.1%	764.7	24.5x	3.1x
LANKABAFIN	45.5	-3.4%	720.8	19.1x	2.5x
BATBC	685.6	+2.4%	714.6	27.4x	9.9x
IFADAUTOS	60.3	+2.4%	532.4	64.1x	1.5x
GPHISPAT	63.3	+1.0%	524.9	23.4x	3.4x
SPCERAMICS	39.1	+9.5%	478.5	NM	1.3x
POWERGRID	63.1	-2.9%	453.7	20.8x	0.8x

Top Ten Losers	Close Price (BDT)	Δ%	Turnover (BDT Mn)	PE	PB
SHURWID	20.6	-9.6%	37.4	9.4x	1.6x
ICBIBANK	6.0	-9.1%	16.0	NM	NM
MITHUNKNIT	16.7	-7.7%	2.1	NM	0.9x
GBBPOWER	42.1	-7.7%	82.1	28.5x	2.0x
DSSL	22.5	-7.0%	212.0	21.0x	1.3x
ALLTEX	16.6	-6.7%	7.3	NM	1.4x
SUNLIFEINS	35.9	-6.5%	1.7	NM	NM
MIDASFIN	23.2	-6.5%	42.2	NM	2.6x
METROSPIN	28.2	-6.3%	58.1	32.5x	1.8x
REGENTTEX	13.4	-6.3%	21.8	NM	0.5x

Block Trade	Maximum Price (BDT)	Minimum Price (BDT)	No. of Trade	Quantity ('000)	Turnover (BDT)
PHOENIXFIN	35.5	34.8	2.0	2,020	71.696
SONALIPAPR	501.1	451.0	8.0	122	60.124
CENTRALINS	59.0	59.0	2.0	646	38.114
PREMIERCEM	91.5	80.0	4.0	329	29.73
GENEXIL	137.9	125.0	5.0	211	27.441
FORTUNE	85.0	80.0	4.0	316	26.47
BATBC	690.0	690.0	2.0	30	20.7
SPCL	127.5	120.0	7.0	156	19.677
BRACBANK	47.6	47.6	1.0	366	17.421
PTL	73.4	71.0	5.0	185	13.301

\*NBFI Sector PE calculation methodology has been modified to reflect positive earnings only.

Block Trade	Maximum	Minimum	Turnover	Quantity	No. of
	Price (BDT)	Price (BDT)	(BDT Mn)	('000)	Trade
PHOENIXFIN	35.5	34.8	71.7	2,020	2
SONALIPAPR	501.1	451.0	60.1	122	8
CENTRALINS	59.0	59.0	38.1	646	2
PREMIERCEM	91.5	80.0	29.7	329	4
GENEXIL	137.9	125.0	27.4	211	5
FORTUNE	85.0	80.0	26.5	316	4
BATBC	690.0	690.0	20.7	30	2
SPCL	127.5	120.0	19.7	156	7
BRACBANK	47.6	47.6	17.4	366	1
PTL	73.4	71.0	13.3	185	5
LHBL	90.0	84.0	12.5	147	8
BEXIMCO	136.6	129.0	9.8	74	2
ORIONPHARM	99.0	99.0	9.3	94	1
MBL1STMF	8.3	8.3	8.0	964	5
RUPALIINS	52.0	52.0	7.4	143	1
ICBAMCL2ND	13.9	13.9	7.0	500	2
LANKABAFIN	46.5	46.5	5.1	110	1
GPHISPAT	64.2	57.4	4.5	74	3
MALEKSPIN	36.7	36.7	3.7	100	1
ICB	160.0	160.0	3.5	22	1
BDTHAI	33.2	33.2	3.3	100	1
GBBPOWER	49.0	44.3	3.3	70	3
BPPL	53.4	53.4	2.7	50	1
SEAPEARL	50.3	48.1	2.3	46	2
DOREENPWR	90.2	90.2	2.2	25	1
SINOBANGLA	60.5	60.5	2.2	36	2
IBP	23.9	23.9	1.7	70	1
ICBAGRANI1	8.8	8.8	1.5	174	1
AGRANINS	56.6	56.6	1.4	25	1
<b>Total</b>			<b>429.2</b>		<b>96</b>

**Important DSE News**
**RUPALIBANK**

Emerging Credit Rating Limited (ECRL) has assigned rating of the Company "AAA" in the long term and "ST-1" in the short term with a stable outlook as a government supported entity and without government support, ECRL has assigned rating of the Company as "A-" in the long term and "ST-3" in the short term along with a Developing outlook based on audited financial statements of the Company of FY 2017-2020 and other available quantitative and qualitative information up to the date of rating declaration.

**FORTUNE**

As per Regulation 19(1) of the Dhaka Stock Exchange (Listing) Regulations, 2015, the Company has informed that a meeting of the Board of Directors will be held on October 11, 2021 at 4:30 PM to consider, among others, audited financial statements of the Company for the year ended on June 30, 2021.

**NCCBANK**

Mr. Md. Rashed Pasha, one of the Sponsors of the Company, has expressed his intention to sell 1,00,000 shares out of his total holding 4,97,995 shares of the Company at prevailing market price (in the Public Market) through Stock Exchange (DSE) within October 31, 2021.

**ENVOYTEX**

As per Regulation 19(1) of the Dhaka Stock Exchange (Listing) Regulations, 2015, the Company has informed that a meeting of the Board of Directors will be held on October 11, 2021 at 3:00 PM to consider, among others, audited financial statements of the Company for the year ended on June 30, 2021.

**DAFODILCOM**

The Company has informed that they have signed a memorandum of understanding regarding allotment of Plot at Bangabandhu Hitech Park in Kaliakoir, Gajipur. As per MOU, the company will get 96 Acre land for 40 years. The company will invest USD 30 million periodically for assembling and manufacturing of Laptop, IT and Electronic accessories.

**Upcoming Corporate Events**

DSE Ticker	Right Share	Dividend		Event	Date
		Stock	Cash		
EIL	-	0.0%	2.0%	Record Date	7-Oct-21
EHL	-	0.0%	15.0%	Record Date	7-Oct-21
IBNSINA	-	0.0%	47.0%	Record Date	18-Oct-21
SUMITPOWER	-	0.0%	35.0%	Record Date	24-Oct-21
BAYLEASING	-	0.0%	10.0%	Record Date	18-Oct-21
APEXFOOT	-	5.0%	35.0%	Record Date	21-Oct-21
DESHBANDHU	-	0.0%	5.0%	Record Date	28-Oct-21
APEXTANRY	-	0.0%	10.0%	Record Date	27-Oct-21

**Disclaimer:** This report has been prepared by BRAC EPL Stock Brokerage Ltd and is provided for information purposes. It is not, under any circumstances, to be used or considered as an offer to sell, or a solicitation of any offer to buy. Reasonable care has been taken to ensure that the information is not untrue and misleading. BRAC EPL Stock Brokerage Ltd makes no representation or warranty as to the accuracy or completeness of such information. All opinions and estimates included in this report constitute our judgment as of this date and are subject to change without notice.FP49