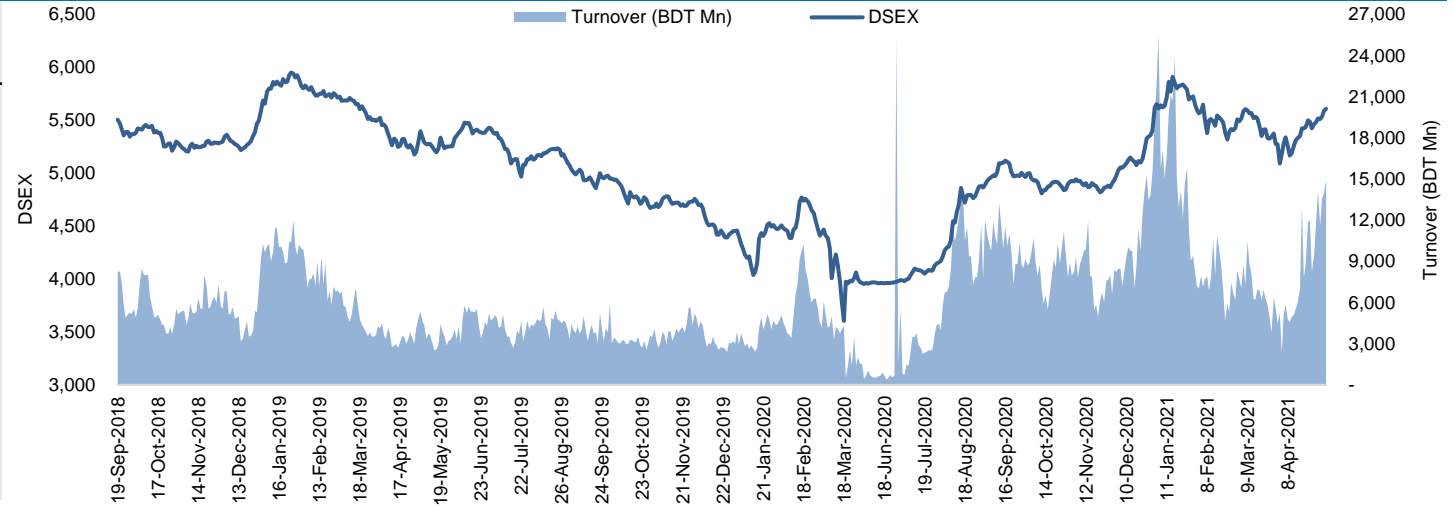


## Daily Market Update

The market closed in green today. The benchmark index DSEX (+0.31%) gained 17.19 points and closed at 5,606.02. The blue-chip index DS30 (+0.24%), the Shariah-based index DSES (+0.18%), and the large-cap index CDSET (+0.19%) closed at 2,137.29, 1,252.19, and 1,187.49 points, respectively. All the large-cap sectors posted positive performance today except Telecommunication (-0.08%), and NBF1 (-0.63%). Engineering booked the highest gain of 1.64% followed by Fuel & Power (+1.12%), Pharmaceutical (+0.66%), Food & Allied (+0.64%), and Bank (+0.34%), respectively. Block trades contributed 5.2% of the overall market turnover. Bangladesh Export Import Company Ltd. (-0.1%) was the most traded share with a turnover of BDT 1,071 million.

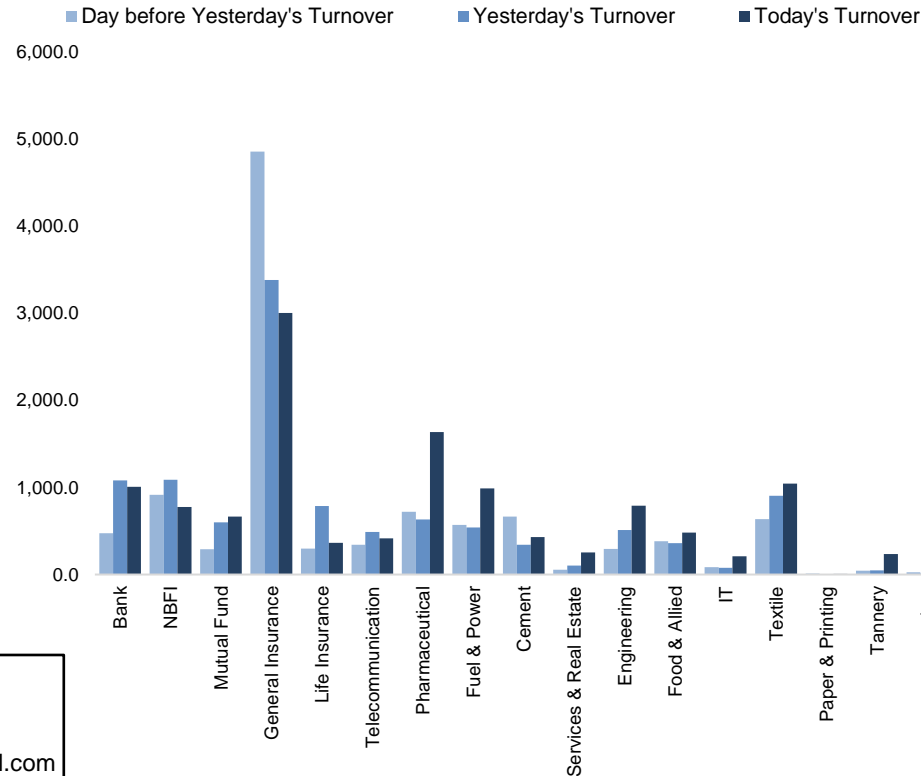
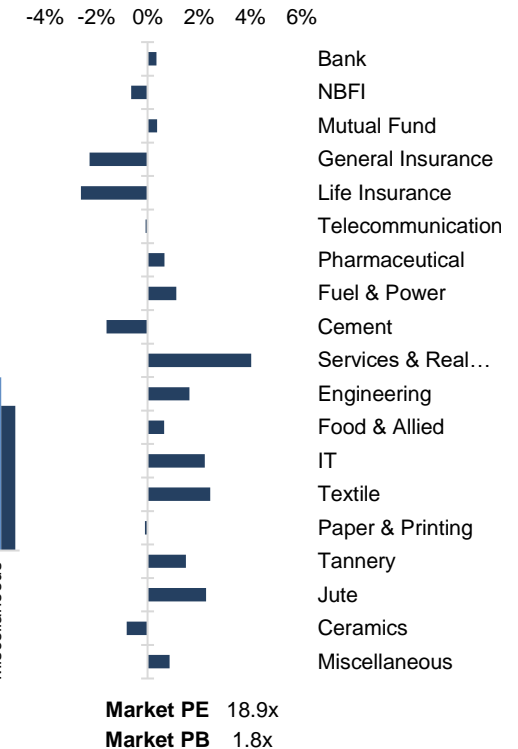


Index	Closing	Opening	Point Δ	%Δ	YTD %Δ
DSEX	5,606.02	5,588.83	+17.19	+0.31%	+3.8%
DS30	2,137.29	2,132.11	+5.18	+0.24%	+8.8%
DSES	1,252.19	1,249.93	+2.26	+0.18%	+0.8%
CDSET	1,187.49	1,185.21	+2.28	+0.19%	+5.7%

	Advanced	Declined	Unchanged	Total
All Category	181	120	60	361
A Category (Equity)	130	95	41	266
B Category (Equity)	30	13	12	55
N Category (Equity)	8	3	0	11
Z Category (Equity)	13	9	7	29
Mutual Funds	14	16	7	37
Corporate Bonds	0	1	0	1

	Today	Last Day	Daily %Δ	
Mcap	Mn BDT	4,776,567	4,755,454	+0.4%
	Mn USD	56,221	55,973	
Turnover	Mn BDT	14,863	13,985	+6.3%
	Mn USD	175	165	
Volume	Mn Shares	504	453	+11.2%
No. of Trade		234,388	199,679	+17.4%

<b>Md. Rafiqul Islam</b> Research Associate (880) 1708805229 mrafiqulislam@bracepl.com	<b>Md Mahirul Quddus</b> Research Associate (880) 1709636546 mmahirul.quddus@bracepl.com
---	---

**Figure: Sectorial Turnover (BDT Mn)**

**Figure: Sectorial Mcap Change**


Sector Index	Closing	Opening	Points Δ	%Δ	No. of Companies	Mcap (BDT Mn)	% of Total Mcap	Turnover (BDT Mn)	% of Total Turnover	PE	PB	Top Twenty Market Cap	Mcap (BDT Mn)	% of Total Mcap	Turnover (BDT Mn)	PE	PB
Bank	1,339	1,334	+4.59	+0.34%	31	578,428	13.8%	1,005.9	7.1%	7.6x	0.7x	GP	449,920	10.7%	111.9	12.6x	10.6x
NBFI	1,863	1,875	-11.90	-0.63%	23	182,985	4.4%	774.4	5.5%	71.5x	2.9x	WALTONHIL	361,091	8.6%	24.1	47.2x	6.8x
Mutual Fund	944	941	+3.52	+0.37%	37	42,606	1.0%	664.7	4.7%	NM	0.8x	BATBC	281,232	6.7%	272.2	25.8x	2.8x
General Insurance	4,409	4,510	-101.67	-2.25%	38	114,021	2.7%	2,999.2	21.3%	22.4x	2.2x	ROBI	240,421	5.7%	273.5	NM	3.6x
Life Insurance	2,179	2,237	-57.99	-2.59%	12	59,559	1.4%	361.9	2.6%	NM	NM	SQURPHARMA	185,446	4.4%	250.6	13.0x	2.3x
Telecommunication	6,113	6,118	-4.85	-0.08%	3	718,194	17.1%	416.3	3.0%	18.9x	6.2x	UPGDCL	163,880	3.9%	59.7	17.0x	5.4x
Pharmaceutical	3,370	3,348	+22.12	+0.66%	31	613,961	14.6%	1,633.2	11.6%	21.0x	2.6x	RENATA	126,692	3.0%	25.4	27.6x	5.2x
Fuel & Power	1,691	1,672	+18.72	+1.12%	22	452,186	10.8%	987.9	7.0%	12.8x	1.4x	BXPHARMA	82,085	2.0%	450.7	18.0x	2.3x
Cement	1,883	1,913	-30.58	-1.60%	7	110,530	2.6%	431.5	3.1%	23.3x	2.5x	BERGERPBL	81,718	1.9%	51.6	33.1x	8.4x
Services & Real Estate	1,074	1,032	+41.67	+4.04%	8	41,719	1.0%	254.8	1.8%	NM	0.9x	ICB	76,875	1.8%	5.7	37.1x	1.7x
Engineering	4,360	4,290	+70.17	+1.64%	42	532,282	12.7%	790.4	5.6%	34.8x	2.6x	BEXIMCO	75,977	1.8%	1,070.6	NM	1.2x
Food & Allied	20,550	20,419	+131.13	+0.64%	20	371,833	8.9%	481.5	3.4%	33.5x	3.3x	LHBL	67,592	1.6%	305.7	23.6x	3.7x
IT	2,240	2,191	+48.99	+2.24%	11	26,590	0.6%	208.2	1.5%	27.8x	1.9x	MARICO	65,407	1.6%	117.9	21.0x	40.0x
Textile	997	974	+23.73	+2.44%	56	104,060	2.5%	1,044.1	7.4%	NM	0.7x	BRACBANK	63,065	1.5%	93.1	14.3x	1.3x
Paper & Printing	5,038	5,043	-5.19	-0.10%	4	14,192	0.3%	7.4	0.1%	47.9x	1.0x	SUMITPOWER	47,414	1.1%	141.1	8.4x	1.3x
Tannery	1,733	1,707	+25.53	+1.50%	6	18,911	0.5%	234.0	1.7%	NM	1.8x	ISLAMIBANK	45,402	1.1%	17.1	9.4x	0.7x
Jute	9,072	8,870	+202.06	+2.28%	3	2,237	0.1%	12.2	0.1%	NM	14.3x	UNILEVERCL	33,684	0.8%	3.2	71.4x	22.7x
Ceramics	513	517	-4.21	-0.81%	5	26,021	0.6%	118.3	0.8%	NM	1.7x	OLYMPIC	33,650	0.8%	3.3	16.2x	3.8x
Miscellaneous	3,677	3,646	+31.29	+0.86%	14	185,492	4.4%	1,659.1	11.8%	60.5x	1.8x	TITASGAS	32,743	0.8%	20.8	9.1x	0.5x
												EBL	32,241	0.8%	53.6	7.7x	1.1x

Top Ten Gainers	Close Price (BDT)	Δ%	Turnover (BDT Mn)	PE	PB
METROSPIN	12.1	+10.0%	63.1	71.8x	0.8x
LRBDL	37.4	+10.0%	139.1	25.2x	1.1x
EGEN	45.3	+10.0%	142.5	34.9x	1.8x
NFML	33.2	+9.9%	422.9	62.1x	2.5x
EMERALDOIL	19.1	+9.8%	22.1	NM	1.2x
TAUFIKA	22.5	+9.8%	54.6	30.8x	1.9x
GBBPOWER	32.7	+9.7%	242.8	24.1x	1.6x
NRBCBANK	14.9	+9.6%	154.4	6.3x	0.9x
TOSRIFA	14.9	+9.6%	18.2	NM	0.5x
BEACHHATCH	12.8	+9.4%	2.5	NM	1.3x

Top Twenty Free Float Mcap	Free Float Mcap (BDT Mn)	% of Total Free Float Mcap	PE	PB
SQURPHARMA	121,337	8.2%	13.0x	2.3x
BATBC	74,386	5.0%	25.8x	2.8x
RENATA	61,851	4.2%	27.6x	5.2x
BXPHARMA	57,311	3.9%	18.0x	2.3x
BEXIMCO	52,766	3.6%	NM	1.2x
GP	44,992	3.0%	12.6x	10.6x
BRACBANK	33,904	2.3%	14.3x	1.3x
ROBI	23,922	1.6%	NM	3.6x
LHBL	23,873	1.6%	23.6x	3.7x
EBL	22,510	1.5%	7.7x	1.1x
ISLAMIBANK	22,102	1.5%	9.4x	0.7x
OLYMPIC	20,412	1.4%	16.2x	3.8x
BEACONPHAR	20,131	1.4%	47.7x	6.0x
PUBALIBANK	17,964	1.2%	7.1x	0.7x
CITYBANK	17,621	1.2%	6.0x	0.9x
SUMITPOWER	17,444	1.2%	8.4x	1.3x
UPGDCL	16,388	1.1%	17.0x	5.4x
NBL	15,025	1.0%	6.1x	0.4x
ALARABANK	13,371	0.9%	6.4x	1.0x
LANKABAFIN	12,566	0.8%	26.6x	2.0x

Most Traded Share	Close Price (BDT)	Δ%	Turnover (BDT Mn)	PE	PB
BEXIMCO	86.7	-0.1%	1,070.6	NM	1.2x
ORIONPHARM	53.9	+4.9%	542.8	19.8x	0.8x
BXPHARMA	184.0	+0.3%	450.7	18.0x	2.3x
NFML	33.2	+9.9%	422.9	62.1x	2.5x
LANKABAFIN	35.1	-2.5%	418.1	26.6x	2.0x
LHBL	58.2	-2.3%	305.7	23.6x	3.7x
ROBI	45.9	+0.7%	273.5	NM	3.6x
BATBC	520.8	+0.5%	272.2	25.8x	2.8x
MAKSONSPIN	14.9	+2.1%	265.5	NM	0.8x
CONTININS	53.1	+5.8%	251.1	41.1x	2.6x

Top Ten Losers	Close Price (BDT)	Δ%	Turnover (BDT Mn)	PE	PB
DHAKAINS	74.3	-6.3%	83.4	30.7x	3.7x
MEGHNALIFE	68.7	-6.1%	71.1	NM	NM
PRIMELIFE	56.9	-6.0%	8.6	NM	NM
DELTALIFE	75.1	-5.7%	5.2	NM	NM
REPUBLIC	52.9	-5.4%	124.8	23.7x	3.5x
EASTRNLUB	1,261.0	-5.3%	16.7	34.3x	5.9x
ASIAPACINS	68.1	-5.0%	183.2	30.7x	3.1x
GREENDELMEF	7.8	-4.9%	19.6	NM	0.9x
JANATAINS	41.3	-4.8%	53.3	32.0x	2.8x
RELIANCINS	59.6	-4.8%	12.8	9.6x	1.0x

Top 30 Block Trade	Maximum Price (BDT)	Minimum Price (BDT)	Turnover (BDT Mn)	Quantity ('000)	No. of
PROVATIINS	165.0	158.0	116.3	709	7
NFML	30.0	27.2	108.3	3,718	15
PARAMOUNT	98.0	95.0	72.5	762	3
EASTERNINS	135.0	127.0	65.1	500	7
EGEN	45.0	43.0	55.6	1,270	6
SQURPHARMA	211.0	211.0	42.2	200	1
RDFOOD	25.5	24.5	38.4	1,507	4
BATBC	518.5	518.2	33.7	65	2
GP	335.0	335.0	31.8	95	1
SSSTEEL	18.2	17.5	26.2	1,454	7

Top 30 Block Tr	Maximum Price (BDT)	Minimum Price (BDT)	Turnover (BDT Mn)	Quantity ('000)	No. of Trade
BRACBANK	45.3	45.3	26.1	577	1
BEXIMCO	90.5	90.5	24.9	275	1
UCB	15.3	15.3	15.3	1,000	1
NRBCBANK	14.5	14.5	11.0	760	2
DESCO	33.3	33.3	10.1	303	2
LANKABAFIN	36.7	36.7	9.9	270	1
GBBPOWER	31.0	29.1	9.5	314	7
MEGHNALIFE	66.0	66.0	8.9	135	1
NBL	7.9	7.9	7.9	1,000	2
CONFIDCEM	109.0	107.0	7.2	67	4
STANDARINS	52.6	52.5	6.2	119	5
LRGLOBMF1	6.6	6.6	5.7	861	2
EASTRN LUB	1,285.0	1,285.0	4.5	4	1
BSC	43.8	43.8	3.9	90	1
GPHISPAT	35.5	35.5	3.6	100	1
BDTHAI	23.6	23.6	3.5	150	1
SHAHJABANK	19.9	19.9	3.0	150	1
DACCADYE	10.1	9.6	2.9	294	2
PRIMEINSUR	55.5	55.5	2.8	50	1
REPUBLIC	58.0	56.0	2.7	49	2
<b>Total</b>			<b>777.6</b>		<b>112</b>

**Important DSE News**
**AIBL1STIMF**

The Trustee Board of the Fund has declared 12.25% cash dividend based on the Net Profit and Retained Earnings for the year ended March 31, 2021. Record date: 31.05.2021. The fund has also reported EPU of Tk. 1.83, NAV per unit at cost price of Tk. 11.24, NAV per unit at market price of Tk. 11.57 and NOCFPU of Tk. 0.42 for the year ended on March 31, 2021 as against Tk. (0.62), Tk. 10.11, Tk. 9.41 and Tk. 1.30 respectively for the same period of the previous year.

**MBL1STMF**

The Trustee Board of the Fund has declared 11.50% cash dividend based on the Net Profit and Retained Earnings for the year ended March 31, 2021. Record date: 31.05.2021. The fund has also reported EPU of Tk. 1.95, NAV per unit at cost price of Tk. 11.17, NAV per unit at market price of Tk. 11.89 and NOCFPU of Tk. 0.59 for the year ended on March 31, 2021 as against Tk. (0.97), Tk. 9.48, Tk. 9.22 and Tk. 0.98 respectively for the same period of the previous year.

**OAL**

(Q3 Un-audited): EPS was Tk. (0.12) for January-March 2021 as against Tk. (0.09) for January-March 2020; EPS was Tk. (0.33) for July 2020-March 2021 as against Tk. (0.43) for July 2019-March 2020. NOCFPS was Tk. 0.27 for July 2020-March 2021 as against Tk. 0.81 for July 2019-March 2020. NAV per share was Tk. 13.64 as on March 31, 2021 and Tk. 13.98 as on June 30, 2020.

**ONEBANKLTD**

(Q1 Un-audited): Consolidated EPS was Tk. 0.84 for January-March 2021 as against Tk. 0.79 for January-March 2020. Consolidated NOCFPS was Tk. (6.307) for January-March 2021 as against Tk. 10.226 for January-March 2020. Consolidated NAV per share was Tk. 20.15 as on March 31, 2021 and Tk. 19.31 as on December 31, 2020.

**BDFINANCE**

(Q1 Un-audited): Consolidated EPS was Tk. 0.50 for January-March, 2021 as against Tk. 0.35 for January-March, 2020. Consolidated NOCFPS was Tk. 0.86 for January-March, 2021 as against Tk. 2.52 for January-March, 2020. Consolidated NAV per share was Tk. 18.36 as on March 31, 2021 and Tk. 16.72 as on December 31, 2020.

**ISLAMICFIN**

(Q1 Un-audited): EPS was Tk. 0.41 for January-March 2021 as against Tk. 0.38 for January-March 2020. NOCFPS was Tk. (0.27) for January-March 2021 as against Tk. (3.10) for January-March 2020. NAV per share was Tk. 15.41 as on March 31, 2021 and Tk. 14.84 as on March 31, 2020.

**AGRANINS**

Mr. Mahmudul Hoque one of the Sponsor Directors of the Company, has expressed his intention to sell 30,000 shares out of his total holding of 10,80,000 shares of the Company at prevailing market price (in the Public Market) through Stock Exchange (DSE) within next 30 working days. Mr. Md. Mustafizur Rahman one of the Sponsor Directors of the Company, has expressed his intention to sell 1,50,000 shares out of his total holding of 7,56,107 shares of the Company at prevailing market price (in the Public Market) through Stock Exchange (DSE) within next 30 working days.

**SQURPHARMA**

(Q3 Un-audited): Consolidated EPS was Tk. 4.36 for January-March 2021 as against Tk. 4.08 for January-March 2020; Consolidated EPS was Tk. 13.12 for July 2020-March 2021 as against Tk. 11.85 for July 2019-March 2020. Consolidated NOCFPS was Tk. 9.40 for July 2020-March 2021 as against Tk. 9.64 for July 2019-March 2020. Consolidated NAV per share was Tk. 96.43 as on March 31, 2021 and Tk. 87.28 as on June 30, 2020. Reason for Significant deviation in Consolidated NAV per share, Consolidated EPS and Consolidated NOCFPS: Consolidated NAV per share is increased due to incremental Net Profit in comparing to the reporting period ended on March 31, 2020. Consolidated EPS increased due to positive revenue. Consolidated NOCFPS decreased due to higher investment on working capital and higher advance tax payment to facilitate revenue growth in comparing to the same reporting period of previous year.

**Upcoming Corporate Events**

DSE Ticker	Right Share	Dividend		Event	Date
		Stock	Cash		
PUBALIBANK	-	0.0%	12.5%	Record Date	09-May-21
ONEBANKLTD	-	5.5%	6.0%	Record Date	11-May-21
ICBIBANK	-	0.0%	0.0%	Record Date	12-May-21
CRYSTALINS	-	0.0%	10.0%	Record Date	17-May-21
ABBANK	-	5.0%	0.0%	Record Date	19-May-21
BNICL	-	0.0%	15.0%	Record Date	19-May-21
CONTININS	-	4.0%	6.0%	Record Date	20-May-21
ISLAMIBANK	-	0.0%	10.0%	Record Date	20-May-21
NITOLINS	-	0.0%	10.0%	Record Date	24-May-21

**Disclaimer:** This report has been prepared by BRAC EPL Stock Brokerage Ltd and is provided for information purposes. It is not, under any circumstances, to be used or considered as an offer to sell, or a solicitation of any offer to buy. Reasonable care has been taken to ensure that the information is not untrue and misleading. BRAC EPL Stock Brokerage Ltd makes no representation or warranty as to the accuracy or completeness of such information. All opinions and estimates included in this report constitute our judgment as of this date and are subject to change without notice.

**ADVENT**

The Company has informed that Mr. Asif Iqbal Chowdhury has been appointed as the Chairman of the Company with effect from April 15, 2021.

**MTB**

Associated Builders Corporation Ltd. one of the Corporate Sponsor Directors of the Company, has expressed its intention to sell 41,49,380 shares out of its total holding of 3,34,12,696 shares of the Company, whereas Mr. Rashed Ahmed Chowdhury, one of the Directors of the company representing Associated Builders Corporation Ltd., has expressed his intention to buy 41,49,380 shares of the Company at prevailing market price (in the Block Market) through Stock Exchange (DSE) within next 30 working days.