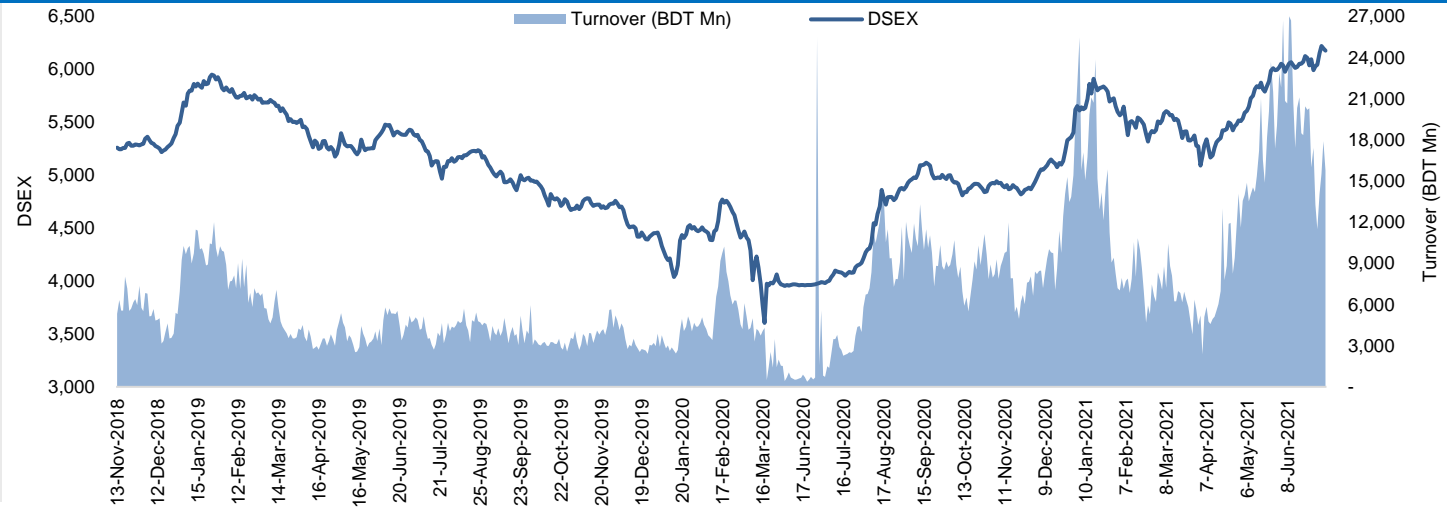


Daily Market Update

The market closed in red today. The benchmark index DSEX (-0.31%) lost 19.35 points and closed at 6,177.22. The blue-chip index DS30 (+0.11%), the Shariah-based index DSES (+0.21%), and the large-cap index CDSET (-0.21%) closed at 2,231.55, 1,327.50, and 1,235.68 points, respectively. Large-cap sectors posted mixed performance today. Fuel & Power booked the highest gain of 0.54% followed by Telecommunication (+0.42%), Pharmaceutical (+0.29%). NBF1 experienced the highest loss of 2.82% followed by Bank (-0.98%), Food & Allied (-0.27%), Engineering (-0.19%). Block trades contributed 0.5% of the overall market turnover. Bangladesh Export Import Company Ltd. (-0.4%) was the most traded share with a turnover of BDT 1,624 million.



Index	Closing	Opening	Point Δ	%Δ	YTD %Δ
DSEX	6,177.22	6,196.57	-19.35	-0.31%	+14.3%
DS30	2,231.55	2,229.05	+2.50	+0.11%	+13.6%
DSES	1,327.50	1,324.73	+2.77	+0.21%	+6.9%
CDSET	1,235.68	1,238.25	-2.57	-0.21%	+10.0%

	Advanced	Declined	Unchanged	Total
All Category	142	205	25	372
A Category (Equity)	102	149	19	270
B Category (Equity)	21	32	5	58
N Category (Equity)	7	5	0	12
Z Category (Equity)	12	19	1	32
Mutual Funds	23	11	2	36
Corporate Bonds	0	1	0	1

		Today	Last Day	Daily %Δ
Mcap	Mn BDT	5,150,743	5,159,127	-0.2%
	Mn USD	60,626	60,724	
Turnover	Mn BDT	15,776	17,897	-11.9%
	Mn USD	186	211	
Volume	Mn Shares	649	752	-13.7%
No. of Trade		244,193	276,089	-11.6%

Figure: Sectorial Turnover (BDT Mn)

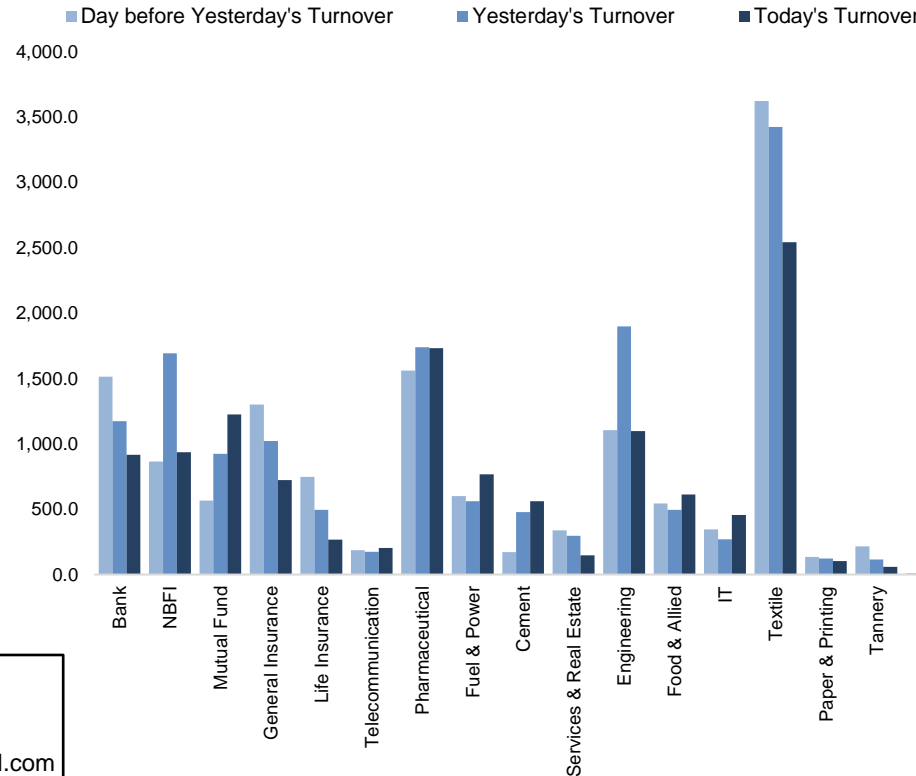
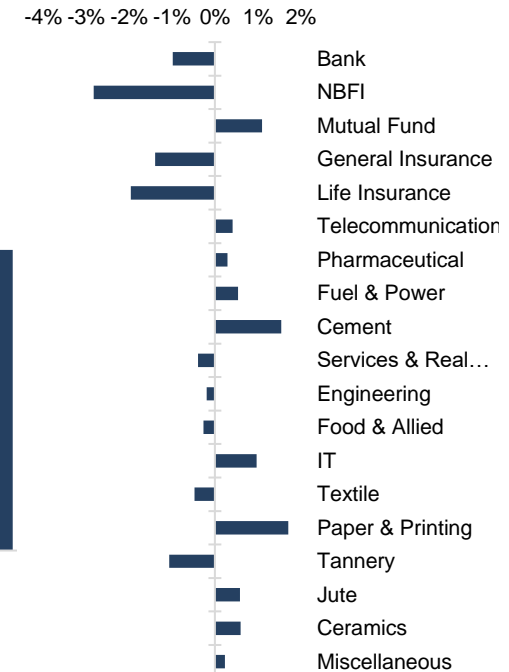


Figure: Sectorial Mcap Change



Market PE 19.3x
Market PB 1.9x

Anika Mafiz Research Analyst (880) 1708805206 anika.mafiz@bracepl.com	Md Mahirul Quddus Research Associate (880) 1709636546 mmahirul.quddus@bracepl.com
---	---

Sector Index	Closing	Opening	Points Δ	%Δ	No. of Companies	Mcap (BDT Mn)	% of Total Mcap	Turnover (BDT Mn)	% of Total Turnover	PE	PB	Top Twenty Market Cap	Mcap (BDT Mn)	% of Total Mcap	Turnover (BDT Mn)	PE	PB
Bank	1,538	1,553	-15.25	-0.98%	31	664,391	14.6%	915.7	6.2%	8.8x	0.8x	GP	471,930	10.3%	55.8	13.3x	7.7x
NBFI	2,189	2,253	-63.56	-2.82%	23	215,077	4.7%	935.5	6.3%	46.8x	3.4x	WALTONHIL	402,440	8.8%	17.0	40.3x	7.1x
Mutual Fund	1,103	1,091	+11.95	+1.10%	37	49,767	1.1%	1,225.1	8.3%	NM	1.0x	BATBC	291,276	6.4%	165.7	24.8x	7.7x
General Insurance	5,283	5,358	-74.67	-1.39%	38	136,641	3.0%	723.3	4.9%	25.5x	2.5x	ROBI	228,374	5.0%	115.3	NM	3.4x
Life Insurance	2,689	2,743	-53.69	-1.96%	13	74,004	1.6%	266.2	1.8%	NM	NM	SQURPHARMA	190,410	4.2%	205.6	13.1x	2.2x
Telecommunication	6,205	6,179	+25.65	+0.42%	3	728,981	16.0%	203.3	1.4%	18.8x	5.4x	UPGDCL	158,315	3.5%	32.6	16.4x	5.2x
Pharmaceutical	3,522	3,512	+10.31	+0.29%	31	641,755	14.1%	1,731.9	11.7%	21.0x	2.6x	RENATA	128,213	2.8%	4.6	27.9x	5.3x
Fuel & Power	1,703	1,694	+9.11	+0.54%	22	455,348	10.0%	767.4	5.2%	12.4x	1.4x	ICB	95,409	2.1%	29.6	46.1x	2.2x
Cement	2,088	2,056	+31.80	+1.55%	7	122,600	2.7%	560.0	3.8%	21.5x	2.6x	BERGERPBL	82,256	1.8%	39.8	33.3x	8.4x
Services & Real Estate	1,055	1,059	-4.20	-0.40%	8	40,983	0.9%	148.1	1.0%	NM	0.9x	BEXIMCO	81,469	1.8%	1,623.6	22.4x	1.2x
Engineering	4,912	4,922	-9.33	-0.19%	42	599,674	13.1%	1,095.9	7.4%	29.8x	2.8x	BXPBARMA	80,836	1.8%	281.2	17.7x	2.3x
Food & Allied	21,310	21,367	-57.13	-0.27%	20	385,582	8.4%	613.2	4.1%	32.8x	8.1x	LHBL	72,586	1.6%	477.1	25.3x	4.0x
IT	2,793	2,767	+26.83	+0.97%	11	33,167	0.7%	456.0	3.1%	30.6x	2.4x	BRACBANK	70,722	1.5%	54.7	14.6x	1.4x
Textile	1,456	1,463	-6.96	-0.48%	58	153,825	3.4%	2,541.5	17.1%	NM	1.0x	MARICO	70,072	1.5%	8.3	22.5x	42.8x
Paper & Printing	5,406	5,315	+90.95	+1.71%	6	15,489	0.3%	102.5	0.7%	41.6x	1.0x	DUTCHBANGL	47,300	1.0%	72.7	8.4x	1.4x
Tannery	1,967	1,989	-21.10	-1.06%	6	21,471	0.5%	58.1	0.4%	NM	2.2x	SUMITPOWER	46,987	1.0%	43.2	8.4x	1.3x
Jute	7,968	7,922	+46.36	+0.59%	3	1,965	0.0%	10.1	0.1%	NM	14.3x	ISLAMIBANK	46,207	1.0%	6.1	9.6x	0.7x
Ceramics	525	522	+3.11	+0.60%	5	26,674	0.6%	185.7	1.3%	57.1x	1.8x	TITASGAS	35,315	0.8%	11.8	9.8x	0.5x
Miscellaneous	3,941	3,932	+9.30	+0.24%	14	198,779	4.4%	2,298.9	15.5%	29.7x	2.0x	OLYMPIC	33,870	0.7%	56.0	16.3x	3.9x
												UNILEVERCL	33,412	0.7%	1.5	70.8x	22.5x

Top Ten Gainers	Close Price (BDT)	Δ%	Turnover (BDT Mn)	PE	PB
PAPERPROC	79.2	+10.0%	0.2	NM	2.9x
BIFC	6.6	+10.0%	2.5	NM	NM
TAMIJTEX	59.0	+9.9%	0.6	NM	0.7x
ISNLTD	42.6	+9.8%	34.9	NM	3.3x
SONALILIFE	14.6	+9.8%	0.3	NM	NM
MATINSPIINN	61.6	+9.6%	214.4	13.7x	1.2x
FUWANGCER	16.2	+9.5%	99.8	40.5x	1.4x
ILFSL	8.2	+9.3%	13.7	NM	NM
FAREASTFIN	6.0	+9.1%	4.9	NM	5.2x
SONALIPAPR	239.0	+8.7%	47.2	60.7x	0.8x

Top Twenty Free Float Mcap	Free Float Mcap (BDT Mn)	% of Total Free Float Mcap	PE	PB
SQURPHARMA	124,585	7.6%	13.1x	2.2x
BATBC	77,043	4.7%	24.8x	7.7x
RENATA	62,593	3.8%	27.9x	5.3x
BEXIMCO	56,580	3.4%	22.4x	1.2x
BXPBARMA	56,439	3.4%	17.7x	2.3x
GP	47,193	2.9%	13.3x	7.7x
BRACBANK	38,020	2.3%	14.6x	1.4x
LHBL	25,637	1.6%	25.3x	4.0x
EBL	23,310	1.4%	7.3x	0.9x
ROBI	22,723	1.4%	NM	3.4x
BEACONPHAR	22,702	1.4%	32.1x	6.2x
ISLAMIBANK	22,494	1.4%	9.6x	0.7x
OLYMPIC	20,545	1.2%	16.3x	3.9x
CITYBANK	19,054	1.2%	6.1x	0.9x
SUMITPOWER	17,286	1.0%	8.4x	1.3x
PUBALIBANK	17,049	1.0%	6.7x	0.6x
NBL	16,295	1.0%	7.6x	0.5x
UPGDCL	15,831	1.0%	16.4x	5.2x
PRIMEBANK	15,674	1.0%	9.0x	0.9x
ALARABANK	14,052	0.9%	10.5x	1.0x

Most Traded Share	Close Price (BDT)	Δ%	Turnover (BDT Mn)	PE	PB
BEXIMCO	90.7	-0.4%	1,623.6	22.4x	1.2x
LHBL	62.5	+2.6%	477.1	25.3x	4.0x
BXPBARMA	181.2	+1.8%	281.2	17.7x	2.3x
NFML	37.0	-3.9%	268.3	28.7x	2.9x
KEYACOSMET	8.9	-4.3%	259.1	NM	0.7x
LANKABAFIN	36.9	-2.4%	247.7	20.4x	2.1x
FUWANGFOOD	18.1	+7.1%	219.8	42.3x	1.5x
MATINSPIINN	61.6	+9.6%	214.4	13.7x	1.2x
SQURPHARMA	214.8	-1.4%	205.6	13.1x	2.2x
ALIF	13.4	-	191.9	26.3x	1.0x

Top Ten Losers	Close Price (BDT)	Δ%	Turnover (BDT Mn)	PE	PB
ALLTEX	13.0	-7.8%	10.3	NM	1.1x
DSHGARME	167.4	-7.0%	3.5	NM	8.7x
FARCHEM	12.7	-6.6%	84.9	NM	0.9x
FIRSTFIN	7.3	-6.4%	6.8	3.5x	1.2x
TALLUSPIN	7.9	-6.0%	12.0	NM	0.7x
PREMIERLEA	9.5	-5.9%	25.6	48.0x	0.5x
NURANI	10.0	-5.7%	39.5	NM	1.1x
KBPPWBIL	13.8	-5.5%	27.0	NM	1.1x
EMERALDOIL	30.0	-5.1%	13.3	NM	1.9x
MEGCONMILK	13.9	-4.8%	0.8	NM	NM

Block Trade	Maximum Price (BDT)	Minimum Price (BDT)	Turnover (BDT Mn)	Quantity ('000)	No. of
ABBANK	14.2	14.2	1.0	40	0.57
AIL	42.1	39.2	2.0	99	4.14
AMANFEED	65.0	56.0	3.0	46	2.77
ASIAINS	104.0	104.0	1.0	443	46.1
BATBC	540.4	539.0	2.0	514	278
BEACONPHAR	131.0	131.0	3.0	50	6.55
BEXIMCO	90.0	90.0	1.0	579	52.1
BRACBANK	51.2	51.0	2.0	70	3.58
BSC	47.0	47.0	2.0	46	2.14
DELTALIFE	148.0	148.0	2.0	74	11

Block Trade	Maximum Price (BDT)	Minimum Price (BDT)	Turnover (BDT Mn)	Quantity ('000)	No. of Trade
DUTCHBANGL	90.0	90.0	1.0	83	7.47
EASTERNINS	121.0	121.0	1.0	347	42.02
EHL	57.0	57.0	1.0	95	5.398
FORTUNE	47.0	47.0	1.0	865	40.66
FUWANGCER	16.2	16.2	2.0	350	5.67
GBBPOWER	33.0	32.5	2.0	32	1.032
GENEXIL	92.0	92.0	3.0	340	31.28
GLOBALINS	66.0	66.0	1.0	10	0.66
GP	348.0	348.0	1.0	49	17.05
GRAMEENS2	18.0	18.0	2.0	60	1.08
GREENDELTA	122.0	121.0	5.0	77	9.369
ICBIBANK	4.7	4.7	1.0	450	2.115
ILFSL	8.2	8.2	1.0	100	0.82
ISLAMIINS	59.0	59.0	1.0	18	1.074
MAKSONSPIN	21.9	21.9	1.0	166	3.624
NFML	41.0	41.0	1.0	60	2.46
NORTHRNINS	65.0	65.0	1.0	12	0.748
NRBCBANK	33.0	32.9	3.0	89	2.932
POWERGRID	46.0	46.0	1.0	100	4.60
QUASEMIND	48.0	48.0	1.0	135	6.50
RDFOOD	35.4	34.7	2.0	113	3.95
SAFKOSPINN	25.0	25.0	2.0	2,400	60.00
SALAMCRST	34.6	34.6	1.0	26	0.90
SALVOCHEM	35.9	32.2	4.0	161	5.33
SEAPEARL	41.4	41.4	1.0	20	0.83
SILCOPHL	29.0	29.0	1.0	74	2.15
SINGERBD	178.0	176.5	2.0	85	15.06
SONALIPAPR	212.8	212.8	6.0	1,095	233.02
SQURPHARMA	217.8	216.1	3.0	100	21.69
VFSTDL	27.5	27.5	1.0	50	1.38
Total			73.0		937

Important DSE News
MERCINS

Mohammad Ali Asghar, one of the Sponsors of Mercantile Insurance Co. Ltd., has expressed his intention to sell his entire holdings of 2,87,302 shares of the Company at prevailing market price (in the Public Market) through Stock Exchange (DSE) within next 30 working days.

GENEXIL

The Company has informed that the Board of Directors has approved an Agreement with "EDOTCO BANGTADESH CO LTD.", the country's largest multinational Telecom Tower Company in Bangladesh, to be called "AGREEMENT FOR PROVIDING 360 DEGREE SECURITY SOLUTION SERVICE". The tenure of this Agreement is 3 years. Under this agreement Genex Infosys Limited will provide 360 degree IOT (Internet of Things) based security solution including monitoring and theft protection. This solution is the country's first ever IOT based large scale security solution with an aim to deploy throughout the entire geo location of Edotco in Bangladesh. This 360 degree security solution service agreement is expected to generate approximately revenue Tk. 24 crore per year upon full rollout. (end)

Upcoming Corporate Events

DSE Ticker	Right Share	Dividend		Event	Date
		Stock	Cash		
DACCADYE	-	0.0%	1.0%	Record Date	12-Jul-21
RUPALIBANK	-	10.0%	0.0%	Record Date	14-Jul-21

Disclaimer: This report has been prepared by BRAC EPL Stock Brokerage Ltd and is provided for information purposes. It is not, under any circumstances, to be used or considered as an offer to sell, or a solicitation of any offer to buy. Reasonable care has been taken to ensure that the information is not untrue and misleading. BRAC EPL Stock Brokerage Ltd makes no representation or warranty as to the accuracy or completeness of such information. All opinions and estimates included in this report constitute our judgment as of this date and are subject to change without notice.