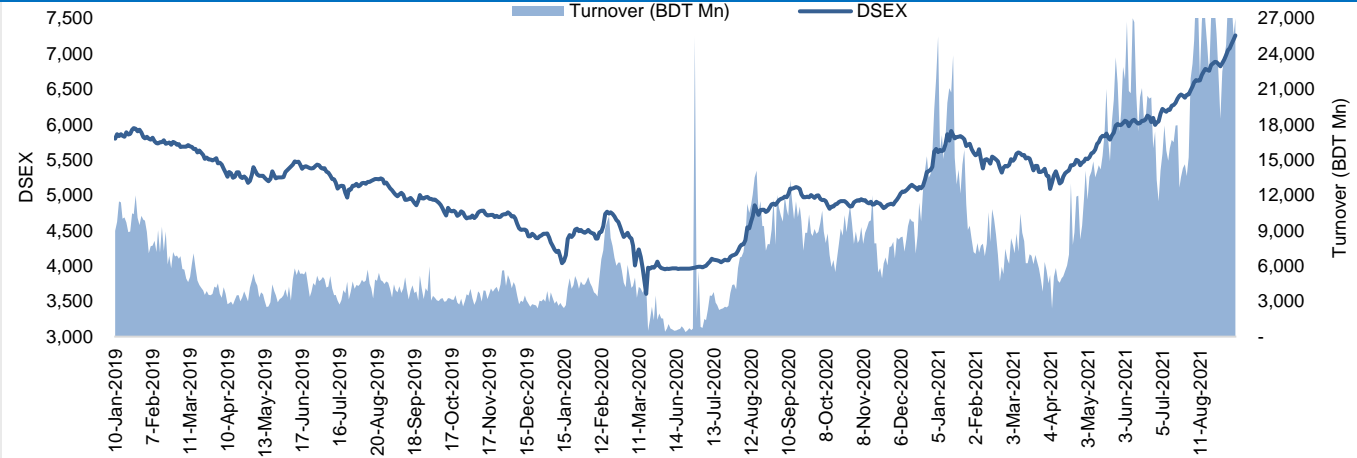


The market closed in green today. The benchmark index DSEX (+0.87%) gained 62.42 points and closed at 7,258.75. The bluechip index DS30 (+1.29%), the Shariah-based index DSES (+1.30%), and the large-cap index CDSET (+1.11%) closed at 2,647.14, 1,592.31, and 1,431.62 points, respectively. All the large-cap sectors posted positive performance today. Engineering booked the highest gain of 2.10% followed by Pharmaceutical (+1.51%), Bank (+0.70%), Food & Allied (+0.54%), NBF1 (+0.52%), Telecommunication (+0.30%), and Fuel & Power (-0.24%), respectively. Block trades contributed 1.4% of the overall market turnover. Square Pharmaceuticals Ltd. (+2.1%) was the most traded share with a turnover of BDT 812 million.



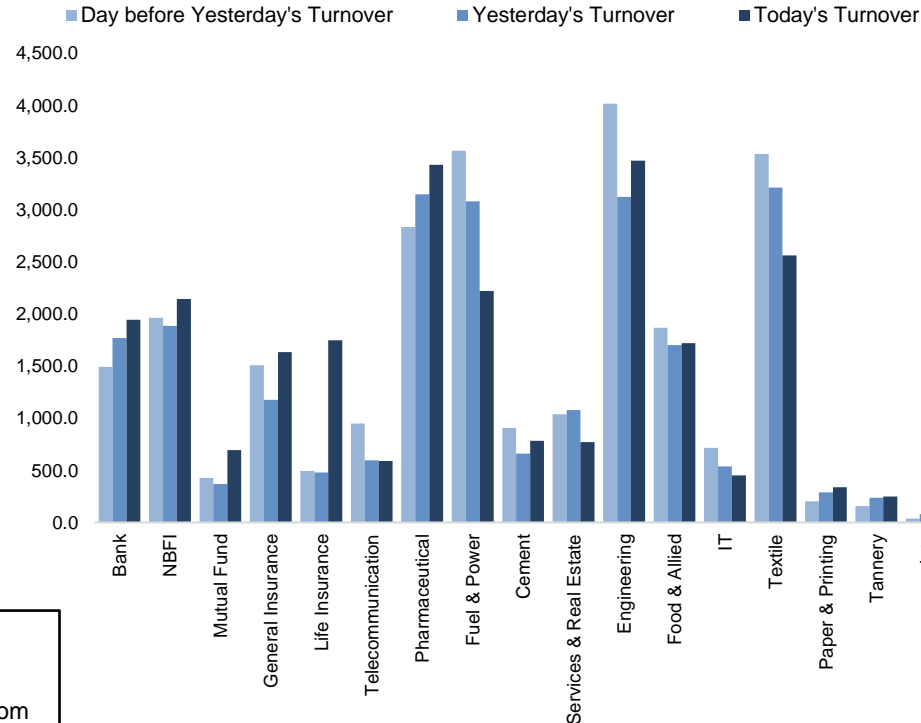
Index	Closing	Opening	Point Δ	%Δ	YTD %Δ
DSEX	7,258.75	7,196.32	+62.42	+0.87%	+34.4%
DS30	2,647.14	2,613.54	+33.60	+1.29%	+34.8%
DSES	1,592.31	1,571.91	+20.40	+1.30%	+28.2%
CDSET	1,431.62	1,415.88	+15.74	+1.11%	+27.5%

	Advanced	Declined	Unchanged	Total
All Category	177	177	22	376
A Category (Equity)	159	100	18	277
B Category (Equity)	8	47	2	57
N Category (Equity)	1	10	1	12
Z Category (Equity)	9	20	1	30
Mutual Funds	34	1	1	36
Corporate Bonds	2	0	0	2

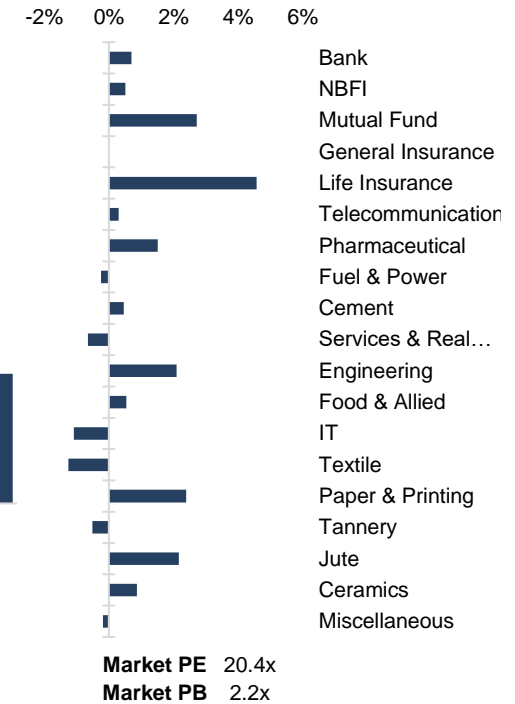
		Today	Last Day	Daily %Δ
Mcap	Mn BDT	5,863,190	5,824,339	
	Mn USD	68,817	68,361	+0.7%
Turnover	Mn BDT	26,966	25,555	+5.5%
	Mn USD	317	300	
Volume	Mn Shares	624	615	+1.4%
No. of Trade		374,365	356,610	+5.0%

<b>Nazmus Saadat, CFA</b> Research Analyst (880) 1708805229 nazmus.saadat@bracepl.com	<b>Anika Mafiz</b> Research Analyst (880) 1708805206 anika.mafiz@bracepl.com
--	---

**Figure: Sectorial Turnover (BDT Mn)**



**Figure: Sectorial Mcap Change**



Sector Index	Closing	Opening	Points Δ	%Δ	No. of Companies	Mcap (BDT Mn)	% of Total Mcap	Turnover (BDT Mn)	% of Total Turnover	PE	PB	Top Twenty Market Cap	Mcap (BDT Mn)	% of Total Mcap	Turnover (BDT Mn)	PE	PB
Bank	1,700	1,688	+11.76	+0.70%	32	743,307	14.0%	1,943.5	7.3%	8.8x	0.9x	GP	521,891	9.8%	101.0	14.2x	10.5x
NBFI	2,668	2,655	+13.69	+0.52%	23	263,584	5.0%	2,143.6	8.1%	22.9x	4.2x	WALTONHIL	438,458	8.3%	55.4	26.7x	4.6x
Mutual Fund	1,080	1,052	+28.57	+2.72%	37	49,298	0.9%	695.2	2.6%	NM	1.0x	BATBC	355,752	6.7%	683.6	26.3x	9.6x
General Insurance	5,669	5,670	-0.67	-0.01%	38	147,253	2.8%	1,633.0	6.1%	25.1x	2.7x	ROBI	223,136	4.2%	111.1	NM	3.4x
Life Insurance	2,932	2,804	+128.31	+4.58%	13	81,244	1.5%	1,747.4	6.6%	NM	NM	SQURPHARMA	219,928	4.1%	812.0	15.2x	2.6x
Telecommunication	6,627	6,607	+19.83	+0.30%	3	783,054	14.8%	588.9	2.2%	19.6x	6.4x	UPGDCL	177,677	3.4%	86.3	18.4x	5.9x
Pharmaceutical	4,213	4,150	+62.63	+1.51%	31	763,515	14.4%	3,431.2	12.9%	25.1x	3.1x	RENATA	142,118	2.7%	51.6	30.9x	5.9x
Fuel & Power	2,040	2,045	-4.92	-0.24%	23	561,882	10.6%	2,219.6	8.3%	14.9x	1.7x	ICB	115,151	2.2%	58.2	55.9x	2.6x
Cement	2,735	2,722	+12.49	+0.46%	7	153,217	2.9%	782.2	2.9%	22.3x	3.3x	BEXIMCO	102,442	1.9%	698.6	28.2x	1.6x
Services & Real Estate	1,309	1,318	-8.48	-0.64%	8	49,561	0.9%	771.3	2.9%	NM	1.0x	BXPBARMA	99,974	1.9%	715.2	21.9x	2.8x
Engineering	5,664	5,548	+116.42	+2.10%	42	691,272	13.0%	3,471.4	13.1%	25.4x	2.7x	LHBL	92,213	1.7%	324.6	25.2x	5.0x
Food & Allied	26,626	26,483	+142.72	+0.54%	20	469,709	8.9%	1,719.1	6.5%	35.0x	10.1x	BERGERPBL	86,356	1.6%	12.3	25.9x	7.5x
IT	3,520	3,558	-38.49	-1.08%	11	40,878	0.8%	451.2	1.7%	37.8x	2.9x	MARICO	75,367	1.4%	22.7	23.6x	27.7x
Textile	1,695	1,717	-21.57	-1.26%	58	182,305	3.4%	2,561.1	9.6%	NM	1.2x	BRACBANK	70,444	1.3%	137.3	12.1x	1.4x
Paper & Printing	7,591	7,414	+177.73	+2.40%	6	22,007	0.4%	336.5	1.3%	58.9x	1.5x	DUTCHBANGL	53,952	1.0%	111.4	9.9x	1.6x
Tannery	2,866	2,880	-14.56	-0.51%	6	31,075	0.6%	247.1	0.9%	NM	3.2x	SUMITPOWER	51,685	1.0%	218.6	9.2x	1.4x
Jute	10,929	10,698	+231.30	+2.16%	3	2,632	0.0%	72.4	0.3%	NM	19.1x	BEACONPHAR	51,582	1.0%	48.0	51.1x	9.8x
Ceramics	798	791	+6.88	+0.87%	5	38,067	0.7%	526.0	2.0%	43.4x	2.5x	ISLAMIBANK	48,300	0.9%	12.5	10.0x	0.8x
Miscellaneous	4,503	4,512	-8.43	-0.19%	14	228,734	4.3%	1,243.7	4.7%	30.2x	2.2x	TITASGAS	44,317	0.8%	78.8	12.3x	0.6x
												POWERGRID	41,409	0.8%	122.8	19.2x	0.7x

Top Ten Gainers	Close Price (BDT)	Δ%	Turnover (BDT Mn)	PE	PB
MEGHNALIFE	113.3	+10.0%	460.9	NM	NM
OLYMPIC	204.0	+10.0%	400.8	19.7x	4.6x
NHFIL	68.4	+10.0%	456.1	21.2x	3.9x
RANFOUNDRY	189.5	+8.9%	105.7	56.4x	6.7x
KOHINOOR	491.4	+8.7%	75.0	46.8x	9.4x
AMCL(PRAN)	307.3	+8.7%	87.9	53.5x	3.6x
PADMALIFE	56.8	+8.6%	152.7	NM	NM
PF1STMF	10.3	+8.4%	16.5	NM	1.8x
APEXFOOT	306.6	+8.4%	64.8	77.1x	1.2x
PRIME1ICBA	8.0	+8.1%	6.7	NM	1.3x

Top Ten Losers	Close Price (BDT)	Δ%	Turnover (BDT Mn)	PE	PB
MEGHNAPEP	29.5	-7.5%	8.2	NM	NM
MEGCONMILK	23.1	-6.9%	6.2	NM	NM
IMAMBUTTON	37.4	-6.5%	6.2	NM	7.8x
SAMATALETH	115.4	-5.9%	39.1	NM	8.1x
SAFKOSPINN	31.3	-5.7%	49.0	NM	1.9x
TALLUSPIN	14.2	-5.3%	19.7	NM	1.3x
ALLTEX	21.6	-5.3%	8.8	NM	1.9x
HWAWELLTEX	48.8	-5.1%	13.2	28.8x	1.6x
DULAMIACOT	71.9	-4.6%	1.4	NM	NM
PREMIERLEA	12.9	-4.4%	38.0	68.0x	0.7x

Top Twenty Free Float Mcap	Free Float Mcap (BDT Mn)	% of Total Free Float Mcap	PE	PB
SQURPHARMA	143,899	7.4%	15.2x	2.6x
BATBC	94,096	4.8%	26.3x	9.6x
BEXIMCO	71,146	3.6%	28.2x	1.6x
BXPBARMA	69,802	3.6%	21.9x	2.8x
RENATA	69,382	3.6%	30.9x	5.9x
GP	52,189	2.7%	14.2x	10.5x
BRACBANK	37,871	1.9%	12.1x	1.4x
BEACONPHAR	36,106	1.9%	51.1x	9.8x
LHBL	32,570	1.7%	25.2x	5.0x
EBL	25,174	1.3%	6.9x	1.2x
OLYMPIC	24,742	1.3%	19.7x	4.6x
ISLAMIBANK	23,513	1.2%	10.0x	0.8x
ROBI	22,202	1.1%	NM	3.4x
CITYBANK	20,916	1.1%	5.6x	1.0x
NBL	19,775	1.0%	9.2x	0.5x
SUMITPOWER	19,015	1.0%	9.2x	1.4x
IFIC	17,935	0.9%	15.5x	1.0x
UPGDCL	17,768	0.9%	18.4x	5.9x
PUBALIBANK	17,612	0.9%	6.7x	0.6x
PRIMEBANK	16,226	0.8%	8.0x	1.2x

Most Traded Share	Close Price (BDT)	Δ%	Turnover (BDT Mn)	PE	PB
SQURPHARMA	248.1	+2.1%	812.0	15.2x	2.6x
BXPBARMA	224.1	+3.8%	715.2	21.9x	2.8x
BEXIMCO	116.9	-0.3%	698.6	28.2x	1.6x
BATBC	658.8	-0.2%	683.6	26.3x	9.6x
MEGHNALIFE	113.3	+10.0%	460.9	NM	NM
NHFIL	68.4	+10.0%	456.1	21.2x	3.9x
BBSCABLES	73.9	+3.4%	453.8	17.5x	2.3x
SAIFPOWER	33.8	-1.7%	448.2	42.2x	2.1x
NLTUBES	127.8	+7.3%	404.4	NM	0.8x
OLYMPIC	204.0	+10.0%	400.8	19.7x	4.6x

Block Trade	Maximum Price (BDT)	Minimum Price (BDT)	Turnover (BDT Mn)	Quantity ('000)	No. of Trade
ACI	320.0	320.0	16.0	50	1
ACMELAB	89.3	89.3	1.0	11	1
ADNTEL	78.0	78.0	10.7	137	2
AGRANINS	60.0	60.0	1.0	16	1
ALIF	17.2	17.2	3.1	180	1
ANWARGALV	395.0	395.0	0.5	1	1
AOL	61.5	61.5	0.5	8	1
APEXFOOT	290.0	290.0	7.3	25	1
APEXSPINN	145.0	145.0	2.2	15	1
BDTHAI	29.2	29.2	1.5	50	1

\*NBFI Sector PE calculation methodology has been modified to reflect positive earnings only.

Block Trade	Maximum Price (BDT)	Minimum Price (BDT)	Turnover (BDT Mn)	Quantity ('000)	No. of Trade
BEACONPHAR	234.0	234.0	1.0	4	1
BNICL	163.0	156.0	68.1	431	6
BSC	50.2	50.2	1.3	25	1
BXPHARMA	215.0	197.1	48.4	227	5
CITYGENINS	53.2	53.0	4.1	77	2
CONFIDCEM	158.0	158.0	2.8	18	2
DACCADYE	26.5	26.5	2.7	101	2
DGIC	48.5	48.5	2.4	50	1
DSSL	23.0	21.7	4.9	220	2
GP	376.0	376.0	1.9	5	2
GPHISPAT	60.0	57.0	18.6	310	2
GREENDELTA	125.0	125.0	18.8	150	2
IBNSINA	276.0	276.0	2.1	8	1
ILFSL	10.9	10.0	1.7	165	2
IPDC	41.5	41.5	6.0	144	2
ISLAMICFIN	32.9	32.9	1.9	59	1
JMISMDL	408.0	408.0	1.1	3	1
KAY&QUE	350.0	310.0	17.0	54	3
ACI	460.0	450.0	27.5	61	4
LRBDL	54.8	54.8	1.6	30	1
MALEKSPIN	37.1	37.1	0.7	20	1
MIRAKHTER	108.5	108.5	5.4	50	2
MONNOCERA	160.0	160.0	1.6	10	1
NBL	9.0	9.0	1.2	134	1
NFML	34.0	34.0	0.8	23	1
NHFIL	66.0	58.8	25.3	389	8
NORTHRNINS	66.4	66.4	3.2	48	1
NLTUBES	112.0	112.0	2.2	20	2
PADMALIFE	50.1	50.1	1.2	24	1
PHARMAID	577.0	577.0	2.9	5	1
RAHIMTEXT	345.0	345.0	1.6	5	1
<b>Total</b>			<b>381.142</b>	<b>23</b>	<b>94</b>

Important DSE News

**BEXIMCO Green Sukuk**

Commencement of subscription of Beximco Green Sukuk Al Istisna'a by General Public: Revised: The subscription of Beximco Green Sukuk Al Istisna'a for General Public has already been started from August 16, 2021 and will be continued till September 06, 2021. Minimum subscription amount is BDT 5,000 (or its multiples) and there is no maximum bar. The registered TREC Holders/ merchant bankers have to upload the IPO file of General Public in the Electronic Subscription System (ESS) Participating EIs will be required to pay full subscription amount (100%) and subscription fee Tk. 3,000.00 (three thousand only) through Mercantile Bank Limited (A/C Name: Dhaka Stock Exchange Limited, A/C No.: 135413134079404) in between 10:00 a.m. of August 16, 2021 to 2:00 p.m. of September 06, 2021 (during banking hour).

Upcoming Corporate Events

DSE Ticker	Right Share	Dividend		Event	Date
		Stock	Cash		
DGIC	-	0.0%	10.0%	Record Date	13-Sep-21

**Disclaimer:** This report has been prepared by BRAC EPL Stock Brokerage Ltd and is provided for information purposes. It is not, under any circumstances, to be used or considered as an offer to sell, or a solicitation of any offer to buy. Reasonable care has been taken to ensure that the information is not untrue and misleading. BRAC EPL Stock Brokerage Ltd makes no representation or warranty as to the accuracy or completeness of such information. All opinions and estimates included in this report constitute our judgment as of this date and are subject to change without notice.