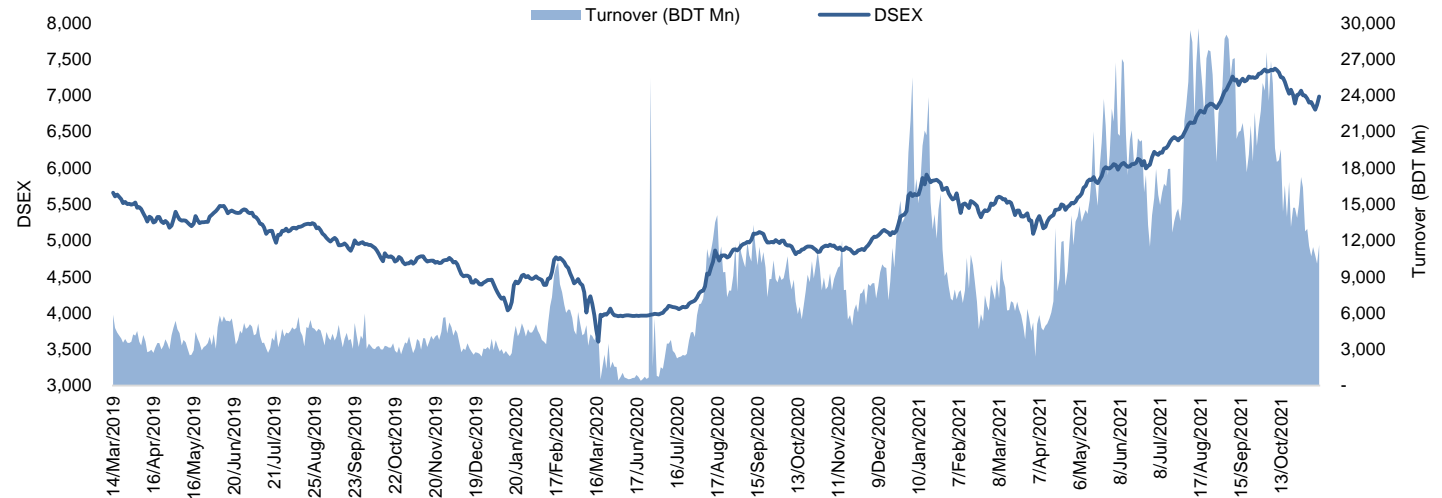


Daily Market Update

The market closed in green today. The benchmark index DSEX (+1.66%) gained 114.09 points and closed at 6,982.18. The blue-chip index DS30 (+1.71%), the Shariah-based index DSES (+1.66%), and the large-cap index CDSET (+1.43%) closed at 2,660.74, 1,478.89, and 1,419.58 points, respectively. All the large-cap sectors posted positive performance today. NBFi booked the highest gain of 4.27% followed by Engineering (+1.62%), Pharmaceutical (+1.56%), Fuel & Power (+1.37%), Food & Allied (+1.23%), Bank (+0.71%), and Telecommunication (+0.39%), respectively. Block trades contributed 0.5% of the overall market turnover. Bangladesh Export Import Company Ltd. (+2.4%) was the most traded share with a turnover of BDT 1,453 million.



Index	Closing	Opening	Point Δ	%Δ	YTD %Δ
DSEX	6,982.18	6,868.09	+114.09	+1.66%	+29.3%
DS30	2,660.74	2,616.03	+44.71	+1.71%	+35.5%
DSES	1,478.89	1,454.81	+24.09	+1.66%	+19.1%
CDSET	1,419.58	1,399.59	+19.99	+1.43%	+26.4%

	Advanced	Declined	Unchanged	Total
All Category	302	42	31	375
A Category (Equity)	217	34	26	277
B Category (Equity)	49	5	3	57
N Category (Equity)	11	0	0	11
Z Category (Equity)	25	3	2	30
Mutual Funds	20	2	14	36
Corporate Bonds	0	1	1	2

		Today	Last Day	Daily %Δ
Mcap	Mn BDT	5,560,143	5,491,541	
	Mn USD	65,260	64,455	+1.2%
Turnover	Mn BDT	11,638	10,078	
	Mn USD	137	118	+15.5%
Volume	Mn Shares	242	218	+11.2%
No. of Trade		171,638	157,384	+9.1%

Figure: Sectorial Turnover (BDT)

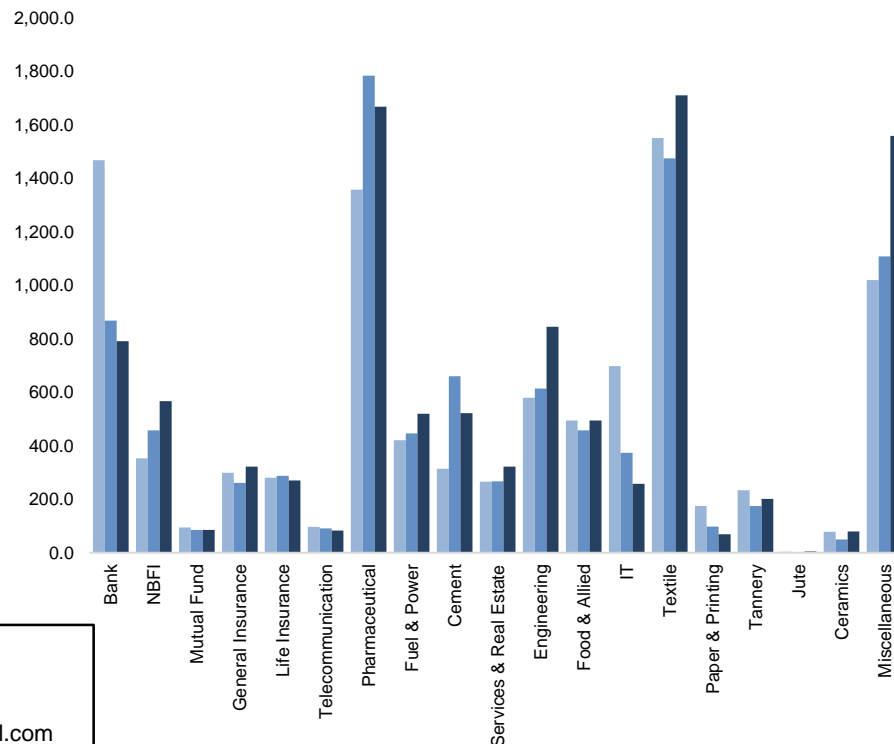
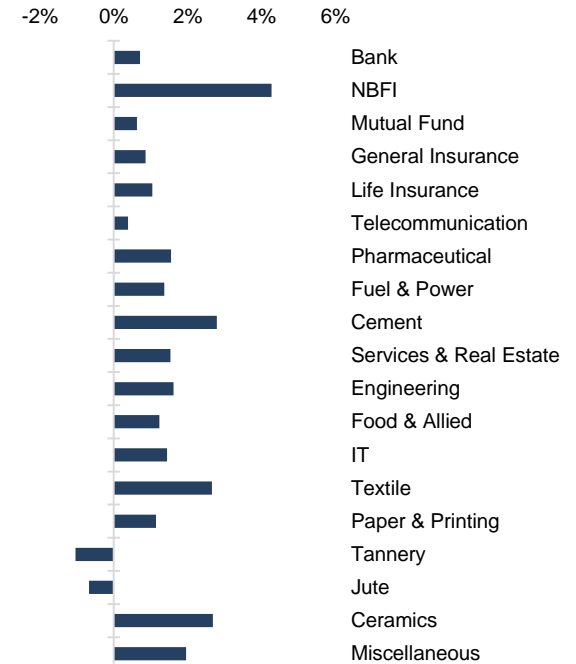


Figure: Sectorial Mcap Change



Market PE 17.4x
Market PB 2.0x

Anika Mafiz
Research Analyst
(880) 1708805206
anika.mafiz@bracepl.com

Fahim Hassan
Research Associate
(880) 1709636546
fahim.hassan@bracepl.com

Sector Index	Closing	Opening	Points Δ	%Δ	No. of Companies	Mcap (BDT Mn)	% of Total Mcap	Turnover (BDT Mn)	% of Total Turnover	PE	PB	Top Twenty Market Cap	Mcap (BDT Mn)	% of Total Mcap	Turnover (BDT Mn)	PE	PB
Bank	1,688	1,676	+11.98	+0.71%	32	720,771	14.6%	790.4	7.6%	8.0x	0.9x	GP	479,492	9.7%	19.6	13.2x	11.5x
NBFI	2,525	2,422	+103.46	+4.27%	23	237,636	4.8%	567.1	5.5%	20.8x	3.8x	WALTONHIL	352,397	7.1%	7.7	23.2x	3.8x
Mutual Fund	964	958	+6.00	+0.63%	37	43,422	0.9%	85.7	0.8%	NM	0.9x	BATBC	336,690	6.8%	165.1	24.9x	9.0x
General Insurance	5,444	5,398	+46.44	+0.86%	39	127,955	2.6%	321.7	3.1%	20.0x	2.2x	ROBI	205,851	4.2%	19.9	89.6x	3.1x
Life Insurance	2,967	2,937	+30.71	+1.05%	13	79,395	1.6%	270.2	2.6%	NM	NM	SQURPHARMA	191,739	3.9%	156.1	12.0x	2.1x
Telecommunication	5,979	5,956	+23.31	+0.39%	3	717,301	14.5%	83.5	0.8%	17.7x	6.2x	UPGDCL	156,981	3.2%	53.9	14.4x	4.8x
Pharmaceutical	4,033	3,971	+61.82	+1.56%	31	730,834	14.8%	1,667.6	16.1%	20.5x	2.8x	BEXIMCO	156,423	3.2%	1,453.0	23.7x	2.3x
Fuel & Power	1,873	1,847	+25.26	+1.37%	23	500,071	10.1%	519.6	5.0%	12.7x	1.4x	RENATA	141,212	2.9%	60.3	27.9x	5.5x
Cement	2,823	2,746	+76.78	+2.80%	7	146,430	3.0%	521.9	5.0%	19.8x	3.0x	ICB	102,097	2.1%	28.9	49.6x	2.3x
Services & Real Estate	1,415	1,394	+21.45	+1.54%	8	53,491	1.1%	322.1	3.1%	NM	1.1x	BXPHARMA	101,178	2.0%	316.7	19.7x	2.7x
Engineering	4,870	4,793	+77.59	+1.62%	42	577,142	11.7%	844.3	8.1%	20.2x	2.2x	LHBL	98,949	2.0%	466.1	25.1x	5.1x
Food & Allied	25,722	25,409	+313.79	+1.23%	20	438,170	8.9%	494.5	4.8%	30.3x	9.5x	BERGERPBL	80,609	1.6%	2.9	25.9x	6.7x
IT	3,449	3,399	+49.22	+1.45%	11	39,471	0.8%	257.0	2.5%	34.4x	2.9x	MARICO	72,157	1.5%	7.6	21.9x	30.7x
Textile	1,718	1,674	+44.57	+2.66%	58	177,225	3.6%	1,710.2	16.5%	44.3x	1.1x	BRACBANK	61,673	1.2%	35.8	10.7x	1.3x
Paper & Printing	8,199	8,106	+92.88	+1.15%	6	22,466	0.5%	69.0	0.7%	NM	1.6x	BEACONPHAR	52,576	1.1%	35.2	52.1x	10.0x
Tannery	3,315	3,350	-34.55	-1.03%	6	34,995	0.7%	200.9	1.9%	NM	3.5x	DUTCHBANGL	49,715	1.0%	8.7	8.5x	1.4x
Jute	8,559	8,616	-57.32	-0.67%	3	2,023	0.0%	5.1	0.0%	NM	20.0x	ISLAMIBANK	48,300	1.0%	6.5	9.0x	0.7x
Ceramics	700	681	+18.31	+2.69%	5	32,704	0.7%	79.8	0.8%	32.8x	2.1x	SUMITPOWER	43,356	0.9%	19.4	7.7x	1.2x
Miscellaneous	5,295	5,193	+101.91	+1.96%	14	268,728	5.4%	1,557.6	15.0%	25.7x	2.6x	POWERGRID	41,196	0.8%	77.0	19.1x	0.7x
												TITASGAS	39,470	0.8%	18.5	11.5x	0.5x

Top Ten Gainers	Close Price (BDT)	Δ%	Turnover (BDT Mn)	PE	PB
SKICL	14.6	+9.8%	0.0	34.8x	0.8x
ISLAMICFIN	27.1	+9.7%	71.6	18.8x	1.8x
ADVENT	29.4	+9.7%	70.4	23.7x	2.2x
DOMINAGE	30.6	+9.7%	29.1	17.1x	1.8x
ALIF	21.7	+9.6%	229.4	42.5x	1.6x
AMANFEED	55.5	+9.3%	38.2	21.9x	1.7x
UNIONCAP	11.0	+8.9%	10.2	NM	6.0x
ADNTEL	63.2	+8.6%	32.5	24.6x	2.4x
DELTASPINN	10.8	+8.0%	28.1	28.1x	0.8x
FARCHEM	13.5	+7.1%	34.0	NM	1.0x

Top Twenty Free Float Mcap	Free Float Mcap (BDT Mn)	% of Total Free Float Mcap	PE	PB
SQURPHARMA	125,455	6.7%	12.0x	2.1x
BEXIMCO	108,636	5.8%	23.7x	2.3x
BATBC	89,055	4.8%	24.9x	9.0x
BXPHARMA	70,643	3.8%	19.7x	2.7x
RENATA	68,940	3.7%	27.9x	5.5x
GP	47,949	2.6%	13.2x	11.5x
BEACONPHAR	36,801	2.0%	52.1x	10.0x
LHBL	34,949	1.9%	25.1x	5.1x
BRACBANK	33,156	1.8%	10.7x	1.3x
EBL	26,040	1.4%	6.9x	1.2x
ISLAMIBANK	23,513	1.3%	9.0x	0.7x
OLYMPIC	21,018	1.1%	17.0x	3.8x
ROBI	20,482	1.1%	89.6x	3.1x
IFIC	19,868	1.1%	15.2x	1.1x
CITYBANK	19,842	1.1%	6.6x	0.9x
PUBALIBANK	19,021	1.0%	5.2x	0.7x
NBL	17,331	0.9%	6.9x	0.4x
ORIONPHARM	17,031	0.9%	26.7x	1.3x
ALARABANK	16,404	0.9%	10.2x	1.2x
DELTALIFE	16,325	0.9%	NM	NM

Most Traded Share	Close Price (BDT)	Δ%	Turnover (BDT Mn)	PE	PB
BEXIMCO	178.5	+2.4%	1,453.0	23.7x	2.3x
ORIONPHARM	107.0	+5.2%	611.7	26.7x	1.3x
LHBL	85.2	+3.3%	466.1	25.1x	5.1x
BXPHARMA	226.8	+1.5%	316.7	19.7x	2.7x
IFIC	18.5	+2.2%	263.5	15.2x	1.1x
KTL	39.8	+4.5%	253.9	39.7x	2.3x
ALIF	21.7	+9.6%	229.4	42.5x	1.6x
DELTALIFE	208.2	+1.4%	218.2	NM	NM
NRBCBANK	38.2	-1.0%	216.9	14.9x	2.4x
SAIFPOWER	43.9	+0.7%	200.7	25.1x	2.6x

Top Ten Losers	Close Price (BDT)	Δ%	Turnover (BDT Mn)	PE	PB
HFL	36.3	-2.9%	150.7	NM	1.0x
EASTERNINS	117.2	-2.9%	47.4	24.1x	2.4x
ECABLES	124.9	-2.7%	2.0	NM	13.0x
FORTUNE	103.0	-2.6%	192.6	44.2x	7.0x
ICBSONALI1	7.9	-2.5%	2.4	NM	1.2x
MEGCONMILK	15.9	-2.5%	0.6	NM	NM
PADMALIFE	46.7	-2.3%	6.3	NM	NM
PIONEERINS	105.6	-2.1%	41.8	13.8x	2.1x
GBBPOWER	39.4	-2.0%	35.4	26.3x	1.9x
MEGHNACEM	77.6	-1.8%	5.8	31.5x	1.1x

Block Trade	Maximum Price (BDT)	Minimum Price (BDT)	No. of Trade	Quantity ('000)	Turnover (BDT Mn)
BEXIMCO	180.0	179.0	5.0	5,000	898.00
BXPHARMA	226.0	203.9	6.0	800	174.17
KTL	38.1	38.0	3.0	944	35.88
FORTUNE	115.0	104.0	5.0	333	35.08
KAY&QUE	257.7	257.7	1.0	96	24.79
GP	360.0	360.0	1.0	50	18.00
PIONEERINS	101.6	97.2	4.0	137	13.79
UPGDCL	246.3	246.3	1.0	46	11.25
BBSCABLES	64.5	53.3	4.0	160	8.75
GENEXIL	145.0	145.0	1.0	50	7.25

*NBFI Sector PE calculation methodology has been modified to reflect positive earnings only.

Block Trade	Maximum Price (BDT)	Minimum Price (BDT)	Turnover (BDT Mn)	Quantity ('000)	No. of Trade
BEXIMCO	180.0	179.0	898.0	5,000	5
BXPHARMA	226.0	203.9	174.2	800	6
KTL	38.1	38.0	35.9	944	3
FORTUNE	115.0	104.0	35.1	333	5
KAY&QUE	257.7	257.7	24.8	96	1
GP	360.0	360.0	18.0	50	1
PIONEERINS	101.6	97.2	13.8	137	4
UPGDCL	246.3	246.3	11.3	46	1
BBSCABLES	64.5	53.3	8.7	160	4
GENEXIL	145.0	145.0	7.3	50	1
SAFKOSPINN	29.0	29.0	4.4	150	3
BDFINANCE	60.0	60.0	3.9	65	2
SAIFPOWER	46.2	41.7	3.8	86	4
SONALILIFE	58.5	58.5	2.9	50	1
NRBCBANK	39.2	39.2	2.9	74	1
SILVAPHL	18.0	18.0	2.3	130	1
BARKAPOWER	23.1	23.1	2.3	100	1
CONFIDCEM	110.0	110.0	2.3	21	1
BENGALWTL	21.8	21.8	1.9	85	1
FIRSTFIN	6.5	6.5	1.8	275	1
PENINSULA	33.9	33.9	1.7	50	1
AIL	50.4	50.4	1.5	30	1
Total			1,269.7		64

Upcoming Corporate Events

DSE Ticker	Right Share	Dividend		Event	Date
		Stock	Cash		
Far East Knitting & Dyeing Industries Limited	-	0.0%	10.0%	Record Date	11-Nov-21
Anwar Galvanizing Ltd.	-	10.0%	20.0%	Record Date	18-Nov-21
Envoy Textiles Limited	-	0.0%	5.0%	Record Date	15-Nov-21
Nahee Aluminum Composite Panel Ltd.	-	0.0%	10.0%	Record Date	10-Nov-21
Taufika Foods and Lovello Ice-cream PLC	-	0.0%	11.0%	Record Date	17-Nov-21
Bangladesh Lamps Limited	-	0.0%	20.0%	Record Date	10-Nov-21
MJL Bangladesh Limited	-	0.0%	55.0%	Record Date	17-Nov-21
Titas Gas Transmission & Dist. Co. Ltd.	-	0.0%	22.0%	Record Date	11-Nov-21
Square Pharmaceuticals Ltd.	-	0.0%	60.0%	Record Date	22-Nov-21
Square Textile Ltd.	-	0.0%	20.0%	Record Date	22-Nov-21
Marico Bangladesh Limited	-	0.0%	200.0%	Record Date	11-Nov-21
Bangladesh Export Import Company Ltd.	-	0.0%	35.0%	Record Date	22-Nov-21
Beximco Pharmaceuticals Ltd.	-	0.0%	35.0%	Record Date	22-Nov-21
Shinepukur Ceramics Limited	-	0.0%	2.5%	Record Date	22-Nov-21
BBS Cables Limited	-	5.0%	10.0%	Record Date	14-Nov-21
Bangladesh Building Systems Ltd.	-	0.0%	2.0%	Record Date	14-Nov-21

Important DSE News
AIL

(Q1 Un-audited): EPS was Tk. 0.33 for July-September 2020 as against Tk. 0.43 for July-September 2019; NAV per share was Tk. 20.54 as on September 30, 2020 and Tk. 20.21 as on June 30, 2020.

(Q2 Un-audited): EPS was Tk. 0.38 for October-December 2020 as against Tk. 0.60 for October-December 2019; EPS was Tk. 0.71 for July-December 2020 as against Tk. 1.06 for July-December 2019. NAV per share was Tk. 20.92 as on December 31, 2020 and Tk. 20.21 as on June 30, 2020.

(Q3 Un-audited): EPS was Tk. 0.35 for January-March 2021 as against Tk. 0.39 for January-March 2020; EPS was Tk. 1.06 for July 2020-March 2021 as against Tk. 1.38 for July 2019-March 2020. NAV per share was Tk. 21.27 as on March 31, 2021 and Tk. 20.21 as on June 30, 2020.

The Board of Directors has recommended 10% Cash dividend for General Shareholders for the year ended on June 30, 2021. The Company also has recommended 5% Cash dividend for General Shareholders for the year ended on June 30, 2020. The Board has also decided to increase Authorized Capital from BDT 1,500.00 mn to BDT 4,000.00 mn and amend the Memorandum and Article of Association wherever it appears subject to the approval of the Shareholders in the 28th AGM of the Company as special business. Date of 29th & 28th AGM: 30.12.2021, Time: 1:00 PM (For Year 2021) and 11.12.2021, 1:00 PM (For Year 2020). Venue: Digital Platform. Record Date for AGM 2020 & 2021: 30.11.2021 (For Year 2021 and 2020). The Company has also reported EPS of Tk. 1.45, NAV per share of Tk. 21.66 and NOCFPS of Tk. 0.014 for the year ended on June 30, 2021 as against Tk. 1.02, Tk. 20.21 and Tk. (0.91) respectively for the same period of the previous year. The Company has also reported EPS of Tk. 1.02, NAV per share of Tk. 20.21 and NOCFPS of Tk. (0.91) for the year ended on June 30, 2020 as against Tk. 2.56, Tk. 19.47 and Tk. 1.60 respectively for the same period of the previous year. The Company also informed that during the year 2019-20, the outbreak of Covid- 19 affected the normal business operation which affects profitability, EPS and NOCFPS.

The company has informed that the Board has decided to issue convertible bond worth of BDT 3,000 mn subject to the approval of the BSEC and the Shareholders in the 28th AGM of the Company as special business. The features of the proposed bond are: Purpose: Purchase of Land, Machinery, Existing factory retrofitting etc.; Issue Size: BDT 3,000,000,000.00; Denomination: Denomination of each Convertible Bond is BDT 100,000.00; Interest Rate/Yield: 7% base profit plus 10% of Total Dividend (Cash and Bonus) Declared to the ordinary shareholders. The interest amount will be disbursed semiannually; Maturity: 6 Year; Security: Interest amount of the said bond is fully secured by Bank Guarantee. Moreover, the principle amount is also fully secured since the entire principle amount will be converted to AIL shares at a discount price to the market. The conversion rate will be at 10% discount of last 20 trading days weighted average market price of AIL; Convertibility: The Bond will be convertible @ 25% per annum from the 3rd Year, and will be fully converted into shares of AIL by at the end of the tenure. The conversion rate will be at 10% discount of last 20 trading days weighted average market price of AIL; Prepayment, Call, Refunding, Conversion; Features: The issuer has the right to redeem (call) the Bond earlier than maturity @ 0.25% premium. However, there is no put option (sold it back to the issuer) to this issue for investors.

MICEMENT

(Q1 Un-audited): EPS was Tk. 0.54 for July-September 2021 as against Tk. 0.51 for July-September 2020; NOCFPS was Tk. 3.26 for July-September 2021 as against Tk. 5.97 for July-September 2020. NAV per share was Tk. 53.23 as on September 30, 2021 and Tk. 52.69 as on June 30, 2021.

Disclaimer: This report has been prepared by BRAC EPL Stock Brokerage Ltd and is provided for information purposes. It is not, under any circumstances, to be used or considered as an offer to sell, or a solicitation of any offer to buy. Reasonable care has been taken to ensure that the information is not untrue and misleading. BRAC EPL Stock Brokerage Ltd makes no representation or warranty as to the accuracy or completeness of such information. All opinions and estimates included in this report constitute our judgment as of this date and are subject to change without notice.

IBNSINA

(Q1 Un-audited): Consolidated EPS was Tk. 4.54 for July-September 2021 as against Tk. 3.25 for July-September 2020. Consolidated NOCFPS was Tk. 3.27 for July-September 2021 as against Tk. 4.78 for July-September 2020. Consolidated NAV per share was Tk. 73.23 as on September 30, 2021 and Tk. 68.69 as on June 30, 2021.

KARNAPHULI

(Q3 Un-audited): EPS was Tk. 0.63 for July-September 2021 as against Tk. 0.25 for July-September 2020; EPS was Tk. 1.64 for January-September 2021 as against Tk. 0.89 for January-September 2020. NOCFPS was Tk. 2.18 for January-September 2021 as against Tk. 3.18 for January-September 2020. NAV per share was Tk. 19.46 as on September 30, 2021 and Tk. 18.11 as on September 30, 2020.

PHARMAID

The Board of Directors has recommended 50% cash dividend for the year ended on June 30, 2021. Date of AGM: 30.12.2021, Time: 11:30 AM, Venue: Digital Platform. Record date: 07.12.2021. The Company has reported EPS of Tk. 16.11, NAV per share of Tk. 93.26 and NOCFPS of Tk. 10.07 for the year ended on June 30, 2021 as against Tk. 16.82, Tk. 82.54 and Tk. 13.04 respectively for the same period of the previous year.

TITASGAS

(Q1 Un-audited): EPS was Tk. 0.65 for July-September 2021 as against Tk. 0.67 for July-September 2020; NOCFPS was Tk. (0.59) for July-September 2021 as against Tk. (12.28) for July-September 2020. NAV per share was Tk 73.21 as on September 30, 2021 and Tk. 72.57 as on June 30, 2021.

SONALIPAPR

Mohammad Javed Noman, one of the Directors of the Company, has expressed his intention to sell 1,00,000 shares out of his total holding 81,43,016 shares of the Company at prevailing market price (In the Public Market) through Stock Exchange (DSE) within next 30 working days.

SONALIANSH

As per Regulation 19(1) of the Dhaka Stock Exchange (Listing) Regulations, 2015, the Company has informed that a meeting of the Board of Directors will be held on November 16, 2021 at 4:30 PM to consider, among others, audited financial statements of the Company for the year ended on June 30, 2021.

MHSML

As per Regulation 16(1) of the Dhaka Stock Exchange (Listing) Regulations, 2015, the Company has informed that a meeting of the Board of Directors will be held on November 14, 2021 at 3:00 PM to consider, among others, un-audited financial statements of the Company for the First Quarter (Q1) period ended on September 30, 2021.

FUWANGFOOD

As per Regulation 16(1) of the Dhaka Stock Exchange (Listing) Regulations, 2015, the Company has informed that a meeting of the Board of Directors will be held on November 14, 2021 at 4:00 PM to consider, among others, un-audited financial statements of the Company for the First Quarter (Q1) period ended on September 30, 2021.

Disclaimer: This report has been prepared by BRAC EPL Stock Brokerage Ltd and is provided for information purposes. It is not, under any circumstances, to be used or considered as an offer to sell, or a solicitation of any offer to buy. Reasonable care has been taken to ensure that the information is not untrue and misleading. BRAC EPL Stock Brokerage Ltd makes no representation or warranty as to the accuracy or completeness of such information. All opinions and estimates included in this report constitute our judgment as of this date and are subject to change without notice.

SAIFPOWER

As per Regulation 16(1) of the Dhaka Stock Exchange (Listing) Regulations, 2015, the Company has informed that a meeting of the Board of Directors will be held on November 14, 2021 at 3:00 PM to consider, among others, un-audited financial statements of the Company for the First Quarter (Q1) period ended on September 30, 2021.

PREMIERCEM

As per Regulation 16(1) of the Dhaka Stock Exchange (Listing) Regulations, 2015, the Company has informed that a meeting of the Board of Directors will be held on November 13, 2021 at 3:30 PM to consider, among others, un-audited financial statements of the Company for the First Quarter (Q1) period ended on September 30, 2021.

MEGHNACEM

As per Regulation 16(1) of the Dhaka Stock Exchange (Listing) Regulations, 2015, the Company has informed that a meeting of the Board of Directors will be held on November 14, 2021 at 3:30 PM to consider, among others, un-audited financial statements of the Company for the First Quarter (Q1) period ended on September 30, 2021.

GHAIL

As per Regulation 16(1) of the Dhaka Stock Exchange (Listing) Regulations, 2015, the Company has informed that a meeting of the Board of Directors will be held on November 14, 2021 at 6:00 PM to consider, among others, un-audited financial statements of the Company for the First Quarter (Q1) period ended on September 30, 2021.

SUMITPOWER

As per Regulation 16(1) of the Dhaka Stock Exchange (Listing) Regulations, 2015, the Company has informed that a meeting of the Board of Directors will be held on November 15, 2021 at 3:00 PM to consider, among others, un-audited financial statements of the Company for the First Quarter (Q1) period ended on September 30, 2021.

GEMINISEA

As per Regulation 16(1) of the Dhaka Stock Exchange (Listing) Regulations, 2015, the Company has informed that a meeting of the Board of Directors will be held on November 14, 2021 at 4:00 PM to consider, among others, un-audited financial statements of the Company for the First Quarter (Q1) period ended on September 30, 2021.

YPL

As per Regulation 16(1) of the Dhaka Stock Exchange (Listing) Regulations, 2015, the Company has informed that a meeting of the Board of Directors will be held on November 14, 2021 at 5:00 PM to consider, among others, un-audited financial statements of the Company for the First Quarter (Q1) period ended on September 30, 2021.