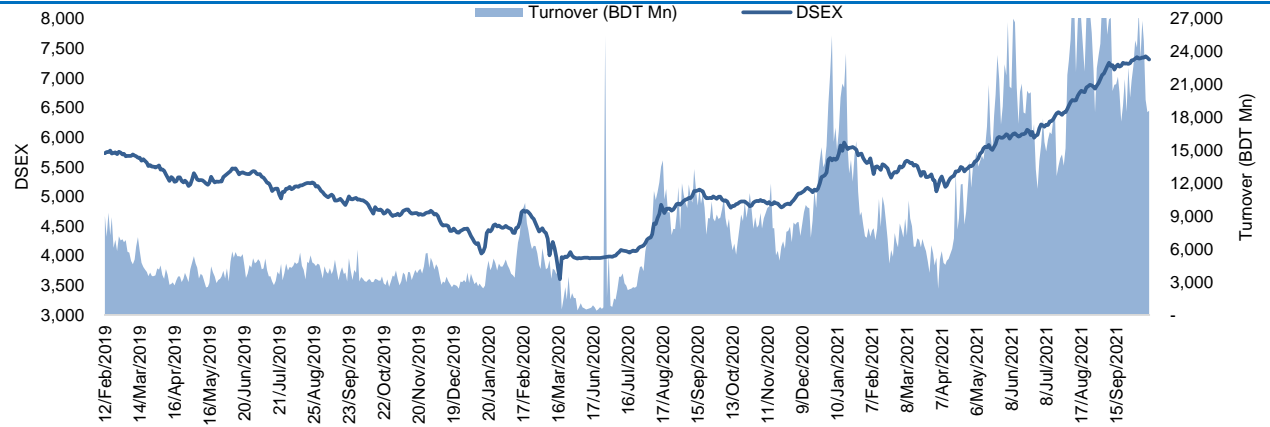


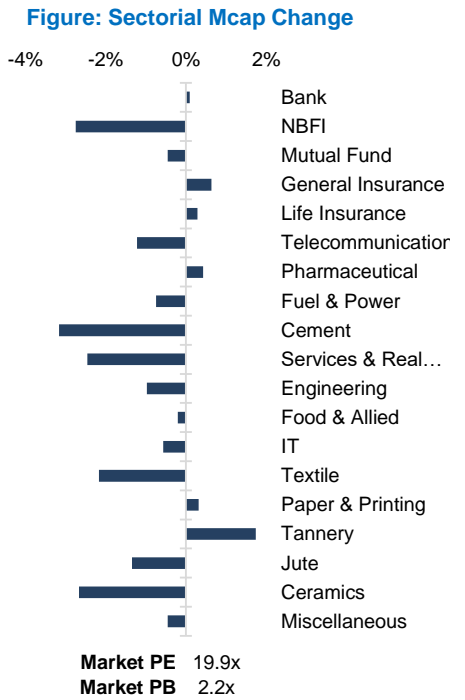
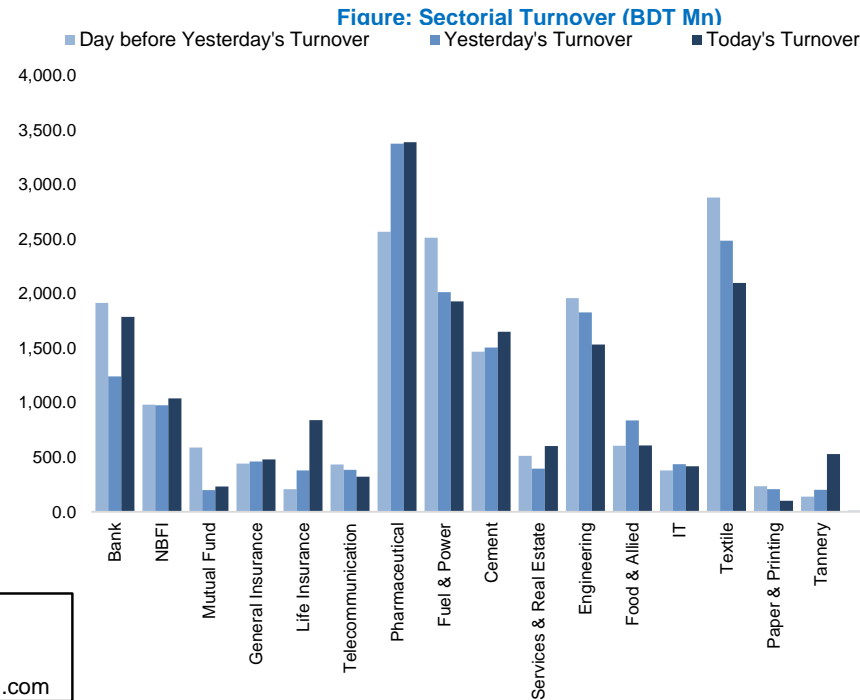
The market closed in red today. The benchmark index DSEX (-0.43%) lost 31.59 points and closed at 7,313.98. The blue-chip index DS30 (-0.27%), the Shariah-based index DSES (-0.35%), and the large-cap index CDSET (-0.64%) closed at 2,749.88, 1,591.04, and 1,462.49 points, respectively. All the large-cap sectors posted negative performance today. NBF1 experienced the highest loss of 2.75% followed by Telecommunication (-1.22%), Engineering (-0.97%), Fuel & Power (-0.74%), Food & Allied (-0.20%), Bank (+0.09%), and Pharmaceutical (+0.43%), respectively. Block trades contributed 0.3% of the overall market turnover. LafargeHolcim Bangladesh Limited (-3.9%) was the most traded share with a turnover of BDT 1,502 million.



Index	Closing	Opening	Point Δ	%Δ	YTD %Δ
DSEX	7,313.98	7,345.57	-31.59	-0.43%	+35.4%
DS30	2,749.88	2,757.28	-7.40	-0.27%	+40.0%
DSES	1,591.04	1,596.65	-5.61	-0.35%	+28.1%
CDSET	1,462.49	1,471.84	-9.35	-0.64%	+30.2%

	Advanced	Declined	Unchanged	Total
All Category	93	244	38	375
A Category (Equity)	73	173	31	277
B Category (Equity)	13	41	3	57
N Category (Equity)	2	8	1	11
Z Category (Equity)	5	22	3	30
Mutual Funds	3	18	15	36
Corporate Bonds	1	1	0	2

		Today	Last Day	Daily %Δ
Mcap	Mn BDT	5,792,820	5,828,704	
	Mn USD	67,991	68,412	-0.6%
Turnover	Mn BDT	18,638	18,486	
	Mn USD	219	217	+0.8%
Volume	Mn Shares	436	404	+7.8%
	No. of Trade	255,822	255,805	+0.0%



Anika Mafiz
Research Analyst
(880) 1708805206
anika.mafiz@bracepl.com

Fahim Hassan
Research Associate
(880) 1709636546
fahim.hassan@bracepl.com

Sector Index	Closing	Opening	Points Δ	%Δ	No. of Companies	Mcap (BDT Mn)	% of Total Mcap	Turnover (BDT Mn)	% of Total Turnover	PE	PB	Top Twenty Market Cap	Mcap (BDT Mn)	% of Total Mcap	Turnover (BDT Mn)	PE	PB
Bank	1,649	1,648	+1.51	+0.09%	32	721,907	13.8%	1,785.7	9.7%	8.3x	0.9x	GP	497,315	9.5%	129.2	13.6x	10.0x
NBFI	2,668	2,743	-75.30	-2.75%	23	264,076	5.0%	1,039.0	5.6%	23.0x	4.2x	WALTONHIL	377,873	7.2%	12.1	23.0x	4.0x
Mutual Fund	1,004	1,008	-4.58	-0.45%	37	45,950	0.9%	232.0	1.3%	NM	0.9x	BATBC	377,838	7.2%	367.1	28.0x	10.2x
General Insurance	5,281	5,247	+33.35	+0.64%	38	133,061	2.5%	479.0	2.6%	21.5x	2.4x	ROBI	214,231	4.1%	111.6	NM	3.3x
Life Insurance	2,849	2,840	+8.10	+0.29%	13	80,652	1.5%	840.7	4.6%	NM	NM	SQRPHARMA	213,369	4.1%	199.8	14.7x	2.5x
Telecommunication	6,320	6,398	-77.82	-1.22%	3	747,975	14.3%	321.8	1.7%	18.7x	6.1x	UPGDCL	172,749	3.3%	57.4	17.9x	5.7x
Pharmaceutical	4,284	4,266	+18.25	+0.43%	31	776,856	14.9%	3,387.9	18.4%	25.5x	3.1x	RENATA	141,777	2.7%	29.6	30.9x	5.8x
Fuel & Power	2,021	2,036	-15.13	-0.74%	23	559,278	10.7%	1,927.7	10.5%	14.8x	1.7x	BEXIMCO	122,597	2.3%	399.7	33.7x	1.9x
Cement	3,185	3,289	-103.80	-3.16%	7	172,637	3.3%	1,651.7	9.0%	25.1x	3.7x	ICB	119,744	2.3%	97.9	58.1x	2.7x
Services & Real Estate	1,475	1,512	-37.12	-2.46%	8	56,488	1.1%	601.9	3.3%	NM	1.2x	LHBL	114,744	2.2%	1,502.4	31.4x	6.3x
Engineering	5,167	5,218	-50.76	-0.97%	42	627,818	12.0%	1,533.3	8.3%	23.2x	2.4x	BXPBARMA	105,996	2.0%	152.3	23.2x	3.0x
Food & Allied	27,164	27,218	-54.20	-0.20%	20	483,918	9.3%	608.4	3.3%	36.0x	10.4x	BERGERPBL	83,698	1.6%	6.4	25.1x	7.3x
IT	3,498	3,517	-19.75	-0.56%	11	40,993	0.8%	416.4	2.3%	37.6x	2.9x	MARICO	72,812	1.4%	21.5	22.8x	26.8x
Textile	1,735	1,774	-38.37	-2.16%	58	182,459	3.5%	2,098.1	11.4%	NM	1.2x	BRACBANK	65,293	1.2%	62.3	11.2x	1.4x
Paper & Printing	7,490	7,467	+23.67	+0.32%	6	22,131	0.4%	101.1	0.5%	59.2x	1.5x	BEACONPHAR	56,687	1.1%	104.2	56.2x	10.8x
Tannery	3,111	3,058	+53.21	+1.74%	6	34,290	0.7%	529.4	2.9%	NM	3.5x	POWERGRID	50,604	1.0%	842.9	23.4x	0.9x
Jute	8,988	9,110	-122.09	-1.34%	3	2,166	0.0%	5.3	0.0%	NM	15.7x	SUMITPOWER	50,404	1.0%	134.3	9.0x	1.4x
Ceramics	760	781	-20.79	-2.66%	5	36,145	0.7%	197.3	1.1%	41.2x	2.4x	DUTCHBANGL	50,094	1.0%	53.4	9.2x	1.5x
Miscellaneous	4,806	4,827	-21.76	-0.45%	14	242,502	4.6%	653.9	3.6%	32.0x	2.4x	ISLAMIBANK	48,461	0.9%	19.8	9.7x	0.8x
												TITASGAS	42,734	0.8%	31.8	11.8x	0.6x

Top Ten Gainers	Close Price (BDT)	Δ%	Turnover (BDT Mn)	PE	PB
NRBCBANK	27.1	+9.7%	150.3	9.4x	1.8x
ICBIBANK	5.6	+7.7%	13.9	NM	NM
KTL	32.4	+7.6%	191.4	32.3x	1.9x
DESHBANDHU	26.4	+7.3%	122.6	NM	2.6x
GBBPOWER	42.8	+7.3%	39.7	29.0x	2.1x
INTECH	38.7	+7.2%	24.6	NM	3.6x
ADVENT	35.0	+6.7%	264.9	30.2x	2.6x
SBACBANK	19.3	+6.0%	96.0	11.0x	1.5x
BEACONPHAR	245.4	+6.0%	104.2	56.2x	10.8x
NHFIL	66.9	+5.9%	155.5	20.7x	3.8x

Top Twenty Free Float Mcap	Free Float Mcap (BDT Mn)	% of Total Free Float Mcap	PE	PB
SQRPHARMA	139,607	7.1%	14.7x	2.5x
BATBC	99,938	5.1%	28.0x	10.2x
BEXIMCO	85,144	4.4%	33.7x	1.9x
BXPBARMA	74,007	3.8%	23.2x	3.0x
RENATA	69,216	3.5%	30.9x	5.8x
GP	49,732	2.5%	13.6x	10.0x
LHBL	40,527	2.1%	31.4x	6.3x
BEACONPHAR	39,679	2.0%	56.2x	10.8x
BRACBANK	35,101	1.8%	11.2x	1.4x
EBL	25,707	1.3%	7.0x	1.2x
ISLAMIBANK	23,591	1.2%	9.7x	0.8x
OLYMPIC	22,898	1.2%	18.2x	4.3x
ROBI	21,316	1.1%	NM	3.3x
CITYBANK	20,630	1.1%	5.5x	1.0x
IFIC	19,116	1.0%	16.5x	1.0x
SUMITPOWER	18,544	0.9%	9.0x	1.4x
NBL	18,442	0.9%	8.6x	0.5x
PUBALIBANK	18,105	0.9%	6.5x	0.7x
ORIONPHARM	17,859	0.9%	36.6x	1.4x
UPGDCL	17,275	0.9%	17.9x	5.7x

Most Traded Share	Close Price (BDT)	Δ%	Turnover (BDT Mn)	PE	PB
LHBL	98.8	-3.9%	1,502.4	31.4x	6.3x
ORIONPHARM	112.2	+0.1%	1,304.0	36.6x	1.4x
IFIC	17.8	+2.3%	873.8	16.5x	1.0x
POWERGRID	71.0	+2.5%	842.9	23.4x	0.9x
DELTALIFE	186.6	+1.2%	727.0	NM	NM
FORTUNE	96.1	+4.7%	506.0	79.9x	7.0x
SAIFPOWER	42.8	-5.5%	427.2	53.4x	2.7x
BEXIMCO	139.9	+0.1%	399.7	33.7x	1.9x
BATBC	699.7	+0.0%	367.1	28.0x	####
GPHISPAT	71.3	+0.8%	331.2	26.3x	3.8x

Top Ten Losers	Close Price (BDT)	Δ%	Turnover (BDT Mn)	PE	PB
TAMIJTEX	150.2	-7.5%	0.9	NM	1.8x
ENVOYTEX	43.9	-6.6%	25.3	NM	1.2x
TALLUSPIN	12.2	-6.2%	3.2	NM	1.1x
ALIF	19.1	-5.9%	192.2	37.4x	1.4x
MAKSONSPIN	30.6	-5.8%	299.7	41.9x	1.6x
AMBEEPHA	482.4	-5.6%	4.5	NM	20.7x
SAIFPOWER	42.8	-5.5%	427.2	53.4x	2.7x
MATINSPINN	68.0	-5.2%	60.0	15.1x	1.4x
SEAPEARL	48.8	-4.7%	75.3	64.0x	4.4x
LOVELLO	35.9	-4.5%	50.0	45.7x	3.0x

Block Trade	Maximum Price (BDT)	Minimum Price (BDT)	No. of Trade	Quantity ('000)	Turnover (BDT)
LHBL	104.0	98.5	3.0	820	82.025
POWERGRID	68.0	65.0	5.0	320	21.64
JAMUNAOIL	185.0	185.0	2.0	87	16.147
SQRPHARMA	240.1	240.1	1.0	50	11.989
ORIONPHARM	111.0	110.0	3.0	98	10.75
SONALIPAPR	515.0	515.0	1.0	20	10.3
MBL1STMF	8.3	8.3	1.0	838	6.957
IFADAUTOS	63.0	63.0	1.0	100	6.3
BBSCABLES	82.9	82.6	2.0	72	5.965
KDSALTD	80.0	80.0	3.0	64	5.08

*NBFI Sector PE calculation methodology has been modified to reflect positive earnings only.

Block Trade	Maximum Price (BDT)	Minimum Price (BDT)	Turnover (BDT Mn)	Quantity ('000)	No. of Trade
LHBL	104.0	98.5	82.0	820	3
POWERGRID	68.0	65.0	21.6	320	5
JAMUNAOIL	185.0	185.0	16.1	87	2
SQURPHARMA	240.1	240.1	12.0	50	1
ORIONPHARM	111.0	110.0	10.8	98	3
SONALIPAPR	515.0	515.0	10.3	20	1
MBL1STMF	8.3	8.3	7.0	838	1
IFADAUTOS	63.0	63.0	6.3	100	1
BBSCABLES	82.9	82.6	6.0	72	2
KDSALTD	80.0	80.0	5.1	64	3
SALVOCHEM	50.8	50.1	5.1	100	4
PTL	83.0	82.4	4.6	55	2
FORTUNE	87.0	87.0	3.9	45	2
BEXIMCO	152.5	152.5	3.8	25	1
SUMITPOWER	50.0	50.0	3.3	67	1
SAMORITA	91.5	89.0	2.9	33	4
BXPHARMA	245.0	245.0	2.8	11	1
NFML	29.1	29.1	2.7	94	1
BEACONPHAR	232.0	215.1	2.7	13	2
MHSML	22.6	22.6	2.7	121	1
NCCBLMF1	8.7	8.7	2.5	293	1
IFIC	17.1	17.1	1.7	100	1
SAIFPOWER	46.4	46.0	1.5	33	3
GENEXIL	137.7	137.7	1.3	10	1
SPCERAMICS	42.5	42.5	1.3	30	1
NRBCBANK	25.0	25.0	1.3	50	1
KAY&QUE	310.0	310.0	1.2	4	2
GBBPOWER	43.8	40.1	1.1	26	2
MEGHNALIFE	98.0	98.0	0.9	9	1
Total			227.1		58

Upcoming Corporate Events

DSE Ticker	Right Share	Dividend		Event	Date
		Stock	Cash		
IBNSINA	-	0.0%	47.0%	Record Date	18-Oct-21
Summit Power Limited	-	0.0%	35.0%	Record Date	24-Oct-21
Bay Leasing & Investment Limited	-	0.0%	10.0%	Record Date	18-Oct-21
Apex Footwear Limited	-	5.0%	35.0%	Record Date	21-Oct-21
Deshbandhu Polymer Limited	-	0.0%	5.0%	Record Date	28-Oct-21
Apex Tannery Limited	-	0.0%	10.0%	Record Date	27-Oct-21
Index Agro Industries Limited	-	0.0%	25.0%	Record Date	31-Oct-21
Far East Knitting & Dyeing Industries Limited	-	0.0%	10.0%	Record Date	11-Nov-21

Disclaimer: This report has been prepared by BRAC EPL Stock Brokerage Ltd and is provided for information purposes. It is not, under any circumstances, to be used or considered as an offer to sell, or a solicitation of any offer to buy. Reasonable care has been taken to ensure that the information is not untrue and misleading. BRAC EPL Stock Brokerage Ltd makes no representation or warranty as to the accuracy or completeness of such information. All opinions and estimates included in this report constitute our judgment as of this date and are subject to change without notice.FP49

Important DSE News
QUASEMIND

The Board of Directors has recommended 10% stock dividend for the year ended on June 30, 2021. Date of AGM: 25.11.2021, Time: 11:00 AM, Venue: Digital Platform. Record Date: 03.11.2021 only for the consent of shareholders' decision in the general meeting not for entitlement and such stock dividend shall be issued subject to approval of the BSEC. The Company has also reported EPS of Tk. 1.39, NAV per share of Tk. 30.45 and NOCFPS of Tk. 1.67 for the year ended on June 30, 2021 as against Tk. 0.67, Tk. 29.54 and Tk. 0.82 respectively for the same period of the previous year.

ENVOYTEX

The Board of Directors has recommended 5% final cash dividend (Total 10% Cash Dividend of the Financial Year ended on June 30, 2021 inclusive 5% Interim Cash Dividend, which has already been paid) for the year ended on June 30, 2021. Date of AGM: 27.12.2021, Time: 11:00 AM, Venue: Digital Platform. Record date: 15.11.2021. The Company has also reported EPS of Tk. 0.56, NAV per share of Tk. 37.79 and NOCFPS of Tk. (2.25) for the year ended on June 30, 2021 as against Tk. 1.63, Tk. 38.43 and Tk. 1.56 respectively for the same period of the previous year.

SINGERBD

As per Regulation 16(1) of the Dhaka Stock Exchange (Listing) Regulations, 2015, the Company has informed that a meeting of the Board of Directors will be held on October 18, 2021 at 2:30 PM to consider, among others, un-audited financial statements of the Company for the Third Quarter (Q3) period ended on September 30, 2021.

BXSYNTH

As per Regulation 19(1) of the Dhaka Stock Exchange (Listing) Regulations, 2015, the Company has informed that a meeting of the Board of Directors will be held on October 21, 2021 at 5:00 PM to consider, among others, audited financial statements of the Company for the year ended on June 30, 2021.

ICBIBANK

As per Regulation 16(1) of the Dhaka Stock Exchange (Listing) Regulations, 2015, the Company has informed that a meeting of the Board of Directors will be held on October 21, 2021 at 2:35 PM to consider, among others, un-audited financial statements of the Company for the Third Quarter (Q3) period ended on September 30, 2021.

OAL

National Credit Ratings Limited (NCR) has announced the initial rating of the Company as "BBB" in the long term and "ST-3" in the short term along with a developing outlook based on audited financial statements as on June 30, 2020.

AAMRATECH

National Credit Ratings Limited (NCR) has announced the surveillance entity rating of the Company as "AA-" in the long term and "ST-2" in the short term along with a developing outlook based on audited financial statements of the Company as on June 30, 2020.

TITASGAS

As per Regulation 19(1) of the Dhaka Stock Exchange (Listing) Regulations, 2015, the Company has informed that a meeting of the Board of Directors will be held on October 18, 2021 at 6:45 PM to consider, among others, audited financial statements of the Company for the year ended on June 30, 2021.

NPOLYMAR

As per Regulation 19(1) of the Dhaka Stock Exchange (Listing) Regulations, 2015, the Company has informed that a meeting of the Board of Directors will be held on October 21, 2021 at 4:00 PM to consider, among others, audited financial statements of the Company for the year ended on June 30, 2021.

FORTUNE

The Board of Directors has recommended 10% cash and 5% stock dividend for the year ended on June 30, 2021. Date of AGM: 09.12.2021, Time: 11:30 AM, Venue: Digital Platform. Record Date: 04.11.2021, such stock dividend shall be subject to approval of the BSEC. Record date for entitlement of Stock Dividend will be notified later after getting approval from BSEC. The Company has also reported EPS of Tk. 1.59, NAV per share of Tk. 14.24 and NOCFPS of Tk. 1.16 for the year ended on June 30, 2021 as against Tk. 0.80, Tk. 13.63 and Tk. 0.42 respectively for the same period of the previous year.

EASTLAND

As per Regulation 16(1) of the Dhaka Stock Exchange (Listing) Regulations, 2015, the Company has informed that a meeting of the Board of Directors will be held on October 18, 2021 at 3:00 PM to consider, among others, un-audited financial statements of the Company for the Third Quarter (Q3) period ended on September 30, 2021.

CONTININS

As per Regulation 16(1) of the Dhaka Stock Exchange (Listing) Regulations, 2015, the Company has informed that a meeting of the Board of Directors will be held on October 18, 2021 at 3:00 PM to consider, among others, un-audited financial statements of the Company for the Third Quarter (Q3) period ended on September 30, 2021.

HEIDELBCEM

As per Regulation 16(1) of the Dhaka Stock Exchange (Listing) Regulations, 2015, the Company has informed that a meeting of the Board of Directors will be held on October 18, 2021 at 2:45 PM to consider, among others, un-audited financial statements of the Company for the Third Quarter (Q3) period ended on September 30, 2021.

BXPHARMA

As per Regulation 19(1) of the Dhaka Stock Exchange (Listing) Regulations, 2015, the Company has informed that a meeting of the Board of Directors will be held on October 21, 2021 at 3:30 PM to consider, among others, audited financial statements of the Company for the year ended on June 30, 2021.

SPCERAMICS

As per Regulation 19(1) of the Dhaka Stock Exchange (Listing) Regulations, 2015, the Company has informed that a meeting of the Board of Directors will be held on October 21, 2021 at 4:30 PM to consider, among others, audited financial statements of the Company for the year ended on June 30, 2021.

BEXIMCO

As per Regulation 19(1) of the Dhaka Stock Exchange (Listing) Regulations, 2015, the Company has informed that a meeting of the Board of Directors will be held on October 21, 2021 at 4:00 PM to consider, among others, audited financial statements of the Company for the year ended on June 30, 2021.

MERCANBANK

Md. Mizanur Rahman Chowdhury, one of the Sponsors of the Company, has further reported that he has completed his sale of 10,00,000 shares of the Company at prevailing market price through Stock Exchange as per declaration disseminated on 30.09.2021.

Disclaimer: This report has been prepared by BRAC EPL Stock Brokerage Ltd and is provided for information purposes. It is not, under any circumstances, to be used or considered as an offer to sell, or a solicitation of any offer to buy. Reasonable care has been taken to ensure that the information is not untrue and misleading. BRAC EPL Stock Brokerage Ltd makes no representation or warranty as to the accuracy or completeness of such information. All opinions and estimates included in this report constitute our judgment as of this date and are subject to change without notice.