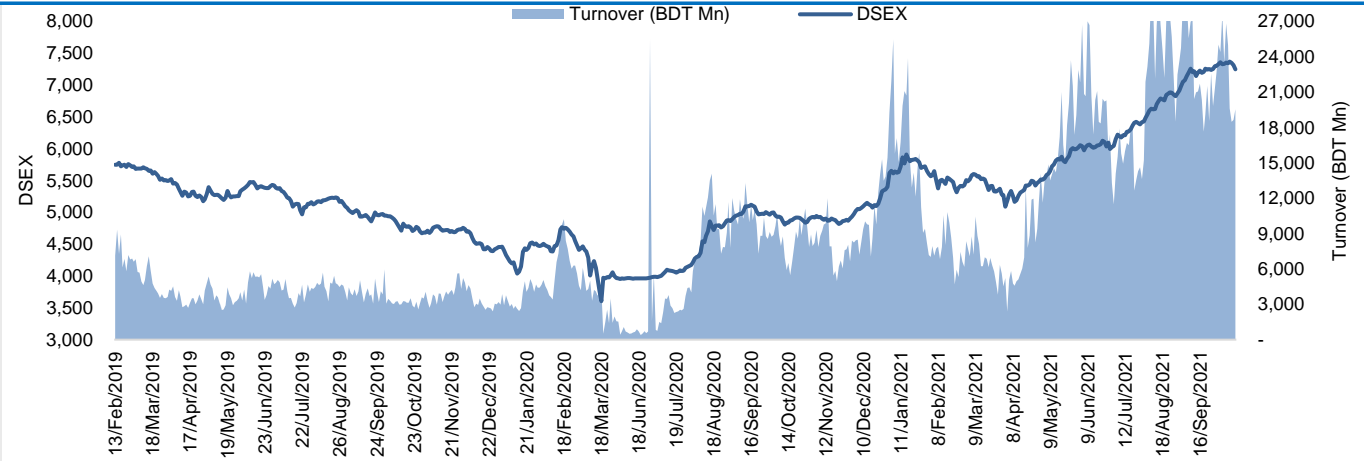


The market closed in red today. The benchmark index DSEX (-0.90%) lost 65.54 points and closed at 7,248.44. The blue-chip index DS30 (-1.17%), the Shariah-based index DSES (-1.54%), and the large-cap index CDSET (-1.06%) closed at 2,717.57, 1,566.60, and 1,447.01 points, respectively. All the large-cap sectors posted negative performance today. NBF1 experienced the highest loss of 2.19% followed by Engineering (-1.61%), Fuel & Power (-1.60%), Pharmaceutical (-1.40%), Telecommunication (-0.63%), Bank (+0.03%), and Food & Allied (+1.10%), respectively. Block trades contributed 0.3% of the overall market turnover. Fortune Shoes Limited (-3.4%) was the most traded share with a turnover of BDT 1,824 million.



Index	Closing	Opening	Point Δ	%Δ	YTD %Δ
DSEX	7,248.44	7,313.98	-65.54	-0.90%	+34.2%
DS30	2,717.57	2,749.88	-32.31	-1.17%	+38.4%
DSES	1,566.60	1,591.04	-24.44	-1.54%	+26.1%
CDSET	1,447.01	1,462.49	-15.48	-1.06%	+28.8%

	Advanced	Declined	Unchanged	Total
All Category	106	241	29	376
A Category (Equity)	87	170	21	278
B Category (Equity)	9	45	3	57
N Category (Equity)	4	7	0	11
Z Category (Equity)	6	19	5	30
Mutual Funds	10	11	15	36
Corporate Bonds	1	1	0	2

		Today	Last Day	Daily %Δ
Mcap	Mn BDT	5,746,899	5,792,820	
	Mn USD	67,452	67,991	-0.8%
Turnover	Mn BDT	19,530	18,638	
	Mn USD	229	219	+4.8%
Volume	Mn Shares	426	436	-2.3%
No. of Trade		258,253	255,822	+1.0%

Figure: Sectorial Turnover (BDT Mn)

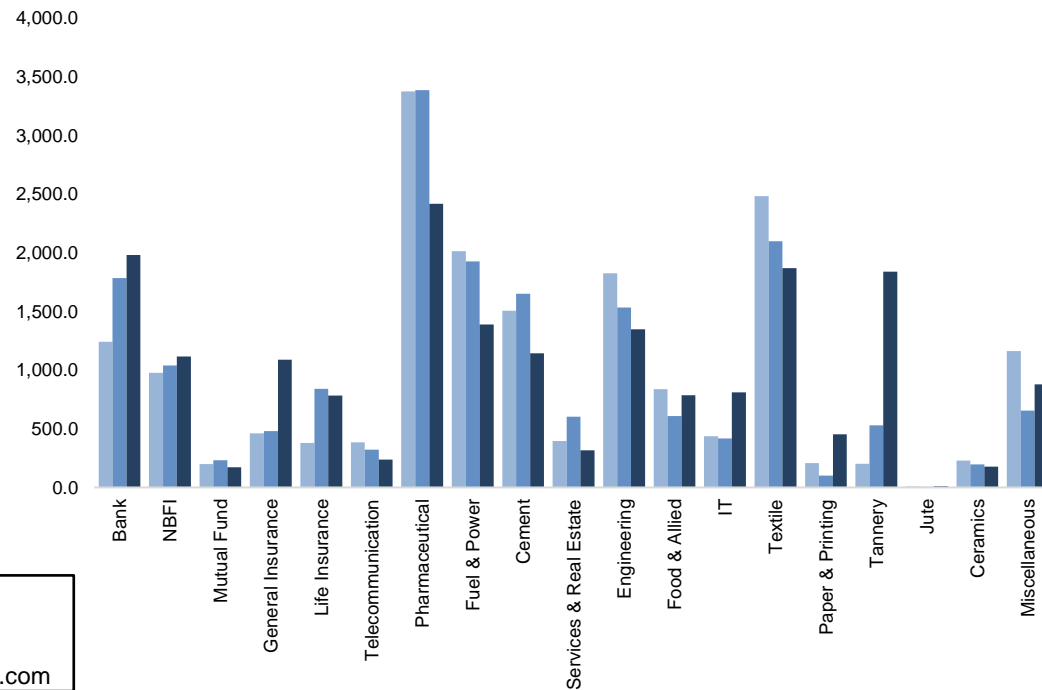
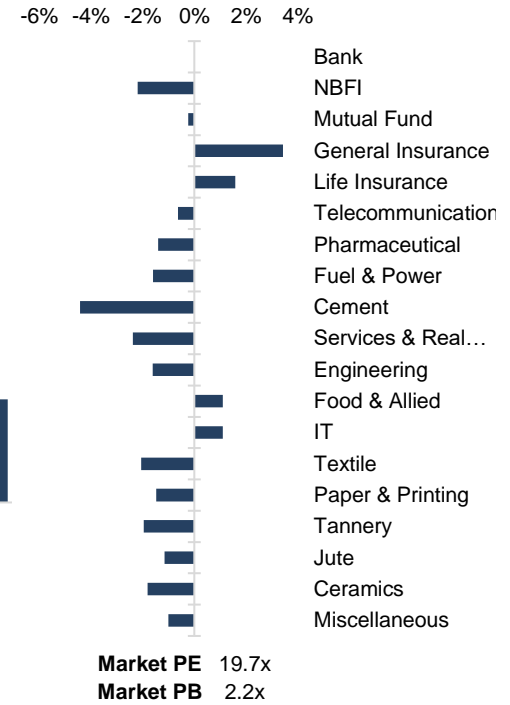


Figure: Sectorial Mcap Change



Anika Mafiz
Research Analyst
(880) 1708805206
anika.mafiz@bracepl.com

Fahim Hassan
Research Associate
(880) 1709636546
fahim.hassan@bracepl.com

Sector Index	Closing	Opening	Points Δ	%Δ	No. of Companies	Mcap (BDT Mn)	% of Total Mcap	Turnover (BDT Mn)	% of Total Turnover	PE	PB	Top Twenty Market Cap	Mcap (BDT Mn)	% of Total Mcap	Turnover (BDT Mn)	PE	PB
Bank	1,650	1,649	+0.42	+0.03%	32	722,092	13.9%	1,981.8	10.5%	8.3x	0.9x	GP	494,480	9.5%	74.3	13.5x	9.9x
NBFI	2,609	2,668	-58.54	-2.19%	23	258,281	5.0%	1,116.4	5.9%	22.5x	4.1x	BATBC	384,858	7.4%	599.0	28.5x	10.3x
Mutual Fund	1,001	1,004	-2.31	-0.23%	37	45,845	0.9%	172.9	0.9%	NM	0.9x	WALTONHIL	372,572	7.2%	11.5	22.7x	3.9x
General Insurance	5,462	5,281	+181.19	+3.43%	38	137,626	2.7%	1,087.7	5.8%	22.2x	2.5x	ROBI	213,184	4.1%	76.5	NM	3.3x
Life Insurance	2,894	2,849	+45.22	+1.59%	13	81,932	1.6%	782.6	4.2%	NM	NM	SQURPHARMA	210,709	4.1%	207.2	14.5x	2.5x
Telecommunication	6,280	6,320	-39.78	-0.63%	3	743,267	14.3%	238.5	1.3%	18.6x	6.1x	UPGDCL	171,010	3.3%	59.3	17.7x	5.7x
Pharmaceutical	4,224	4,284	-59.91	-1.40%	31	765,992	14.8%	2,417.8	12.8%	25.1x	3.1x	RENATA	140,101	2.7%	20.7	30.5x	5.8x
Fuel & Power	1,988	2,021	-32.36	-1.60%	23	550,323	10.6%	1,389.1	7.4%	14.6x	1.7x	BEXIMCO	121,020	2.3%	653.5	33.3x	1.8x
Cement	3,044	3,185	-140.65	-4.42%	7	165,013	3.2%	1,144.9	6.1%	24.0x	3.5x	ICB	113,781	2.2%	81.7	55.2x	2.6x
Services & Real Estate	1,440	1,475	-35.03	-2.37%	8	55,147	1.1%	317.5	1.7%	NM	1.2x	LHBL	108,008	2.1%	1,033.3	29.5x	5.9x
Engineering	5,084	5,167	-83.07	-1.61%	42	617,725	11.9%	1,347.0	7.2%	22.8x	2.4x	BXPBARMA	104,881	2.0%	166.5	23.0x	2.9x
Food & Allied	27,462	27,164	+297.95	+1.10%	20	489,226	9.4%	786.8	4.2%	36.4x	10.5x	BERGERPBL	83,462	1.6%	6.6	25.1x	7.2x
IT	3,536	3,498	+38.47	+1.10%	11	41,444	0.8%	812.0	4.3%	38.0x	3.0x	MARICO	72,652	1.4%	31.5	22.8x	26.7x
Textile	1,700	1,735	-35.75	-2.06%	58	178,701	3.4%	1,870.2	9.9%	NM	1.2x	BRACBANK	64,318	1.2%	37.9	11.1x	1.3x
Paper & Printing	7,380	7,490	-110.27	-1.47%	6	21,805	0.4%	452.0	2.4%	45.5x	1.5x	BEACONPHAR	54,978	1.1%	44.8	54.5x	10.5x
Tannery	3,050	3,111	-60.84	-1.96%	6	33,619	0.6%	1,838.7	9.8%	NM	3.3x	DUTCHBANGL	50,347	1.0%	15.2	9.2x	1.5x
Jute	8,884	8,988	-103.48	-1.15%	3	2,141	0.0%	10.0	0.1%	NM	15.5x	SUMITPOWER	49,550	1.0%	201.5	8.8x	1.4x
Ceramics	747	760	-13.70	-1.80%	5	35,493	0.7%	176.4	0.9%	40.4x	2.3x	ISLAMIBANK	48,300	0.9%	10.9	9.6x	0.8x
Miscellaneous	4,758	4,806	-48.08	-1.00%	14	240,075	4.6%	878.1	4.7%	31.7x	2.3x	POWERGRID	47,824	0.9%	404.4	22.1x	0.8x
												TITASGAS	42,141	0.8%	18.4	11.7x	0.6x

Top Ten Gainers	Close Price (BDT)	Δ%	Turnover (BDT Mn)	PE	PB
NRBCBANK	29.8	+10.0%	365.7	10.4x	1.9x
EASTERNINS	118.9	+9.9%	78.8	33.1x	2.4x
JANATAINS	51.9	+8.1%	59.1	34.4x	3.4x
RELIANCINS	93.1	+7.9%	19.4	15.4x	1.5x
GLOBALINS	52.6	+7.1%	64.7	30.4x	3.8x
NORTHRNINS	55.7	+6.3%	15.2	31.6x	2.6x
DACCADYE	25.0	+5.9%	31.5	53.2x	2.8x
GENEXIL	139.0	+5.5%	598.4	45.6x	7.4x
PRIMEINSUR	51.9	+5.1%	6.0	27.8x	3.0x
PURABIGEN	43.6	+5.1%	33.4	34.2x	3.4x

Top Ten Losers	Close Price (BDT)	Δ%	Turnover (BDT Mn)	PE	PB
FEKDIL	21.3	-7.4%	296.8	60.9x	1.1x
TUNGHAI	6.6	-7.0%	2.5	NM	0.6x
IBP	25.0	-6.0%	140.0	27.3x	1.8x
LHBL	93.0	-5.9%	1,033.3	29.5x	5.9x
DSHGARME	176.4	-5.5%	6.7	NM	9.2x
POWERGRID	67.1	-5.5%	404.4	22.1x	0.8x
ACIFORMULA	167.9	-5.5%	19.8	39.2x	3.0x
METROSPIN	25.0	-5.3%	34.4	28.8x	1.6x
MATINSPINN	64.5	-5.1%	54.4	14.3x	1.3x
HRTEX	73.9	-5.1%	11.3	NM	1.7x

Top Twenty Free Float Mcap	Free Float Mcap (BDT Mn)	% of Total Free Float Mcap	PE	PB
SQURPHARMA	137,867	7.1%	14.5x	2.5x
BATBC	101,795	5.2%	28.5x	10.3x
BEXIMCO	84,048	4.3%	33.3x	1.8x
BXPBARMA	73,228	3.8%	23.0x	2.9x
RENATA	68,397	3.5%	30.5x	5.8x
GP	49,448	2.5%	13.5x	9.9x
BEACONPHAR	38,483	2.0%	54.5x	10.5x
LHBL	38,148	2.0%	29.5x	5.9x
BRACBANK	34,578	1.8%	11.1x	1.3x
EBL	25,840	1.3%	7.1x	1.2x
ISLAMIBANK	23,513	1.2%	9.6x	0.8x
OLYMPIC	22,231	1.1%	17.7x	4.2x
ROBI	21,212	1.1%	NM	3.3x
CITYBANK	20,558	1.1%	5.5x	1.0x
IFIC	19,438	1.0%	16.8x	1.1x
NBL	18,442	1.0%	8.6x	0.5x
SUMITPOWER	18,229	0.9%	8.8x	1.4x
ORIONPHARM	18,161	0.9%	37.2x	1.4x
PUBALIBANK	18,105	0.9%	6.5x	0.7x
UPGDCL	17,101	0.9%	17.7x	5.7x

Most Traded Share	Close Price (BDT)	Δ%	Turnover (BDT Mn)	PE	PB
FORTUNE	92.8	-3.4%	1,824.2	37.9x	6.0x
LHBL	93.0	-5.9%	1,033.3	29.5x	5.9x
IFIC	18.1	+1.7%	925.9	16.8x	1.1x
ORIONPHARM	114.1	+1.7%	902.8	37.2x	1.4x
BEXIMCO	138.1	-1.3%	653.5	33.3x	1.8x
DELTALIFE	192.4	+3.1%	618.9	NM	NM
BATBC	712.7	+1.9%	599.0	28.5x	####
GENEXIL	139.0	+5.5%	598.4	45.6x	7.4x
SONALIPAPR	525.9	-0.5%	427.4	68.8x	1.8x
POWERGRID	67.1	-5.5%	404.4	22.1x	0.8x

Block Trade	Maximum Price (BDT)	Minimum Price (BDT)	No. of Trade	Quantity ('000)	Turnover (BDT)
FORTUNE	101.0	91.0	7.0	2,866	272.752
PIONEERINS	134.0	134.0	1.0	1,000	134
GENEXIL	138.9	134.0	2.0	729	97.721
SONALIPAPR	568.1	550.0	2.0	149	81.982
PADMALIFE	50.5	50.5	1.0	625	31.563
SUMITPOWER	47.0	47.0	2.0	547	25.695
BDTHAI	31.2	31.2	6.0	500	15.6
CNATEX	7.7	7.7	3.0	1,290	9.933
NHFIL	69.0	68.9	2.0	122	8.432
SALVOCHEM	50.1	50.1	6.0	102	5.11

Block Trade	Maximum Price (BDT)	Minimum Price (BDT)	Turnover (BDT Mn)	Quantity ('000)	No. of Trade
FORTUNE	101.0	91.0	272.8	2,866	7
PIONEERINS	134.0	134.0	134.0	1,000	1
GENEXIL	138.9	134.0	97.7	729	2
SONALIPAPR	568.1	550.0	82.0	149	2
PADMALIFE	50.5	50.5	31.6	625	1
SUMITPOWER	47.0	47.0	25.7	547	2
BDTHAI	31.2	31.2	15.6	500	6
CNATEX	7.7	7.7	9.9	1,290	3
NHFIL	69.0	68.9	8.4	122	2
SALVOCHEM	50.1	50.1	5.1	102	6
BEXIMCO	152.8	152.8	4.6	30	1
ORIONPHARM	102.0	102.0	4.0	39	1
MJLBD	105.0	105.0	3.2	30	1
LHBL	98.0	98.0	2.9	30	2
AMANFEED	64.8	62.9	2.7	43	2
LRBDL	54.5	54.5	1.9	35	1
NRBCBANK	29.8	29.8	1.4	48	2
ALLTEX	18.0	18.0	1.2	69	1
MALEKSPIN	37.1	37.1	1.2	32	1
PRAGATIINS	89.6	89.6	0.7	8	1
PHOENIXFIN	34.2	34.2	0.7	20	1
POWERGRID	70.0	70.0	0.6	9	1
DHAKABANK	13.0	13.0	0.5	40	1
BBSCABLES	82.9	82.9	0.5	6	1
JANATAINS	46.0	46.0	0.5	11	1
Total			709.5		50

Upcoming Corporate Events

DSE Ticker	Right Share	Dividend		Event	Date
		Stock	Cash		
IBNSINA	-	0.0%	47.0%	Record Date	18-Oct-21
Summit Power Limited	-	0.0%	35.0%	Record Date	24-Oct-21
Bay Leasing & Investment Limited	-	0.0%	10.0%	Record Date	18-Oct-21
Apex Footwear Limited	-	5.0%	35.0%	Record Date	21-Oct-21
Deshbandhu Polymer Limited	-	0.0%	5.0%	Record Date	28-Oct-21
Apex Tannery Limited	-	0.0%	10.0%	Record Date	27-Oct-21
Index Agro Industries Limited	-	0.0%	25.0%	Record Date	31-Oct-21
Far East Knitting & Dyeing Industries Limited	-	0.0%	10.0%	Record Date	11-Nov-21

Disclaimer: This report has been prepared by BRAC EPL Stock Brokerage Ltd and is provided for information purposes. It is not, under any circumstances, to be used or considered as an offer to sell, or a solicitation of any offer to buy. Reasonable care has been taken to ensure that the information is not untrue and misleading. BRAC EPL Stock Brokerage Ltd makes no representation or warranty as to the accuracy or completeness of such information. All opinions and estimates included in this report constitute our judgment as of this date and are subject to change without notice.FP49

Important DSE News
FORTUNE

(Q1 Un-audited): EPS was Tk. 1.29 for July-September 2021 as against Tk. 0.43 for July-September 2020; NOCFPS was Tk. 0.80 for July-September 2021 as against Tk. 0.47 for July-September 2020. NAV per share was Tk. 15.52 as on September 30, 2021 and Tk. 14.24 as on June 30, 2021.

SONALIPAPR

(Q1 Un-audited): EPS was Tk. 6.66 for July-September 2021 as against Tk. 0.63 for July-September 2020. NOCFPS was Tk. 2.51 for July- September 2021 as against Tk. 7.26 for July- September 2020. NAV per share was Tk. 290.99 as on September 30, 2021 and Tk. 284.33 as on June 30, 2021. The Company also informed that during the period sales and other income has been increased and finance cost has been decreased as a result, Net Profit and EPS has also been increased compare to the period ended 30 September, 2020. During the period the Company procured more quantity of raw materials, for this reason operating cash flows decreased compare to the period ended 30 September, 2020.

QUEENSOUTH

As per Regulation 19(1) of the Dhaka Stock Exchange (Listing) Regulations, 2015, the Company has informed that a meeting of the Board of Directors will be held on October 28, 2021 at 5:00 PM to consider, among others, audited financial statements of the Company for the year ended on June 30, 2021.

CITYBANK

As per Regulation 16(1) of the Dhaka Stock Exchange (Listing) Regulations, 2015, the Company has informed that a meeting of the Board of Directors will be held on October 21, 2021 at 3:00 PM to consider, among others, un-audited financial statements of the Company for the Third Quarter (Q3) period ended on September 30, 2021.

NCCBANK

As per Regulation 16(1) of the Dhaka Stock Exchange (Listing) Regulations, 2015, the Company has informed that a meeting of the Board of Directors will be held on October 19, 2021 at 3:00 PM to consider, among others, un-audited financial statements of the Company for the Third Quarter (Q3) period ended on September 30, 2021.