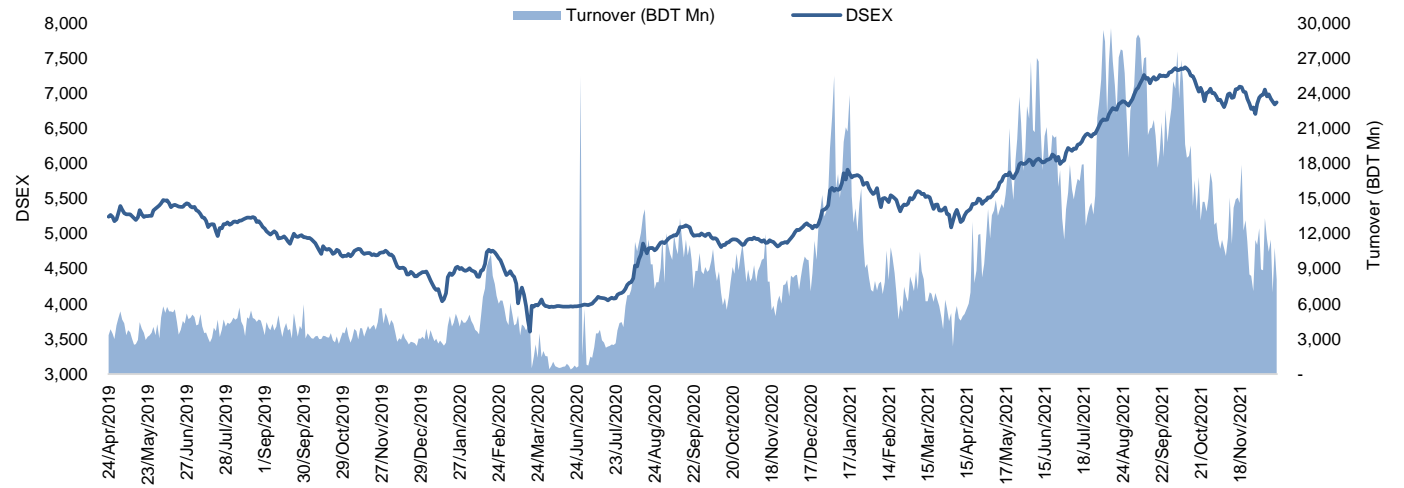


Daily Market Update

The market closed in green today. The benchmark index DSEX (+0.44%) gained 30.37 points and closed at 6,868.17. The bluechip index DS30 (+0.70%), the Shariah-based index DSES (+0.39%), and the large-cap index CDSET (+0.66%) closed at 2,586.46, 1,462.31, and 1,391.70 points, respectively. Large-cap sectors posted mixed performance today. Food & Allied booked the highest gain of 1.35% followed by Pharmaceutical (+0.67%), Fuel & Power (+0.08%). NBFi experienced the highest loss of 0.31% followed by Telecommunication (-0.09%), Bank (-0.05%), Engineering (-0.03%). Block trades contributed 0.5% of the overall market turnover. Bangladesh Export Import Company Ltd. (+2.4%) was the most traded share with a turnover of BDT 1,247 million.



Index	Closing	Opening	Point Δ	%Δ	YTD %Δ
DSEX	6,868.17	6,837.81	+30.37	+0.44%	+27.1%
DS30	2,586.46	2,568.42	+18.04	+0.70%	+31.7%
DSES	1,462.31	1,456.66	+5.64	+0.39%	+17.7%
CDSET	1,391.70	1,382.53	+9.17	+0.66%	+23.9%

	Advanced	Declined	Unchanged	Total
All Category	159	158	60	377
A Category (Equity)	121	112	45	278
B Category (Equity)	23	23	11	57
N Category (Equity)	5	7	0	12
Z Category (Equity)	10	16	4	30
Mutual Funds	3	12	21	36
Corporate Bonds	1	1	1	3

		Today	Last Day	Daily %Δ
Mcap	Mn BDT	5,515,908	5,500,750	+0.3%
	Mn USD	64,288	64,111	
Turnover	Mn BDT	8,074	10,808	-25.3%
	Mn USD	94	126	
Volume	Mn Shares	184	288	-36.0%
No. of Trade		152,666	185,724	-17.8%

Figure: Sectorial Turnover (BDT)

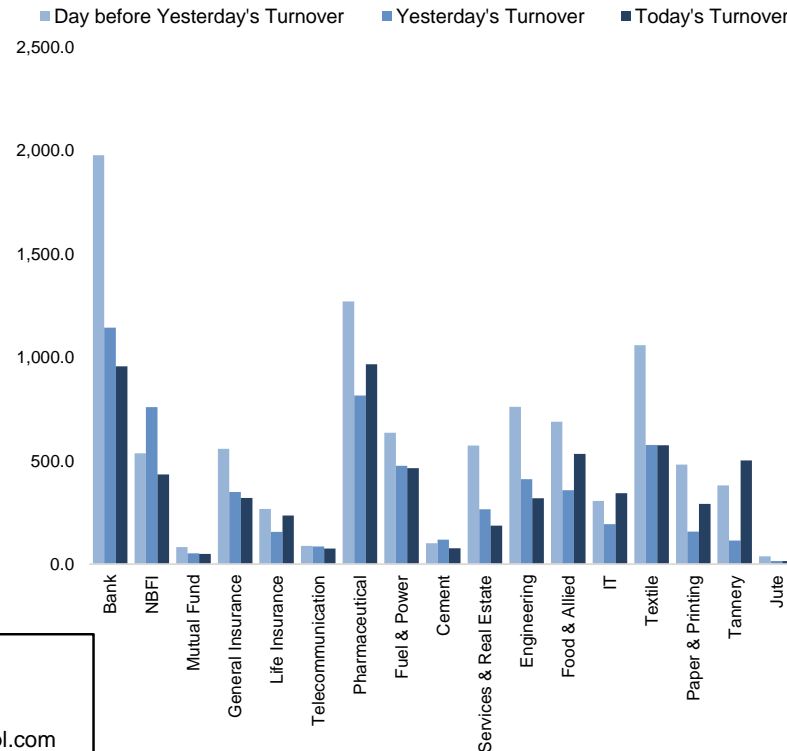
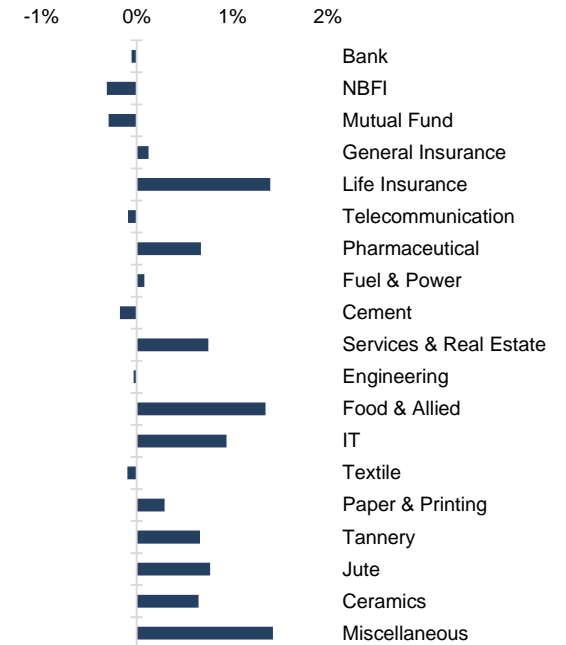


Figure: Sectorial Mcap Change



Market PE 17.1x
Market PB 1.9x

Anika Mafiz
Research Analyst
(880) 1708805206
anika.mafiz@bracepl.com

Fahim Hassan
Research Associate
(880) 1709636546
fahim.hassan@bracepl.com

Sector Index	Closing	Opening	Points Δ	%Δ	No. of Companies	Mcap (BDT Mn)	% of Total Mcap	Turnover (BDT Mn)	% of Total Turnover	PE	PB	Top Twenty Market Cap	Mcap (BDT Mn)	% of Total Mcap	Turnover (BDT Mn)	PE	PB
Bank	1,582	1,583	-0.86	-0.05%	32	734,072	15.0%	955.8	12.2%	8.1x	0.9x	GP	479,627	9.8%	29.1	13.2x	11.5x
NBFI	2,282	2,289	-7.17	-0.31%	23	229,690	4.7%	433.5	5.5%	21.8x	4.1x	BATBC	354,996	7.2%	111.2	25.9x	8.8x
Mutual Fund	894	897	-2.63	-0.29%	37	41,680	0.8%	49.8	0.6%	NM	0.8x	WALTONHIL	354,699	7.2%	6.4	23.3x	3.9x
General Insurance	4,604	4,599	+5.75	+0.13%	39	127,617	2.6%	320.3	4.1%	20.1x	2.2x	ROBI	199,041	4.1%	37.5	86.7x	3.0x
Life Insurance	2,624	2,588	+36.21	+1.40%	13	75,040	1.5%	234.9	3.0%	NM	NM	SQURPHARMA	192,714	3.9%	21.9	11.3x	2.0x
Telecommunication	5,920	5,925	-5.39	-0.09%	3	709,571	14.5%	75.1	1.0%	17.4x	6.1x	UPGDCL	146,663	3.0%	14.4	13.5x	4.1x
Pharmaceutical	3,937	3,910	+26.38	+0.67%	32	731,313	14.9%	965.4	12.4%	19.2x	2.7x	RENATA	140,412	2.9%	30.8	27.0x	5.2x
Fuel & Power	1,825	1,823	+1.48	+0.08%	23	482,520	9.8%	464.0	5.9%	11.9x	1.2x	BEXIMCO	135,216	2.8%	1,246.6	13.4x	1.8x
Cement	2,525	2,530	-4.46	-0.18%	7	133,670	2.7%	77.1	1.0%	18.6x	2.8x	ICB	97,826	2.0%	2.5	69.3x	2.2x
Services & Real Estate	1,341	1,331	+10.01	+0.75%	8	53,701	1.1%	185.8	2.4%	NM	1.1x	BXPHERMA	90,605	1.8%	75.4	16.4x	2.4x
Engineering	4,719	4,720	-1.46	-0.03%	42	571,442	11.6%	317.8	4.1%	19.0x	2.1x	LHBL	88,961	1.8%	64.7	22.5x	4.6x
Food & Allied	25,535	25,195	+340.10	+1.35%	20	462,996	9.4%	533.2	6.8%	31.7x	9.3x	BERGERPBL	83,573	1.7%	9.9	26.9x	7.0x
IT	3,423	3,391	+31.90	+0.94%	11	43,946	0.9%	343.0	4.4%	37.6x	3.1x	BRACBANK	76,291	1.6%	33.0	13.3x	1.6x
Textile	1,494	1,496	-1.47	-0.10%	58	165,056	3.4%	574.1	7.3%	35.9x	1.0x	MARICO	73,244	1.5%	27.2	22.2x	31.1x
Paper & Printing	7,770	7,747	+22.75	+0.29%	6	24,934	0.5%	290.3	3.7%	NM	1.8x	BEACONPHAR	54,793	1.1%	52.6	47.3x	9.6x
Tannery	3,371	3,348	+22.21	+0.66%	6	36,815	0.7%	500.7	6.4%	NM	3.7x	ISLAMIBANK	51,520	1.0%	16.6	9.6x	0.8x
Jute	8,668	8,602	+66.21	+0.77%	3	2,131	0.0%	15.0	0.2%	NM	21.4x	DUTCHBANGL	51,233	1.0%	39.5	8.7x	1.5x
Ceramics	683	679	+4.40	+0.65%	5	31,464	0.6%	57.0	0.7%	32.2x	2.0x	SUMITPOWER	42,502	0.9%	13.9	8.0x	1.1x
Miscellaneous	4,779	4,711	+67.37	+1.43%	14	251,959	5.1%	1,420.3	18.2%	17.9x	2.3x	POWERGRID	39,913	0.8%	54.7	12.0x	0.4x
												UNILEVERCL	39,811	0.8%	47.7	87.0x	29.7x

Top Ten Gainers	Close Price (BDT)	Δ%	Turnover (BDT Mn)	PE	PB
JUTESPINN	128.3	+9.9%	1.7	NM	NM
KBPPWBIL	12.6	+9.6%	26.3	NM	1.0x
AMCL(PRAN)	300.4	+8.7%	86.3	53.8x	3.5x
METROSPIN	25.1	+7.3%	27.7	19.6x	1.2x
LIBRAINFU	1,054.3	+7.1%	49.8	NM	0.8x
RENWICKJA	1,136.0	+6.2%	6.6	NM	NM
GBBPOWER	35.6	+5.6%	25.1	23.1x	1.7x
RAHIMAFOD	362.4	+5.3%	56.7	NM	38.8x
NTC	574.8	+5.2%	1.7	NM	6.6x
EASTRNLUB	3,180.2	+5.0%	21.6	86.4x	14.9x

Top Ten Losers	Close Price (BDT)	Δ%	Turnover (BDT Mn)	PE	PB
KTL	32.8	-6.8%	19.6	69.6x	1.9x
FAREASTLIF	49.6	-4.4%	3.2	NM	NM
ISNLTD	43.2	-3.8%	10.9	NM	16.6x
AZIZPIPES	106.7	-3.7%	6.0	NM	NM
USMANIAGL	55.2	-3.7%	0.6	NM	0.7x
MEGCONMILK	15.8	-3.7%	0.8	NM	NM
RAHIMTEXT	293.8	-3.6%	3.0	NM	7.6x
ARAMITCEM	40.1	-3.6%	3.5	89.1x	1.5x
FUWANGCER	17.5	-3.3%	22.8	51.5x	1.5x
TUNGHAI	6.1	-3.2%	1.7	NM	NM

Top Twenty Free Float Mcap	Free Float Mcap (BDT Mn)	% of Total Free Float Mcap	PE	PB
SQURPHARMA	126,093	6.8%	11.3x	2.0x
BEXIMCO	93,908	5.1%	13.4x	1.8x
BATBC	93,896	5.1%	25.9x	8.8x
RENATA	68,549	3.7%	27.0x	5.2x
BXPHERMA	63,261	3.4%	16.4x	2.4x
GP	47,963	2.6%	13.2x	11.5x
BRACBANK	41,014	2.2%	13.3x	1.6x
BEACONPHAR	38,354	2.1%	47.3x	9.6x
LHBL	31,421	1.7%	22.5x	4.6x
EBL	25,174	1.4%	6.6x	1.2x
ISLAMIBANK	25,081	1.4%	9.6x	0.8x
OLYMPIC	19,951	1.1%	17.5x	3.4x
ROBI	19,805	1.1%	86.7x	3.0x
CITYBANK	19,412	1.1%	6.5x	0.9x
PUBALIBANK	19,303	1.0%	5.3x	0.7x
IFIC	18,686	1.0%	14.3x	1.0x
NBL	17,331	0.9%	6.9x	0.4x
ALARABANK	16,404	0.9%	10.2x	1.2x
ORIONPHARM	15,758	0.9%	28.3x	1.2x
SUMITPOWER	15,636	0.8%	8.0x	1.1x

*NBFI Sector PE calculation methodology has been modified to reflect positive earnings only.

Most Traded Share	Close Price (BDT)	Δ%	Turnover (BDT Mn)	PE	PB
BEXIMCO	154.3	+2.4%	1,246.6	13.4x	1.8x
FORTUNE	104.0	+0.9%	449.0	44.6x	7.0x
ONEBANKLTD	14.4	-1.4%	366.3	7.3x	0.7x
GENEXIL	177.3	+1.4%	274.8	52.5x	9.9x
SONALIPAPR	769.5	+0.9%	255.9	NM	2.6x
ACTIVEFINE	27.9	+4.1%	248.1	71.5x	1.3x
GSPFINANCE	27.6	-2.1%	223.9	15.4x	1.3x
DELTALIFE	197.8	+3.4%	206.9	NM	NM
LINDEBD	1,692.9	+4.0%	152.1	20.6x	4.5x
IFIC	17.4	-0.6%	137.0	14.3x	1.0x

Block Trade	Maximum Price (BDT)	Price (BDT)	No. of Trade	Quantity ('000)	Turnover (BDT Mn)
PREMIERBAN	14.6	14.6	3.0	7,632	111.43
DELTALIFE	203.0	193.0	2.0	165	33.45
BRACBANK	54.9	54.8	2.0	481	26.37
GP	358.0	323.6	2.0	47	16.82
ENVOYTEX	50.0	50.0	1.0	300	15.00
GENEXIL	170.0	170.0	1.0	85	14.45
SAIFPOWER	43.5	42.4	3.0	122	5.22
SONALIPAPR	730.0	720.0	3.0	7	5.20
ALIF	16.1	16.1	1.0	200	3.22
EASTRNLUB	2,882.0	2,882.0	1.0	1	2.88

Block Trade	Maximum Price (BDT)	Minimum Price (BDT)	Turnover (BDT Mn)	Quantity ('000)	No. of Trade
PREMIERBAN	14.6	14.6	111.4	7,632	3
DELTALIFE	203.0	193.0	33.4	165	2
BRACBANK	54.9	54.8	26.4	481	2
GP	358.0	323.6	16.8	47	2
ENVOYTEX	50.0	50.0	15.0	300	1
GENEXIL	170.0	170.0	14.5	85	1
SAIFPOWER	43.5	42.4	5.2	122	3
SONALIPAPR	730.0	720.0	5.2	7	3
ALIF	16.1	16.1	3.2	200	1
EASTRN LUB	2,882.0	2,882.0	2.9	1	1
KARNAPHULI	44.0	44.0	2.6	60	1
UPGDCL	253.3	253.3	2.6	10	1
SILCOPHL	25.2	25.2	2.5	100	1
SALVOCHEM	54.0	54.0	2.2	40	1
BEXIMCO	155.0	155.0	2.1	13	2
SKICL	88.3	88.3	1.9	22	1
ANWARGALV	388.1	388.1	1.7	5	1
GBBPOWER	34.5	34.4	1.7	50	2
RDFOOD	51.7	51.0	1.5	30	2
SAIHAMTEX	21.7	21.7	1.5	70	1
KTL	36.5	36.5	1.1	31	1
EASTERNINS	119.7	119.7	1.0	8	1
Total			260.7		41

Upcoming Corporate Events

DSE Ticker	Right Share	Dividend		Event	Date
		Stock	Cash		
Bangladesh Services Ltd.	-	0.0%	0.0%	Record Date	19-Dec-21
Eastern Cables Ltd.	-	0.0%	0.0%	Record Date	20-Dec-21
Silco Pharmaceuticals Limited	-	0.0%	10.0%	Record Date	20-Dec-21
Beacon Pharmaceuticals Limited	-	0.0%	15.0%	Record Date	20-Dec-21
Tung Hai Knitting & Dyeing Limited	-	0.0%	0.0%	Record Date	20-Dec-21
Beach Hatchery Ltd.	-	0.0%	1.0%	Record Date	22-Dec-21

Important DSE News
BEACONPHAR

(Q1 Un-audited): EPS was Tk. 1.52 for July-September 2021 as against Tk. 0.25 for July-September 2020; NOCFPS was Tk. (0.65) for July-September 2021 as against Tk. (0.68) for July-September 2020. NAV per share was Tk. 24.71 as on September 30, 2021 and Tk. 20.29 as on September 30, 2020.

BEACHHATCH

(Q1 Un-audited): EPS was Tk. (0.05) for July-September 2021 as against Tk. (0.07) for July-September 2020; NOCFPS was Tk. (0.0264) for July-September 2021 as against Tk. 0.0126 for July-September 2020. NAV per share was Tk. 9.53 as on September 30, 2021 and Tk. 9.57 as on June 30, 2021.

EHL

Emerging Credit Rating Limited (ECRL) has assigned credit rating of the Company as "AA+" in the long term and "ST-1" in the short term along with a stable outlook based on audited financial statements of the Company up to June 30, 2021 and other relevant quantitative as well as qualitative information up to the date of rating.

SAMORITA

Dr. A. B. M. Haroon, one of the Sponsor Directors of the Company, has further reported that he has completed his transfer 1,00,000 shares of the Company to his son Mr. Md. Atiqul Basher (General Shareholder), by way of gift outside the trading system of the Exchange as per declaration disseminated on 12.12.2021.

PREMIERCEM

Mr. Zahur Ahamed, one of the Sponsors of the Company, has expressed his intention to transfer 2,00,000 shares out of his total holding of 12,00,000 shares of the Company to his son Mr. Mohammed Nizamuddin Ishti (1,00,000 shares) and his son Mr. Mohammed Moinuddin Chisty (1,00,000 shares), by way of gift outside the trading system of the Exchange within next 30 working days from the date of issuance of approval letter by CSE.

Disclaimer: This report has been prepared by BRAC EPL Stock Brokerage Ltd and is provided for information purposes. It is not, under any circumstances, to be used or considered as an offer to sell, or a solicitation of any offer to buy. Reasonable care has been taken to ensure that the information is not untrue and misleading. BRAC EPL Stock Brokerage Ltd makes no representation or warranty as to the accuracy or completeness of such information. All opinions and estimates included in this report constitute our judgment as of this date and are subject to change without notice.