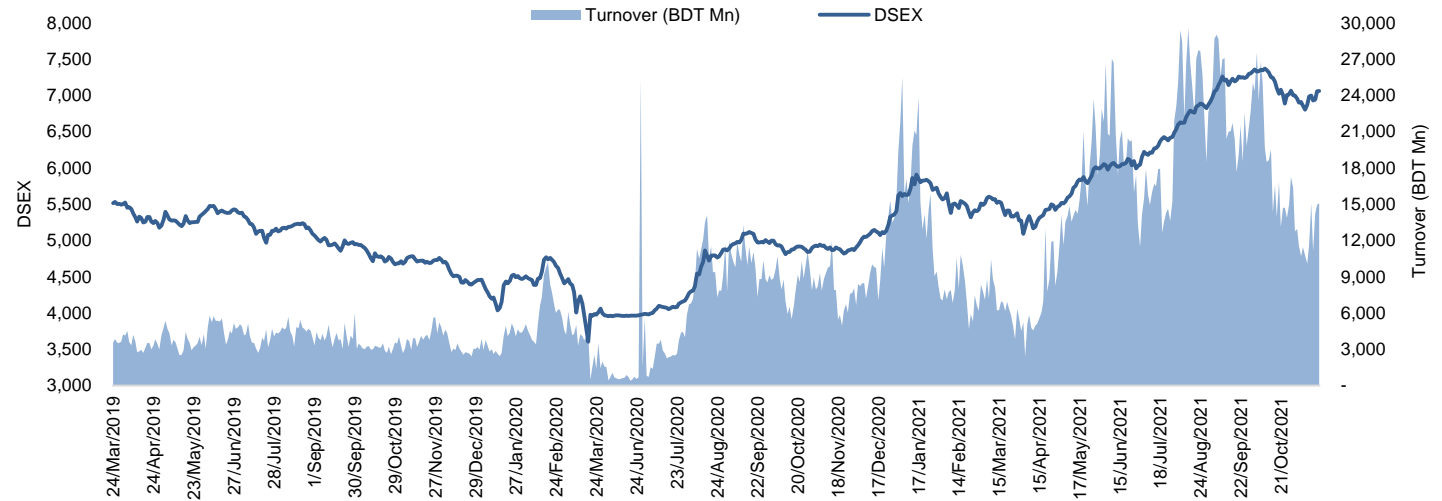


Daily Market Update

The market closed in green today. The benchmark index DSEX (+0.06%) gained 4.2 points and closed at 7,060.78. The blue-chip index DS30 (-0.30%), the Shariah-based index DSES (-0.05%), and the large-cap index CDSET (-0.38%) closed at 2,683.30, 1,484.15, and 1,441.10 points, respectively. All the large-cap sectors posted negative performance today. Bank experienced the highest loss of 0.76% followed by NBF1 (-0.59%), Fuel & Power (-0.34%), Telecommunication (-0.30%), Engineering (-0.04%), Food & Allied (+0.02%), and Pharmaceutical (+0.07%), respectively. Block trades contributed 0.5% of the overall market turnover. IFIC Bank Ltd. (0.0%) was the most traded share with a turnover of BDT 1,204 million.



Index	Closing	Opening	Point Δ	%Δ	YTD %Δ
DSEX	7,060.78	7,056.58	+4.20	+0.06%	+30.7%
DS30	2,683.30	2,691.26	-7.97	-0.30%	+36.6%
DSES	1,484.15	1,484.82	-0.67	-0.05%	+19.5%
CDSET	1,441.10	1,446.54	-5.44	-0.38%	+28.3%

	Advanced	Declined	Unchanged	Total
All Category	152	177	37	366
A Category (Equity)	121	118	31	270
B Category (Equity)	16	36	5	57
N Category (Equity)	6	4	0	10
Z Category (Equity)	9	19	1	29
Mutual Funds	14	5	17	36
Corporate Bonds	1	0	0	1

		Today	Last Day	Daily %Δ
Mcap	Mn BDT	5,591,249	5,592,664	-0.0%
	Mn USD	65,625	65,642	
Turnover	Mn BDT	15,070	14,919	+1.0%
	Mn USD	177	175	
Volume	Mn Shares	385	405	-5.1%
No. of Trade		212,780	204,234	+4.2%

Anika Mafiz
Research Analyst
(880) 1708805206
anika.mafiz@bracepl.com

Fahim Hassan
Research Associate
(880) 1709636546
fahim.hassan@bracepl.com

Figure: Sectorial Turnover (BDT)

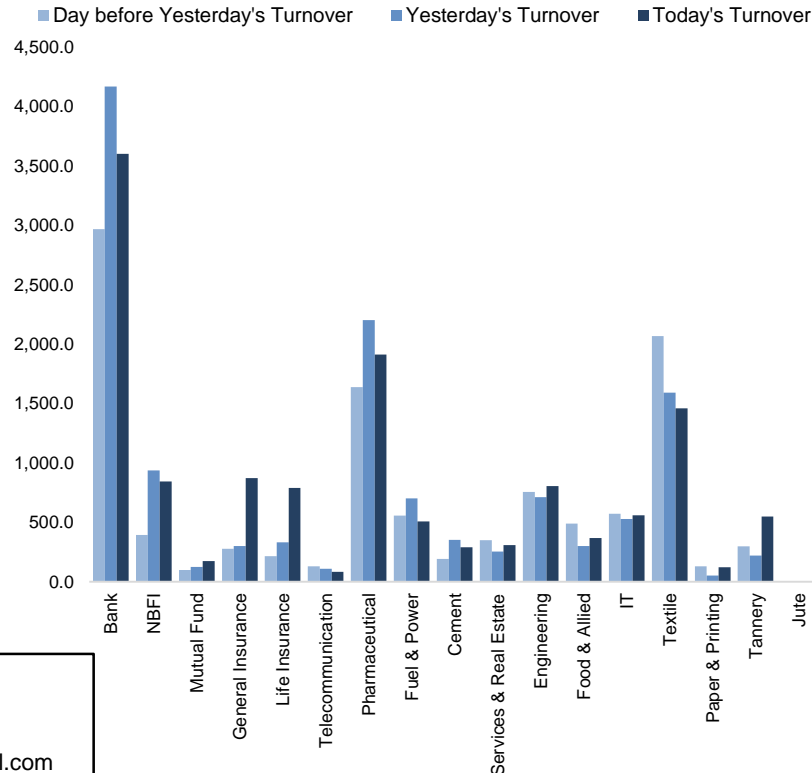
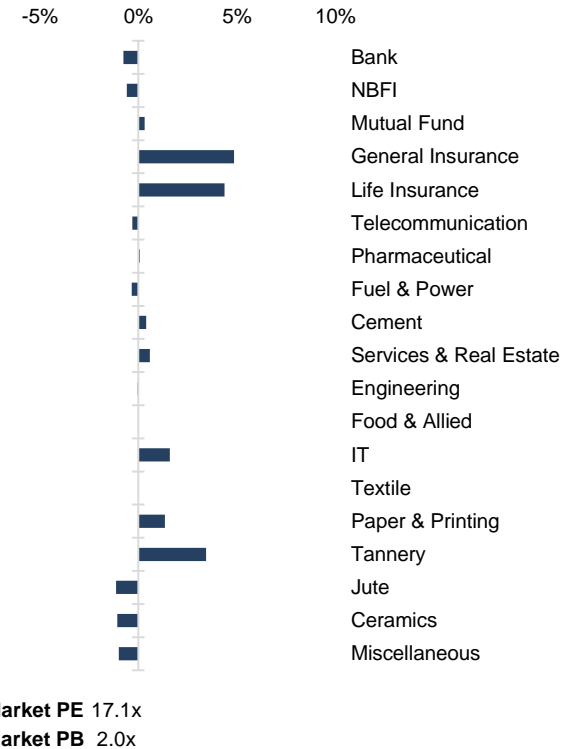


Figure: Sectorial Mcap Change



Sector Index	Closing	Opening	Points Δ	%Δ	No. of Companies	Mcap (BDT Mn)	% of Total Mcap	Turnover (BDT Mn)	% of Total Turnover	PE	PB	Top Twenty Market Cap	Mcap (BDT Mn)	% of Total Mcap	Turnover (BDT Mn)	PE	PB
Bank	1,699	1,712	-13.03	-0.76%	32	773,646	15.5%	3,598.8	24.6%	8.6x	0.9x	GP	486,783	9.8%	21.0	13.4x	11.7x
NBFI	2,451	2,466	-14.58	-0.59%	23	237,912	4.8%	843.4	5.8%	23.2x	3.8x	WALTONHIL	351,548	7.1%	6.3	23.1x	3.8x
Mutual Fund	960	957	+3.03	+0.32%	37	43,602	0.9%	172.7	1.2%	NM	0.9x	BATBC	333,990	6.7%	197.0	24.3x	8.3x
General Insurance	5,341	5,094	+247.50	+4.86%	39	132,446	2.7%	872.6	6.0%	21.1x	2.3x	ROBI	203,756	4.1%	28.7	88.7x	3.1x
Life Insurance	2,930	2,807	+122.84	+4.38%	13	81,285	1.6%	788.2	5.4%	NM	NM	SQURPHARMA	200,515	4.0%	257.9	11.8x	2.1x
Telecommunication	6,172	6,190	-18.50	-0.30%	3	720,832	14.5%	83.2	0.6%	17.7x	6.2x	UPGDCL	158,199	3.2%	49.8	14.6x	4.5x
Pharmaceutical	4,052	4,049	+2.94	+0.07%	32	736,722	14.8%	1,911.0	13.0%	19.5x	2.7x	BEXIMCO	152,041	3.1%	1,159.3	15.1x	2.1x
Fuel & Power	1,840	1,846	-6.31	-0.34%	23	492,614	9.9%	507.9	3.5%	12.2x	1.3x	RENATA	141,195	2.8%	40.6	27.1x	5.2x
Cement	2,693	2,683	+10.54	+0.39%	7	140,477	2.8%	289.7	2.0%	19.5x	2.9x	ICB	101,210	2.0%	28.5	87.8x	2.3x
Services & Real Estate	1,346	1,338	+7.75	+0.58%	8	51,229	1.0%	308.1	2.1%	NM	1.0x	BXPHARMA	98,412	2.0%	254.9	17.8x	2.6x
Engineering	4,804	4,806	-1.83	-0.04%	42	571,175	11.5%	805.5	5.5%	18.9x	2.1x	LHBL	95,116	1.9%	268.5	24.1x	4.9x
Food & Allied	24,871	24,866	+5.01	+0.02%	20	433,460	8.7%	367.9	2.5%	29.7x	8.7x	BERGERPBL	80,823	1.6%	2.3	26.0x	6.7x
IT	3,542	3,486	+55.80	+1.60%	11	42,809	0.9%	558.4	3.8%	36.6x	3.1x	BRACBANK	80,050	1.6%	368.5	13.9x	1.6x
Textile	1,577	1,577	+0.15	+0.01%	58	168,777	3.4%	1,459.3	10.0%	35.9x	1.1x	MARICO	72,825	1.5%	8.9	22.1x	31.0x
Paper & Printing	7,179	7,084	+95.11	+1.34%	6	22,175	0.4%	123.0	0.8%	NM	1.6x	ISLAMIBANK	52,969	1.1%	25.3	9.9x	0.8x
Tannery	3,280	3,171	+108.84	+3.43%	6	36,215	0.7%	547.3	3.7%	NM	3.6x	DUTCHBANGL	52,877	1.1%	76.4	9.0x	1.5x
Jute	7,765	7,854	-88.51	-1.13%	3	1,946	0.0%	6.6	0.0%	NM	19.6x	BEACONPHAR	51,582	1.0%	25.8	51.1x	9.8x
Ceramics	690	698	-7.41	-1.06%	5	31,210	0.6%	65.5	0.4%	31.7x	2.0x	SUMITPOWER	41,861	0.8%	48.8	7.9x	1.1x
Miscellaneous	5,039	5,090	-50.61	-0.99%	14	263,589	5.3%	1,338.1	9.1%	18.9x	2.4x	POWERGRID	39,913	0.8%	66.9	12.0x	0.4x
												EBL	37,582	0.8%	7.0	6.9x	1.2x

Top Ten Gainers	Close Price (BDT)	Δ%	Turnover (BDT Mn)	PE	PB
EIL	35.5	+9.9%	34.8	16.6x	2.1x
SKICL	23.3	+9.9%	0.0	55.6x	1.3x
INDEXAGRO	121.0	+9.8%	40.8	43.5x	2.0x
ACMEPL	14.6	+9.8%	0.0	6.9x	0.8x
JANATAINS	46.4	+9.7%	23.8	33.7x	3.0x
MERCINS	50.5	+9.5%	8.6	33.4x	2.6x
GLOBALINS	48.7	+9.4%	40.0	26.5x	3.7x
CITYGENINS	44.2	+9.1%	63.7	19.2x	2.4x
HFL	32.8	+9.0%	85.2	NM	0.9x
DELTALIFE	221.5	+8.7%	657.2	NM	NM

Top Ten Losers	Close Price (BDT)	Δ%	Turnover (BDT Mn)	PE	PB
IFILISLMF1	6.3	-6.0%	2.5	NM	1.0x
GENNEXT	5.3	-5.4%	10.4	NM	0.4x
AGNISYSL	20.5	-5.1%	19.0	24.1x	1.4x
ANLIMAYARN	37.4	-4.8%	3.6	NM	3.6x
BRACBANK	57.5	-4.3%	368.5	13.9x	1.6x
SAVAREFR	181.9	-4.3%	0.4	NM	298.2x
KPPL	9.1	-4.2%	5.8	NM	45.5x
SALVOCHEM	57.6	-4.2%	138.8	84.0x	4.4x
AMANFEED	50.7	-4.2%	63.7	19.7x	1.5x
STYLECRAFT	104.1	-4.1%	10.4	NM	5.2x

Top Twenty Free Float Mcap	Free Float Mcap (BDT Mn)	% of Total Free Float Mcap	PE	PB
SQURPHARMA	131,197	7.0%	11.8x	2.1x
BEXIMCO	105,593	5.6%	15.1x	2.1x
BATBC	88,340	4.7%	24.3x	8.3x
RENATA	68,931	3.7%	27.1x	5.2x
BXPHARMA	68,711	3.6%	17.8x	2.6x
GP	48,678	2.6%	13.4x	11.7x
BRACBANK	43,035	2.3%	13.9x	1.6x
BEACONPHAR	36,106	1.9%	51.1x	9.8x
LHBL	33,595	1.8%	24.1x	4.9x
EBL	26,240	1.4%	6.9x	1.2x
ISLAMIBANK	25,786	1.4%	9.9x	0.8x
IFIC	22,552	1.2%	17.3x	1.2x
CITYBANK	20,558	1.1%	6.8x	1.0x
PUBALIBANK	20,289	1.1%	5.6x	0.7x
ROBI	20,274	1.1%	88.7x	3.1x
OLYMPIC	19,854	1.1%	17.4x	3.4x
NBL	17,998	1.0%	7.1x	0.5x
DELTALIFE	17,367	0.9%	NM	NM
ORIONPHARM	16,999	0.9%	30.6x	1.3x
ALARABANK	16,899	0.9%	10.5x	1.2x

Most Traded Share	Close Price (BDT)	Δ%	Turnover (BDT Mn)	PE	PB
IFIC	21.0	-	1,204.0	17.3x	1.2x
BEXIMCO	173.5	-1.6%	1,159.3	15.1x	2.1x
DELTALIFE	221.5	+8.7%	657.2	NM	NM
ORIONPHARM	106.8	+0.8%	621.2	30.6x	1.3x
NRBCBANK	37.8	+0.8%	571.6	14.7x	2.3x
FORTUNE	111.0	+7.2%	542.7	47.6x	7.5x
GENEXIL	176.6	+4.9%	462.2	47.6x	9.0x
BRACBANK	57.5	-4.3%	368.5	13.9x	1.6x
MERCANBANK	18.9	-1.0%	274.0	4.8x	0.8x
KTL	38.0	-3.8%	270.0	37.9x	2.2x

Block Trade	Maximum Price (BDT)	Minimum Price (BDT)	No. of Trade	Quantity ('000)	Turnover (BDT Mn)
BDFINANCE	59.7	59.7	1.0	2,000	119.40
DELTALIFE	221.5	187.0	11.0	274	59.23
SQURPHARMA	226.1	225.6	2.0	225	50.81
FEDERALINS	34.8	34.8	1.0	700	24.36
SALVOCHEM	61.5	60.0	3.0	385	23.14
SPCL	121.0	108.0	4.0	205	22.31
KTL	42.0	40.0	4.0	374	15.36
FORTUNE	112.9	106.0	3.0	125	13.26
PROVATIINS	144.0	144.0	1.0	77	11.09
PTL	87.0	80.0	2.0	114	9.23

*NBFI Sector PE calculation methodology has been modified to reflect positive earnings only.

Block Trade	Maximum Price (BDT)	Minimum Price (BDT)	Turnover (BDT Mn)	Quantity ('000)	No. of Trade
BDFINANCE	59.7	59.7	119.4	2,000	1
DELTALIFE	221.5	187.0	59.2	274	11
SQURPHARMA	226.1	225.6	50.8	225	2
FEDERALINS	34.8	34.8	24.4	700	1
SALVOCHEM	61.5	60.0	23.1	385	3
SPCL	121.0	108.0	22.3	205	4
KTL	42.0	40.0	15.4	374	4
FORTUNE	112.9	106.0	13.3	125	3
PROVATIINS	144.0	144.0	11.1	77	1
PTL	87.0	80.0	9.2	114	2
CONFIDCEM	105.0	105.0	7.6	72	1
GREENDELMF	7.9	7.9	7.4	932	2
LHBL	89.5	73.6	7.1	86	3
BRACBANK	59.0	59.0	5.9	100	1
MHSML	29.5	29.5	5.9	200	2
SAIFPOWER	37.6	37.5	5.8	155	2
GENEXIL	169.0	152.1	3.9	25	2
NRBCBANK	39.0	34.1	3.0	80	3
BBSCABLES	62.2	59.7	2.9	49	2
GEMINISEA	262.5	262.5	2.6	10	1
MBL1STMF	8.3	8.3	2.6	313	1
SAFKOSPINN	27.8	27.8	2.6	92	1
Total			423.1		70

Upcoming Corporate Events

DSE Ticker	Right Share	Dividend		Event	Date
		Stock	Cash		
BSRM Steels Limited	-	0.0%	30.0%	Record Date	18-Nov-21
Bangladesh Steel Re-Rolling Mills Limited	-	0.0%	40.0%	Record Date	18-Nov-21
Unique Hotel & Resorts Limited	-	0.0%	10.0%	Record Date	18-Nov-21
Argon Denims Limited	-	5.0%	10.0%	Record Date	18-Nov-21
JMI Syringes & Medical Devices Ltd.	-	0.0%	30.0%	Record Date	18-Nov-21
Rahim Textile Mills Ltd.	-	0.0%	16.0%	Record Date	18-Nov-21
Evince Textiles Limited	-	0.0%	2.0%	Record Date	18-Nov-21
SAIF Powertec Limited	-	6.0%	10.0%	Record Date	18-Nov-21
Kay & Que (Bangladesh) Ltd.	-	5.0%	0.0%	Record Date	18-Nov-21
Olympic Industries Ltd.	-	0.0%	54.0%	Record Date	18-Nov-21
ACI Formulations Limited	-	5.0%	30.0%	Record Date	18-Nov-21
Golden Harvest Agro Industries Ltd.	-	0.0%	3.0%	Record Date	18-Nov-21
Pacific Denims Limited	-	1.0%	1.0%	Record Date	18-Nov-21
Saiham Textile Mills Ltd.	-	0.0%	10.0%	Record Date	18-Nov-21
Summit Alliance Port Limited	-	0.0%	10.0%	Record Date	18-Nov-21
Desh Garmants Ltd.	-	0.0%	5.0%	Record Date	18-Nov-21

Important DSE News
SONALIANSH

The Board of Directors has recommended 10% cash dividend for the year ended on June 30, 2021. Date of AGM: 22.12.2021, Time: 11:30 AM, Venue: 193, Fakirapool, Dhaka- 1000. Record Date: 07.12.2021. The Company has also reported EPS of Tk. 1.13, NAV per share of Tk. 225.65 and NOCFPS of Tk. (12.86) for the year ended on June 30, 2021 as against Tk. 0.62, Tk. 225.53 and Tk. 4.69 respectively for the same period of the previous year.

SUNLIFEINS

The Board of Directors has recommended 1% cash Dividend for the year ended on December 31, 2020. Date of AGM: 23.12.2021, Time: 11:00 AM, Venue: Digital Platform. Record Date: 07.12.2021.

GOLDENSON

As per Regulation 16(1) of the Dhaka Stock Exchange (Listing) Regulations, 2015, the Company has informed that a meeting of the Board of Directors will be held on November 21, 2021 at 4:30 PM to consider, among others, un-audited financial statements of the Company for the First Quarter (Q1) period ended on September 30, 2021.

PREMIERLEA

As per Regulation 19(1) of the Dhaka Stock Exchange (Listing) Regulations, 2015, the Company has informed that a meeting of the Board of Directors will be held on November 23, 2021 at 5:00 PM to consider, among others, audited financial statements of the Company for the year ended on December 31, 2020.

ADNTEL

Emerging Credit Rating Limited (ECRL) has assigned the surveillance rating of the Company as "A+" in the long term and "ST-2" in the short term along with a stable outlook based on audited financial statements of the Company up to June 30, 2021 and other relevant quantitative as well as qualitative information up to the date of rating.

BSRMSTEEL

H. Akberali & Co. Limited, one of the Corporate Directors of the Company, has expressed its intention to buy 7,50,000 shares of the Company at prevailing market price (in the Public Market) through Stock Exchange (DSE) within next 30 working days, as per Rule-4 of the BSEC (Substantial Acquisition of shares and Takeovers), Rules, 2018.

KDSALTD

Credit Rating Information and Services Limited (CRISL) has rated the Company as "AA-" in the long term and "ST-2" in the short term along with stable outlook in consideration of its audited financials up to June 30, 2021, unaudited financials up to September 30, 2021 and other relevant quantitative as well as qualitative information up to the date of rating declaration.

DOMINAGE

As per Regulation 16(1) of the Dhaka Stock Exchange (Listing) Regulations, 2015, the Company has informed that a meeting of the Board of Directors will be held on November 22, 2021 at 4:00 PM to consider, among others, un-audited financial statements of the Company for the First Quarter (Q1) period ended on September 30, 2021.

Disclaimer: This report has been prepared by BRAC EPL Stock Brokerage Ltd and is provided for information purposes. It is not, under any circumstances, to be used or considered as an offer to sell, or a solicitation of any offer to buy. Reasonable care has been taken to ensure that the information is not untrue and misleading. BRAC EPL Stock Brokerage Ltd makes no representation or warranty as to the accuracy or completeness of such information. All opinions and estimates included in this report constitute our judgment as of this date and are subject to change without notice.