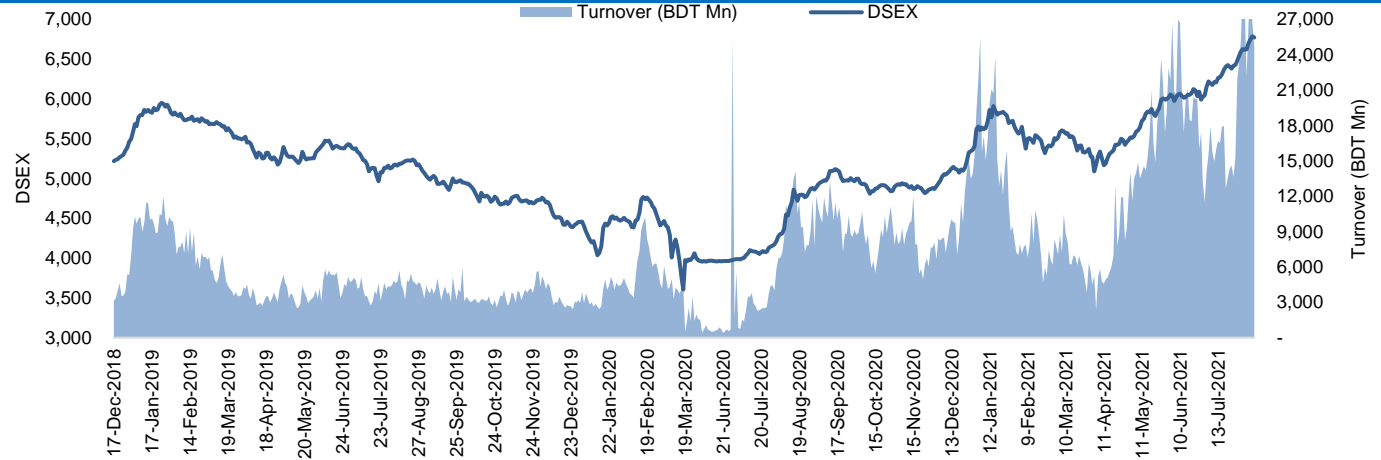


The market closed in red today. The benchmark index DSEX (-0.23%) lost 15.32 points and closed at 6,771.85. The blue-chip index DS30 (+0.19%), the Shariah-based index DSES (-0.19%), and the large-cap index CDSET (+0.07%) closed at 2,426.83, 1,466.26, and 1,326.56 points, respectively. All the large-cap sectors posted negative performance today. NBF1 experienced the highest loss of 1.69% followed by Bank (-1.40%), Telecommunication (-0.38%), Food & Allied (-0.27%), Pharmaceutical (-0.25%), Engineering (+0.25%), and Fuel & Power (+1.05%), respectively. Block trades contributed 3.2% of the overall market turnover. Bangladesh Export Import Company Ltd. (+3.8%) was the most traded share with a turnover of BDT 1,304 million.

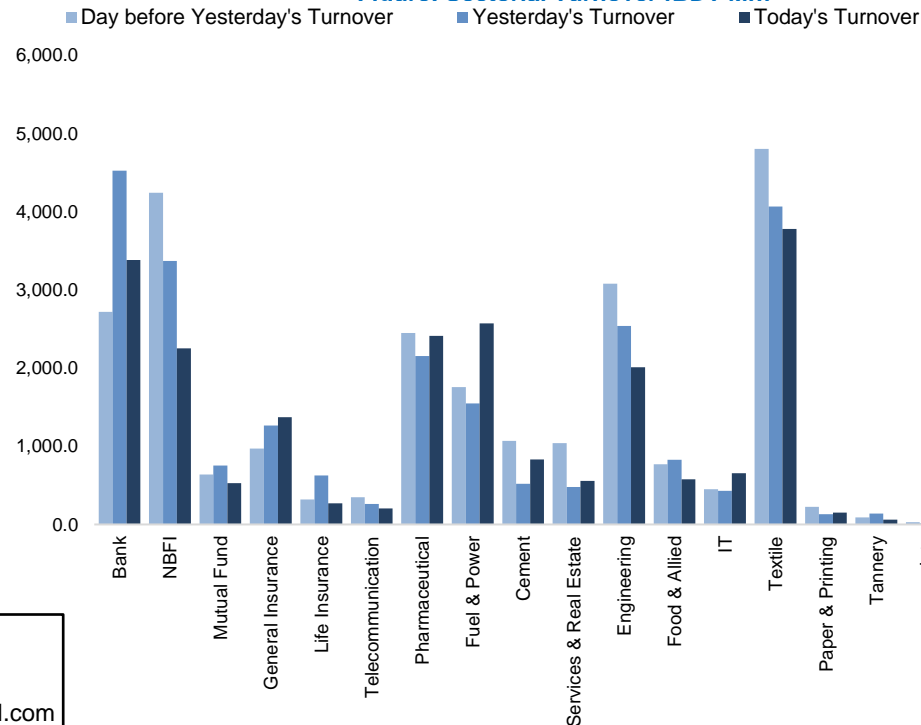


Index	Closing	Opening	Point Δ	%Δ	YTD %Δ
DSEX	6,771.85	6,787.17	-15.32	-0.23%	+25.4%
DS30	2,426.83	2,422.18	+4.65	+0.19%	+23.6%
DSES	1,466.26	1,469.03	-2.77	-0.19%	+18.0%
CDSET	1,326.56	1,325.60	+0.96	+0.07%	+18.1%

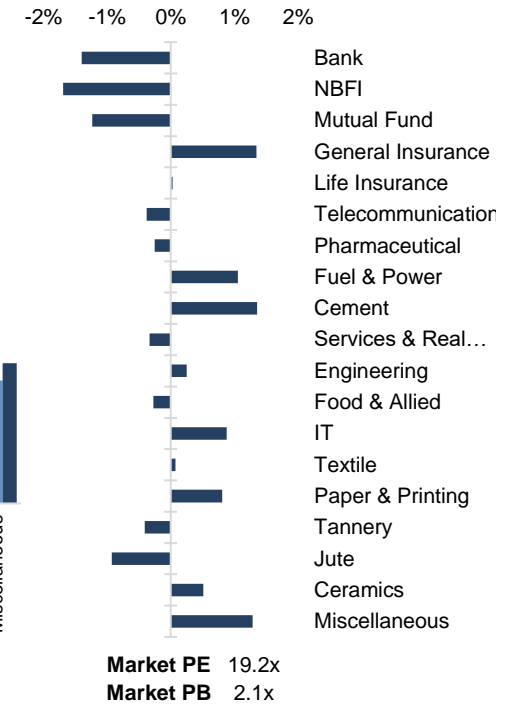
	Advanced	Declined	Unchanged	Total
All Category	138	216	20	374
A Category (Equity)	99	157	16	272
B Category (Equity)	21	35	3	59
N Category (Equity)	9	3	0	12
Z Category (Equity)	9	21	1	31
Mutual Funds	4	25	7	36
Corporate Bonds	1	1	0	2

		Today	Last Day	Daily %Δ
Mcap	Mn BDT	5,505,600	5,512,359	
	Mn USD	64,802	64,882	-0.1%
Turnover	Mn BDT	24,655	26,735	-7.8%
	Mn USD	290	315	
Volume	Mn Shares	830	987	-15.9%
No. of Trade		332,357	353,462	-6.0%

**Figure: Sectorial Turnover (BDT Mn)**



**Figure: Sectorial Mcap Change**



<b>Anika Mafiz</b> Research Analyst (880) 1708805206 anika.mafiz@bracepl.com	<b>Md Mahirul Quddus</b> Research Associate (880) 1709636546 mmahirul.quddus@bracepl.com
---	---

Sector Index	Closing	Opening	Points Δ	%Δ	No. of Companies	Mcap (BDT Mn)	% of Total Mcap	Turnover (BDT Mn)	% of Total Turnover	PE	PB	Top Twenty Market Cap	Mcap (BDT Mn)	% of Total Mcap	Turnover (BDT Mn)	PE	PB
Bank	1,657	1,681	-23.51	-1.40%	32	729,143	14.7%	3,383.7	14.2%	8.8x	0.9x	GP	485,703	9.8%	30.9	13.3x	9.7x
NBFI	2,336	2,376	-40.14	-1.69%	23	234,349	4.7%	2,252.7	9.4%	44.4x	3.7x	WALTONHIL	424,160	8.6%	32.6	25.8x	4.5x
Mutual Fund	1,106	1,119	-13.80	-1.23%	37	50,325	1.0%	526.7	2.2%	NM	1.0x	BATBC	305,748	6.2%	198.5	22.6x	8.2x
General Insurance	5,269	5,199	+70.03	+1.35%	38	137,091	2.8%	1,373.4	5.8%	24.2x	2.6x	ROBI	219,993	4.4%	127.8	NM	3.4x
Life Insurance	2,683	2,682	+0.78	+0.03%	13	74,263	1.5%	271.0	1.1%	NM	NM	SQURPHARMA	203,706	4.1%	144.8	14.1x	2.4x
Telecommunication	6,214	6,238	-23.60	-0.38%	3	735,676	14.9%	203.6	0.9%	18.4x	6.0x	UPGDCL	171,822	3.5%	128.5	17.8x	5.7x
Pharmaceutical	3,898	3,908	-9.86	-0.25%	31	711,480	14.4%	2,412.9	10.1%	23.3x	2.9x	RENATA	137,460	2.8%	17.6	29.9x	5.7x
Fuel & Power	1,887	1,868	+19.67	+1.05%	23	524,809	10.6%	2,569.6	10.8%	13.9x	1.6x	ICB	97,584	2.0%	29.0	47.1x	2.2x
Cement	2,415	2,383	+32.34	+1.36%	7	137,058	2.8%	831.0	3.5%	19.9x	2.9x	BEXIMCO	92,539	1.9%	1,304.0	25.4x	1.4x
Services & Real Estate	1,211	1,215	-4.06	-0.33%	8	46,337	0.9%	555.3	2.3%	NM	1.0x	BXPHARMA	85,609	1.7%	199.6	18.8x	2.4x
Engineering	5,308	5,295	+13.14	+0.25%	42	653,731	13.2%	2,011.6	8.4%	24.1x	2.5x	BERGERPBL	82,177	1.7%	24.2	24.7x	7.1x
Food & Allied	23,238	23,302	-63.83	-0.27%	20	409,534	8.3%	576.3	2.4%	30.5x	8.8x	LHBL	81,064	1.6%	489.5	22.2x	4.4x
IT	3,287	3,259	+28.61	+0.88%	11	38,831	0.8%	654.2	2.7%	35.9x	2.8x	MARICO	73,912	1.5%	0.0	23.2x	27.2x
Textile	1,574	1,573	+1.21	+0.08%	58	170,463	3.4%	3,777.3	15.8%	NM	1.1x	BRACBANK	67,520	1.4%	39.6	14.0x	1.3x
Paper & Printing	6,563	6,510	+52.72	+0.81%	6	19,250	0.4%	152.0	0.6%	50.6x	1.3x	DUTCHBANGL	53,257	1.1%	50.9	9.8x	1.6x
Tannery	2,201	2,210	-9.02	-0.41%	6	24,237	0.5%	62.6	0.3%	NM	2.5x	SUMITPOWER	49,977	1.0%	221.6	8.9x	1.4x
Jute	8,798	8,880	-82.45	-0.93%	3	2,191	0.0%	17.2	0.1%	NM	15.9x	ISLAMIBANK	47,656	1.0%	29.1	9.9x	0.8x
Ceramics	715	711	+3.64	+0.51%	5	35,140	0.7%	445.9	1.9%	40.0x	2.3x	BEACONPHAR	47,355	1.0%	72.1	46.9x	9.0x
Miscellaneous	4,112	4,060	+52.30	+1.29%	14	213,025	4.3%	1,794.1	7.5%	28.1x	2.1x	TITASGAS	41,053	0.8%	57.6	11.4x	0.6x
												POWERGRID	37,347	0.8%	234.4	17.3x	0.7x

Top Ten Gainers	Close Price (BDT)	Δ%	Turnover (BDT Mn)	PE	PB
SPCL	89.7	+9.8%	386.0	15.6x	2.5x
ORIONINFU	85.3	+9.8%	335.7	71.3x	6.6x
METROSPIN	25.0	+9.6%	102.7	28.8x	1.6x
HRTEX	75.3	+9.6%	72.6	NM	1.7x
BRACBANK	16.0	+9.6%	0.9	11.6x	1.2x
PIONEERINS	146.6	+9.0%	165.3	21.2x	3.1x
NBL	8.3	+8.9%	376.8	8.6x	0.5x
ICBIBANK	6.3	+8.6%	9.7	NM	NM
ANLIMAYARN	46.8	+8.3%	71.3	NM	4.1x
MONNOAGML	665.8	+5.3%	35.6	NM	49.1x

Top Ten Losers	Close Price (BDT)	Δ%	Turnover (BDT Mn)	PE	PB
JUTESPINN	165.6	-6.1%	4.1	NM	NM
SHYAMPUG	85.1	-5.1%	3.1	NM	NM
ALARABANK	27.4	-4.5%	317.4	12.7x	1.2x
ABBANK	16.0	-4.2%	302.7	29.3x	0.5x
ONEBANKLTD	14.0	-4.1%	118.5	9.2x	0.7x
LANKABAFIN	39.1	-3.7%	627.8	18.7x	2.0x
BAYLEASING	31.4	-3.7%	64.6	17.0x	1.5x
PREMIERCEM	83.9	-3.7%	126.5	15.9x	1.1x
UNIONCAP	10.6	-3.6%	22.9	NM	2.6x
RUPALIBANK	34.6	-3.6%	46.9	77.7x	0.9x

Top Twenty Free Float Mcap	Free Float Mcap (BDT Mn)	% of Total Free Float Mcap	PE	PB
SQURPHARMA	133,285	7.3%	14.1x	2.4x
BATBC	80,870	4.4%	22.6x	8.2x
RENATA	67,108	3.7%	29.9x	5.7x
BEXIMCO	64,269	3.5%	25.4x	1.4x
BXPHARMA	59,772	3.3%	18.8x	2.4x
GP	48,570	2.7%	13.3x	9.7x
BRACBANK	36,299	2.0%	14.0x	1.3x
BEACONPHAR	33,147	1.8%	46.9x	9.0x
LHBL	28,632	1.6%	22.2x	4.4x
EBL	24,642	1.4%	6.7x	1.2x
ISLAMIBANK	23,200	1.3%	9.9x	0.8x
OLYMPIC	22,013	1.2%	17.5x	4.1x
ROBI	21,889	1.2%	NM	3.4x
CITYBANK	20,057	1.1%	5.4x	1.0x
NBL	18,442	1.0%	8.6x	0.5x
SUMITPOWER	18,386	1.0%	8.9x	1.4x
IFIC	18,042	1.0%	15.6x	1.0x
PUBALIBANK	17,964	1.0%	6.9x	0.7x
UPGDCL	17,182	0.9%	17.8x	5.7x
ALARABANK	16,961	0.9%	12.7x	1.2x

Most Traded Share	Close Price (BDT)	Δ%	Turnover (BDT Mn)	PE	PB
BEXIMCO	105.6	+3.8%	1,304.0	25.4x	1.4x
IFIC	16.8	-2.3%	750.8	15.6x	1.0x
LANKABAFIN	39.1	-3.7%	627.8	18.7x	2.0x
ORIONPHARM	72.0	+2.1%	529.0	23.5x	0.9x
LHBL	69.8	+3.4%	489.5	22.2x	4.4x
MALEKSPIN	37.6	+1.3%	444.7	NM	0.8x
SPCL	89.7	+9.8%	386.0	15.6x	2.5x
GENEXIL	110.3	+4.7%	377.1	36.2x	5.9x
NBL	8.3	+8.9%	376.8	8.6x	0.5x
SAIFPOWER	30.1	-1.3%	361.3	37.6x	1.9x

Block Trade	Maximum Price (BDT)	Minimum Price (BDT)	Turnover (BDT Mn)	Quantity ('000)	No. of Trade
ALARABANK	25.9	25.9	518.0	20,000	7
BEXIMCO	91.8	91.7	10.1	110	2
BXPHARMA	171.4	171.4	0.7	4	1
CENTRALINS	59.6	59.6	1.2	20	1
CITYGENINS	43.0	43.0	10.8	250	1
DBH	82.0	82.0	0.6	8	1
DOREENPWR	71.0	71.0	0.7	10	1
ESQUIRENIT	41.5	41.5	6.2	150	1
FORTUNE	62.5	62.5	0.6	10	1
GBBPOWER	39.0	37.0	15.0	403	8

Block Trade	Maximum Price (BDT)	Minimum Price (BDT)	Turnover (BDT Mn)	Quantity ('000)	No. of Trade
GENEXIL	106.5	100.0	11.0	106	6
GSPFINANCE	27.2	27.2	6.2	227	2
HRTEX	70.0	65.0	42.3	634	18
IFADAUTOS	56.9	56.9	1.1	20	1
INDEXAGRO	140.2	140.2	0.7	5	1
KEYACOSMET	10.7	10.7	1.3	126	1
KTL	32.5	32.0	3.0	94	2
LANKABAFIN	41.5	41.5	3.1	75	1
LHBL	67.5	67.5	5.4	80	1
MATINSPINN	61.6	59.5	3.6	59	2
METROSPIN	24.0	24.0	1.4	60	2
MPETROLEUM	201.0	201.0	32.2	160	1
NAHEEACP	52.0	52.0	2.6	50	2
NCCBANK	17.0	17.0	6.7	395	1
OIMEX	30.4	30.4	4.4	145	1
ORIONINFU	80.2	72.0	4.6	61	4
ORIONPHARM	75.0	65.0	31.8	430	3
PEOPLESINS	47.0	47.0	0.8	16	1
ALARABANK	51.6	51.6	5.2	100	1
PREMIERCEM	79.0	79.0	3.0	38	2
PRIMETEX	25.6	25.6	1.1	41	1
RAHIMAFOOD	343.0	343.0	1.2	3	1
RAKCERAMIC	48.1	48.1	1.9	39	1
RELIANCINS	89.0	89.0	0.9	10	1
SALVOCHEM	44.0	44.0	17.6	400	1
SAMORITA	80.0	80.0	0.8	10	1
SONALIPAPR	373.0	373.0	4.7	13	1
SPCL	84.0	84.0	0.5	6	1
SSSTEEL	23.9	23.9	4.8	200	1
TAUFIKA	34.4	34.4	3.4	100	1
UNILEVERCL	2,850.0	2,850.0	12.8	5	1
<b>Total</b>			<b>783.991</b>	<b>400</b>	<b>88</b>

**Important DSE News**
**ASIAINS**

(Q2 Un-audited): EPS was Tk. 0.75 for April-June 2021 as against Tk. 0.44 for April-June 2020; EPS was Tk. 1.48 for January-June 2021 as against Tk. 1.03 for January-June 2020. NOCFPS was Tk. 2.57 for January-June 2021 as against Tk. 2.38 for January-June 2020. NAV per share was Tk. 25.30 as on June 30, 2021 and 20.48 as on June 30, 2020.

**BNICL**

(Q2 Un-audited): EPS was Tk. 1.03 for April-June 2021 as against Tk. 0.19 for April-June 2020; EPS was Tk. 2.04 for January-June 2021 as against Tk. 0.75 for January-June 2020. NOCFPS was Tk. 4.32 for January-June 2021 as against Tk. 2.27 for January-June 2020. NAV per share was Tk. 20.85 as on June 30, 2021 and Tk. 20.17 as on December 31, 2020.

**AMBEEPFA**

(Q1 Un-audited): EPS was Tk. 0.15 for July-September 2020 as against Tk. 0.75 for July-September 2019; NOCFPS was Tk. 0.68 for July-September 2020 as against Tk. 0.44 for July-September 2019. NAV per share was Tk. 24.25 as on September 30, 2020 and Tk. 24.10 as on June 30, 2020. (Q2 Un-audited): EPS was Tk. 0.20 for October-December, 2020 as against Tk. 0.88 for October-December, 2019; EPS was Tk. 0.35 for July-December, 2020 as against Tk. 1.63 for July-December, 2019. NOCFPS was Tk. 0.54 for July-December, 2020 as against Tk. 0.07 for July-December, 2019. NAV per share was Tk. 22.95 as on December 31, 2020 and Tk. 24.10 as on June 30, 2020. (Q3 Un-audited): EPS was Tk. 0.30 for January-March 2021 as against Tk. 0.75 for January-March 2020; EPS was Tk. 0.65 for July 2020-March 2021 as against Tk. 2.38 for July 2019-March 2020. NOCFPS was Tk. 3.89 for July 2020-March 2021 as against Tk. 0.09 for July 2019-March 2020. NAV per share was Tk. 23.25 as on March 31, 2021 and Tk. 24.10 as on June 30, 2020.

**STANDBANKL**

Mohammad Nurul Islam, one of the Sponsors of the Company, has expressed his intention to sell 5,00,000 shares out of his total holding of 2,01,53,711 shares of the Company at prevailing market price (in the Public Market) through Stock Exchange (DSE) within next 30 working days.

**Upcoming Corporate Events**

DSE Ticker	Right Share	Dividend		Event	Date
		Stock	Cash		
SANDHANINS	-	0.0%	12.0%	Record Date	25-Aug-21

**Disclaimer:** This report has been prepared by BRAC EPL Stock Brokerage Ltd and is provided for information purposes. It is not, under any circumstances, to be used or considered as an offer to sell, or a solicitation of any offer to buy. Reasonable care has been taken to ensure that the information is not untrue and misleading. BRAC EPL Stock Brokerage Ltd makes no representation or warranty as to the accuracy or completeness of such information. All opinions and estimates included in this report constitute our judgment as of this date and are subject to change without notice.