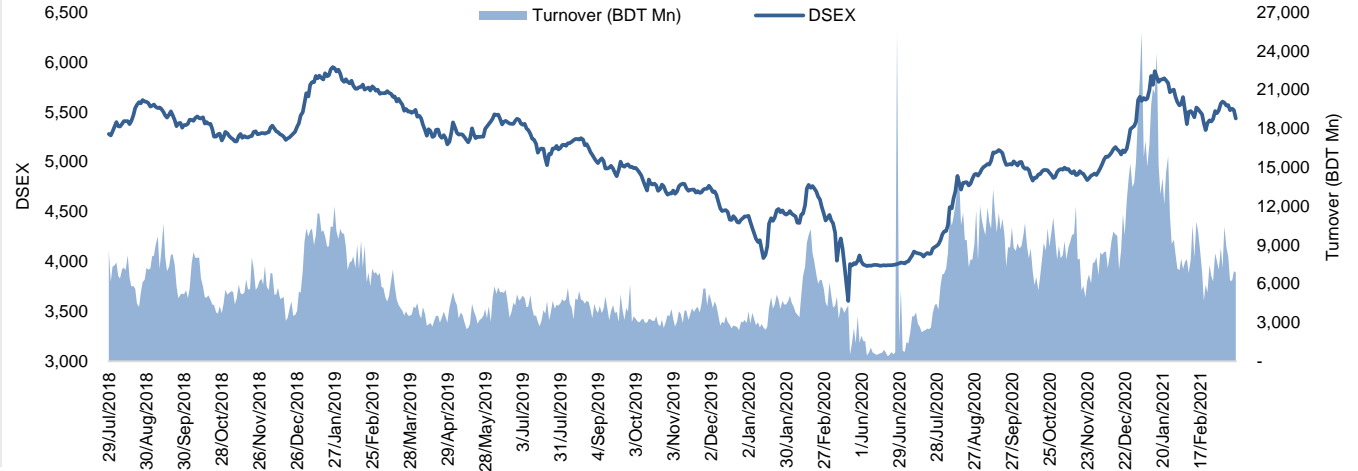


The market closed in red today. The benchmark index DSEX (-1.48%) lost 81.71 points and closed at 5,434.69. The blue-chip index DS30 (-1.80%), the Shariah-based index DSES (-1.11%), and the large-cap index CDSET (-1.64%) closed at 2,073.89, 1,247.68, and 1,157.25 points, respectively. All the large-cap sectors posted negative performance today. NBF1 experienced the highest loss of 2.33% followed by Engineering (-2.01%), Telecommunication (-1.49%), Food & Allied (-1.32%), Pharmaceutical (-1.20%), Bank (-1.19%), and Fuel & Power (-0.77%), respectively. Block trades contributed 9.4% of the overall market turnover. Bangladesh Export Import Company Ltd. (-5.3%) was the most traded share with a turnover of BDT 823 million.



Index	Closing	Opening	Point Δ	%Δ	YTD %Δ
DSEX	5,434.69	5,516.41	-81.71	-1.48%	+0.6%
DS30	2,073.89	2,111.87	-37.98	-1.80%	+5.6%
DSES	1,247.68	1,261.65	-13.97	-1.11%	+0.4%
CDSE1	1,157.25	1,176.58	-19.33	-1.64%	+3.0%

	Advanced	Declined	Unchanged	Total
All Category	29	239	92	360
A Category (Equity)	17	178	69	264
B Category (Equity)	4	35	19	58
N Category (Equity)	0	8	0	8
Z Category (Equity)	8	18	4	30
Mutual Funds	0	29	8	37
Corporate Bonds	0	0	0	0

		Today	Last Day	Daily %Δ
Mcap	Mn BDT	4,720,976	4,785,142	-1.3%
	Mn USD	55,567	56,322	
Turnover	Mn BDT	6,844	6,980	-2.0%
	Mn USD	81	82	
Volume	Mn Shares	167	189	-11.8%
No. of Trade		159,157	161,261	-1.3%

Md. Rafiqul Islam Research Associate (880) 1708805229 mrafiqulislam@bracepl.com	Md Mahirul Quddus Research Associate (880) 1709636546 mmahirul.quddus@bracepl.com
---	---

Figure: Sectorial Turnover (BDT Mn)

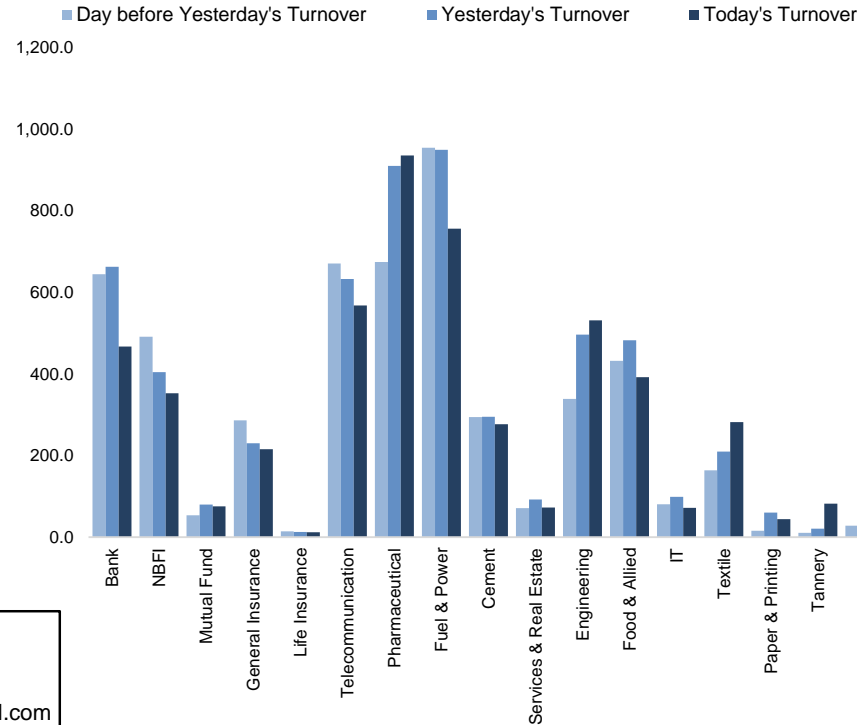
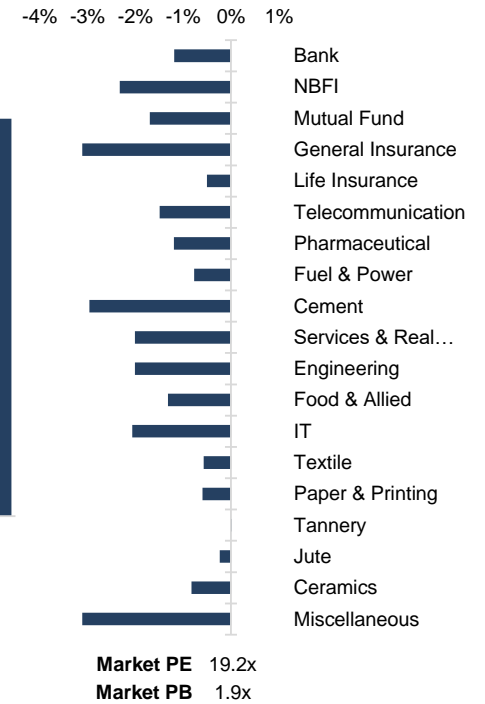


Figure: Sectorial Mcap Change



Sector Index	Closing	Opening	Points Δ	%Δ	No. of Companies	Mcap (BDT Mn)	% of Total Mcap	Turnover (BDT Mn)	% of Total Turnover	PE	PB	Top Twenty Market Cap	Mcap (BDT Mn)	% of Total Mcap	Turnover (BDT Mn)	PE	PB
Bank	1,314	1,330	-15.81	-1.19%	30	561,225	13.5%	466.9	7.5%	7.7x	0.7x	GP	464,638	11.2%	49.2	13.0x	12.5x
NBFI	1,809	1,852	-43.07	-2.33%	23	178,697	4.3%	352.0	5.7%	65.9x	3.0x	WALTONHIL	383,295	9.2%	111.1	50.2x	7.2x
Mutual Fund	814	828	-14.04	-1.70%	37	36,956	0.9%	75.1	1.2%	NM	0.7x	BATBC	287,496	6.9%	119.0	26.4x	7.7x
General Insurance	3,049	3,147	-97.89	-3.11%	37	79,706	1.9%	215.6	3.5%	16.3x	1.6x	ROBI	244,088	5.9%	363.1	NM	3.7x
Life Insurance	2,000	2,010	-10.11	-0.50%	12	54,845	1.3%	12.1	0.2%	NM	NM	SQRPHARMA	189,169	4.6%	146.0	13.3x	2.3x
Telecommunication	6,175	6,268	-93.32	-1.49%	3	737,485	17.8%	567.4	9.2%	20.0x	6.7x	UPGDCL	158,547	3.8%	45.2	19.6x	5.7x
Pharmaceutical	3,325	3,365	-40.21	-1.20%	31	609,900	14.7%	934.6	15.1%	21.1x	2.6x	RENATA	115,496	2.8%	11.4	26.1x	5.0x
Fuel & Power	1,667	1,680	-12.89	-0.77%	22	449,491	10.8%	755.3	12.2%	13.2x	1.4x	BERGERPBL	82,001	2.0%	22.0	33.2x	8.4x
Cement	1,600	1,648	-48.75	-2.96%	7	96,537	2.3%	276.7	4.5%	26.6x	2.3x	BXPHARMA	80,568	1.9%	299.7	20.1x	2.5x
Services & Real Estate	1,068	1,090	-21.88	-2.01%	8	42,236	1.0%	72.5	1.2%	NM	0.9x	ICB	76,391	1.8%	6.3	28.2x	1.7x
Engineering	4,400	4,490	-90.20	-2.01%	42	552,191	13.3%	531.0	8.6%	34.3x	2.7x	BEXIMCO	67,652	1.6%	823.5	NM	1.1x
Food & Allied	20,129	20,398	-268.75	-1.32%	20	381,025	9.2%	392.0	6.3%	34.6x	8.1x	MARICO	66,052	1.6%	9.2	22.0x	39.4x
IT	2,103	2,148	-44.34	-2.06%	11	25,260	0.6%	72.1	1.2%	25.3x	1.9x	LHBL	62,482	1.5%	219.6	26.5x	3.6x
Textile	1,023	1,029	-5.85	-0.57%	56	106,724	2.6%	281.8	4.5%	NM	0.7x	BRACBANK	55,554	1.3%	53.7	13.1x	1.2x
Paper & Printing	5,377	5,410	-32.14	-0.59%	4	15,127	0.4%	43.7	0.7%	63.3x	1.1x	SUMITPOWER	48,482	1.2%	154.8	8.8x	1.4x
Tannery	1,678	1,677	+0.34	+0.02%	6	18,326	0.4%	82.0	1.3%	NM	1.8x	ISLAMIBANK	45,080	1.1%	26.2	8.0x	0.7x
Jute	9,612	9,635	-22.49	-0.23%	3	2,353	0.1%	49.3	0.8%	NM	15.1x	DUTCHBANGL	36,740	0.9%	12.1	6.7x	1.1x
Ceramics	441	445	-3.67	-0.82%	5	22,581	0.5%	43.8	0.7%	57.3x	1.5x	OLYMPIC	34,849	0.8%	7.0	17.0x	4.2x
Miscellaneous	3,426	3,535	-109.90	-3.11%	13	173,990	4.2%	973.0	15.7%	53.1x	1.9x	UNILEVERCL	34,444	0.8%	6.8	65.1x	23.2x
												TITASGAS	32,249	0.8%	9.0	9.4x	0.5x

Top Ten Gainers	Close Price (BDT)	Δ%	Turnover (BDT Mn)	PE	PB
AZIZPIPES	117.9	+10.0%	73.4	NM	NM
LEGACYFOOT	69.1	+9.9%	67.8	NM	6.6x
STYLECRAFT	158.5	+8.3%	62.6	NM	6.7x
DESHBANDHU	11.0	+5.8%	27.5	NM	1.1x
ARAMIT	270.8	+3.3%	10.8	NM	1.9x
FAREASTFIN	4.0	+2.6%	0.2	NM	3.5x
JMISMDL	375.1	+2.5%	50.3	68.6x	3.1x
ARAMITCEM	29.5	+2.4%	8.7	NM	1.2x
PADMAOIL	198.2	+2.3%	7.6	7.7x	1.2x
INTECH	33.1	+2.2%	5.3	NM	3.0x

Top Twenty Free Float Mcap	Free Float Mcap (BDT Mn)	% of Total Free Float Mcap	PE	PB
SQRPHARMA	123,773	8.6%	13.3x	2.3x
BATBC	76,043	5.3%	26.4x	7.7x
RENATA	56,385	3.9%	26.1x	5.0x
BXPHARMA	56,252	3.9%	20.1x	2.5x
BEXIMCO	46,984	3.3%	NM	1.1x
GP	46,464	3.2%	13.0x	12.5x
BRACBANK	29,864	2.1%	13.1x	1.2x
ROBI	24,287	1.7%	NM	3.7x
LHBL	22,069	1.5%	26.5x	3.6x
ISLAMIBANK	21,945	1.5%	8.0x	0.7x
OLYMPIC	21,140	1.5%	17.0x	4.2x
EBL	20,915	1.5%	6.4x	1.1x
BEACONPHAR	20,066	1.4%	47.5x	6.0x
SUMITPOWER	17,836	1.2%	8.8x	1.4x
CITYBANK	17,396	1.2%	8.3x	0.9x
PUBALIBANK	16,978	1.2%	10.4x	0.7x
NBL	15,872	1.1%	6.4x	0.4x
UPGDCL	15,855	1.1%	19.6x	5.7x
ALARABANK	13,309	0.9%	6.3x	1.0x
IFIC	12,580	0.9%	10.7x	0.7x

Most Traded Share	Close Price (BDT)	Δ%	Turnover (BDT Mn)	PE	PB
BEXIMCO	77.2	-5.3%	823.5	NM	1.1x
ROBI	46.6	-3.3%	363.1	NM	3.7x
BXPHARMA	180.6	-1.6%	299.7	20.1x	2.5x
LANKABAFIN	32.1	-5.0%	222.7	24.3x	1.8x
LHBL	53.8	-3.9%	219.6	26.5x	3.6x
GBBPOWER	31.7	+1.0%	163.4	23.4x	1.6x
BSCCL	174.4	-2.9%	155.0	25.8x	4.3x
SUMITPOWER	45.4	-3.0%	154.8	8.8x	1.4x
SQRPHARMA	213.4	-0.4%	146.0	13.3x	2.3x
LRBDL	43.1	-6.9%	135.4	29.0x	1.2x

Top Ten Losers	Close Price (BDT)	Δ%	Turnover (BDT Mn)	PE	PB
PEOPLESINS	31.9	-7.0%	6.4	12.8x	1.1x
LRBDL	43.1	-6.9%	135.4	29.0x	1.2x
FINEFOODS	58.1	-6.9%	53.1	NM	5.5x
REPUBLIC	43.4	-6.5%	13.6	19.4x	2.8x
SSSTEEL	18.5	-6.1%	65.3	9.8x	1.1x
BAYLEASING	21.7	-6.1%	8.5	11.7x	1.1x
RUPALIINS	28.5	-5.9%	10.8	16.2x	1.3x
SPCL	79.2	-5.9%	52.3	14.9x	2.1x
ISLAMIINS	36.5	-5.9%	6.3	19.8x	2.5x
AGRANINS	33.2	-5.7%	27.8	19.3x	1.8x

Block Trade	Maximum Price (BDT)	Minimum Price (BDT)	Turnover (BDT Mn)	Quantity ('000)	No. of
ACFL	32.0	32.0	0.5	17	1
BATBC	535.0	530.0	266.3	502	2
BEACONPHAR	121.0	121.0	0.6	5	1
BEXIMCO	85.0	79.9	4.7	57	2
BRACBANK	41.8	41.8	49.5	1,184	4
CENTRALINS	55.1	55.0	2.7	49	2
DBH	83.4	83.4	0.5	6	1
GBBPOWER	31.0	31.0	13.7	442	8
GENEXIL	49.6	49.6	0.7	15	1
GP	344.0	344.0	6.9	20	1

Block Trade	Maximum Price (BDT)	Minimum Price (BDT)	Turnover (BDT Mn)	Quantity ('000)	No. of Trade
KOHINOOR	450.0	445.0	2.1	5	2
KPCL	40.8	40.8	0.5	12	1
PEOPLESINS	37.2	37.2	1.4	38	1
ROBI	47.9	47.9	0.5	11	1
SAMATALETH	96.3	96.3	0.5	5	1
SIMTEX	14.6	14.6	1.1	73	1
UNILEVERCL	2,940.0	2,940.0	294.0	100	1
WMSHIPYARD	10.4	10.4	0.5	48	1
Total			646.7		32

Important DSE News
SAMORITA

The Company has informed that the Board of Directors has taken decision to purchase a land measuring 4.12 Kathas including one 5 storied old building and one 4 storied old building at Holding No. 90, East Rajabazar, Dhaka. Mouza: Razabazar, Thana: Shar-e-Bangla Nagar (Shabek Tejgaon), District: Dhaka approximately 11,137 sft. Adjacent to Samorita Hospital premises at a cost of BDT 5.00 crore only excluding registration and other related expenses. The entire amount will be financed by the Southeast Bank Ltd., Dhanmondi Branch, Dhaka. The property will be used for future expansion of hospital services.

PRIMEFIN

The Company has informed that the Board of Directors has approved revaluation report of the 15 katha land at 10, Panthapath, Dhaka. The amount of land has been increased from Tk. 305,151,022.00 to Tk. 900,000,000.00. Revaluation surplus was Tk. 594,848,978.00.

BBSCABLES

The Company has informed that Engr. Mohammad Badrul Hassan has been appointed as Managing Director and Engr. Md. Abu Noman Howlader has been appointed as Chairman of the Company with effect from April 01, 2021.

POWERGRID

Bangladesh Power Development Board (BPDB), one of the Corporate Sponsors of the Company, has expressed its intention to sell 3,43,53,441 shares out of its total holding of 56,89,06,308 Shares of the Company at prevailing market price (in the Public Market) through Stock Exchange (DSE) within April 29, 2021.

CNW

Trading of the shares of NRB Commercial Bank Limited will commence at DSE from March 22, 2021 under 'N' category. DSE Trading Code for NRB Commercial Bank Limited is "NRBCBANK" and DSE Company Code is 11150.

SPCL

Mr. A. K. M Badiul Alam, one of the Directors of the Company has expressed his intention to transfer 20,00,000 shares out of his total holding of 1,30,64,035 shares to his son Mr. Manshood Alam, by way of gift outside the trading system of the Exchange within 30 working days from the date of issuance of approval letter by DSE.

LHBL

Refer to their earlier news disseminated by DSE on 04.02.2021 and 11.02.2021 regarding Issuance of a Notice of Arbitration against Jalalabad Gas Transmission and Distribution Systems Ltd. (JGTDS), the Company has further informed that on February 22, 2021, the Company submitted a Bank Guarantee for BDT 86,03,34,092.00, the disputed amount from September 2015 till January 2021, to the Registrar of the High Court Division of the Supreme Court of Bangladesh. On March 7, 2021, JGTDS filed C.P.L.A. No. 694 of 2021 before the Appellate Division, Honorable Supreme Court of Bangladesh (the "Appellate Division"), against the order dated February 07, 2021 passed by the Honorable High Court Division of the Supreme Court of Bangladesh in Arbitration Application No. 05 of 2021. A hearing was held before the Judge-in-Chamber in the Appellate Court, on March 14, 2021 and the matter was referred to the regular bench of the Honorable Supreme Court of Bangladesh. A hearing was held before the regular bench of the Appellate Division on March 18, 2021, and the Honorable Appellate Division pronounced an order maintaining status quo passed by the High Court Division in the order dated February 07, 2021 subject to certain conditions regarding payment of the disputed amount. They are waiting for the certified copy of the order passed by the Appellate Division for further details. The Arbitration process that the Company has started shall continue in the normal course.

Upcoming Corporate Events

DSE Ticker	Right Share	Dividend		Event	Date
		Stock	Cash		
UNILEVERCL	-	0.0%	440.0%	Record Date	23-Mar-21
LHBL	-	0%	10.0%	Record Date	24-Mar-21
DUTCHBANGL	-	15.0%	15.0%	Record Date	28-Mar-21
VAMLRBBF	-	0.0%	1.6%	Record Date	28-Mar-21
PARAMOUNT	-	20.0%	0.0%	Record Date	1-Apr-21
RELIANCINS	-	0.0%	25.0%	Record Date	4-Apr-21
SHAHJABANK	-	5.0%	7.0%	Record Date	4-Apr-21
UNITEDINS	-	0.0%	11.0%	Record Date	4-Apr-21
LANKABAFIN	-	0.0%	12.0%	Record Date	5-Apr-21

Disclaimer: This report has been prepared by BRAC EPL Stock Brokerage Ltd and is provided for information purposes. It is not, under any circumstances, to be used or considered as an offer to sell, or a solicitation of any offer to buy. Reasonable care has been taken to ensure that the information is not untrue and misleading. BRAC EPL Stock Brokerage Ltd makes no representation or warranty as to the accuracy or completeness of such information. All opinions and estimates included in this report constitute our judgment as of this date and are subject to change without notice.