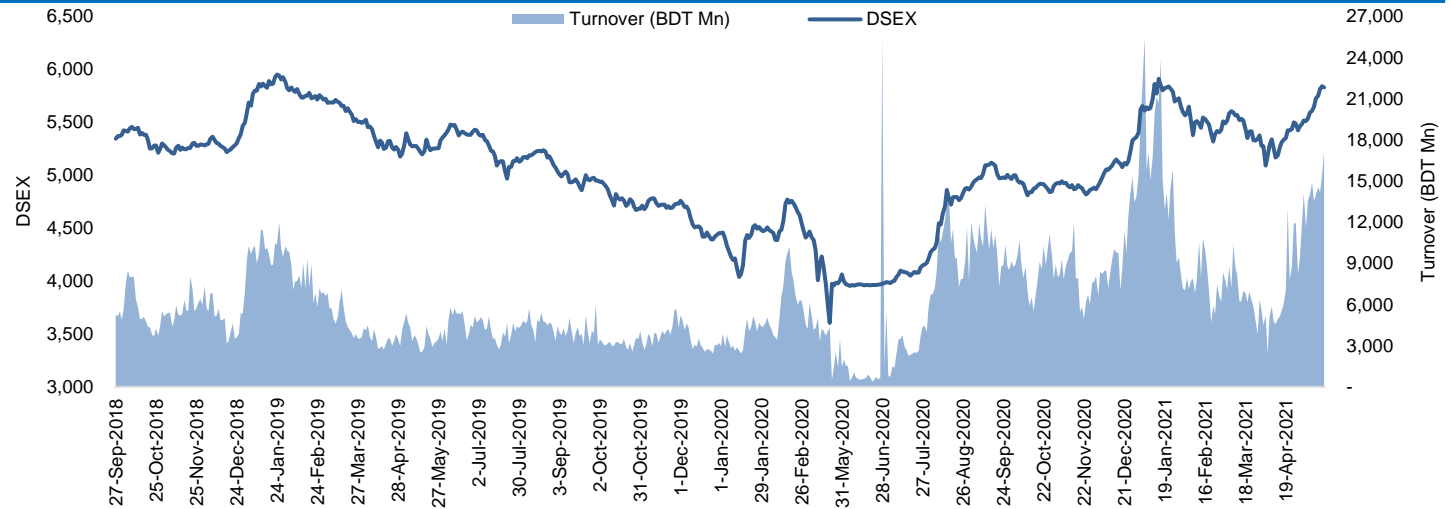


Daily Market Update

The market closed in red today. The benchmark index DSEX (-0.19%) lost 10.85 points and closed at 5,829.23. The blue-chip index DS30 (-0.20%), the Shariah-based index DSES (-0.31%), and the large-cap index CDSET (-0.24%) closed at 2,194.80, 1,281.14, and 1,229.14 points, respectively. All the large-cap sectors posted negative performance today except Pharmaceutical (+0.16%) and Food & Allied (+2.14%). NBF1 experienced the highest loss of 2.16% followed by Engineering (-1.18%), Fuel & Power (-0.88%), Telecommunication (-0.73%), and Bank (-0.72%), respectively. Block trades contributed 8.1% of the overall market turnover. Bangladesh Export Import Company Ltd. (+0.6%) was the most traded share with a turnover of BDT 1,145 million.



Index	Closing	Opening	Point Δ	%Δ	YTD %Δ
DSEX	5,829.23	5,840.09	-10.85	-0.19%	+7.9%
DS30	2,194.80	2,199.30	-4.50	-0.20%	+11.8%
DSES	1,281.14	1,285.09	-3.95	-0.31%	+3.1%
CDSET	1,229.14	1,232.14	-3.00	-0.24%	+9.4%

	Advanced	Declined	Unchanged	Total
All Category	103	215	47	365
A Category (Equity)	68	167	32	267
B Category (Equity)	19	27	13	59
N Category (Equity)	6	5	0	11
Z Category (Equity)	10	16	2	28
Mutual Funds	3	25	8	36
Corporate Bonds	1	0	1	2

	Today	Last Day	Daily %Δ	
Mcap	Mn BDT	4,949,551	4,964,614	-0.3%
	Mn USD	58,257	58,435	
Turnover	Mn BDT	17,196	15,346	+12.1%
	Mn USD	202	181	
Volume	Mn Shares	574	591	-2.9%
No. of Trade		244,463	272,940	-10.4%

Figure: Sectorial Turnover (BDT Mn)

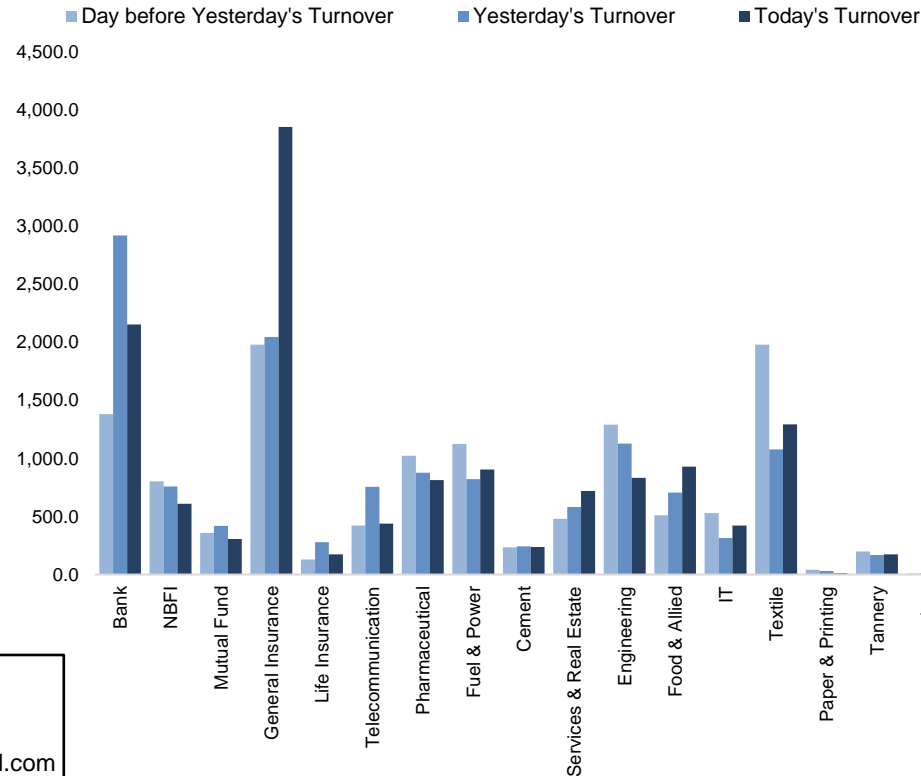
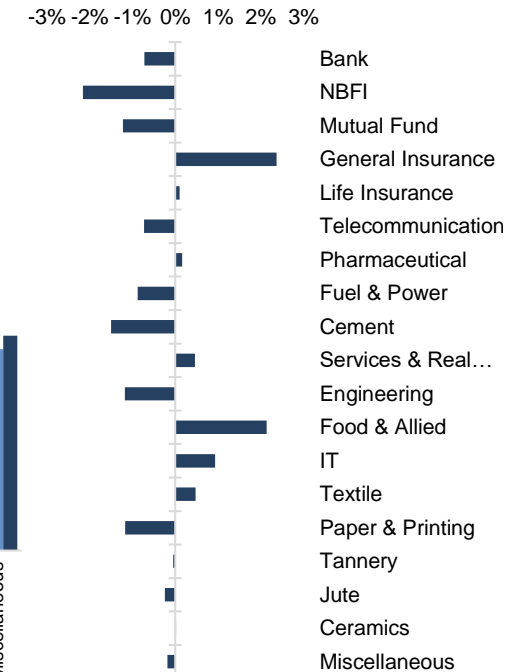


Figure: Sectorial Mcap Change



Market PE 19.0x
Market PB 1.8x

Md. Rafiqul Islam Research Associate (880) 1708805229 mrafiqulislam@bracepl.com	Md Mahirul Quddus Research Associate (880) 1709636546 mmahirul.quddus@bracepl.com
---	---

Sector Index	Closing	Opening	Points Δ	%Δ	No. of Companies	Mcap (BDT Mn)	% of Total Mcap	Turnover (BDT Mn)	% of Total Turnover	PE	PB	Top Twenty Market Cap	Mcap (BDT Mn)	% of Total Mcap	Turnover (BDT Mn)	PE	PB
Bank	1,458	1,469	-10.63	-0.72%	31	630,025	14.4%	2,151.9	13.6%	8.2x	0.8x	GP	464,503	10.6%	35.1	13.1x	7.6x
NBFI	1,923	1,966	-42.48	-2.16%	23	188,948	4.3%	609.0	3.9%	49.1x	3.0x	WALTONHIL	380,932	8.7%	40.0	49.8x	7.2x
Mutual Fund	956	968	-11.80	-1.22%	37	43,156	1.0%	305.4	1.9%	NM	0.8x	BATBC	307,800	7.0%	686.8	28.3x	3.0x
General Insurance	4,641	4,534	+107.43	+2.37%	38	120,039	2.7%	3,851.8	24.4%	22.9x	2.3x	ROBI	252,992	5.8%	319.9	NM	3.8x
Life Insurance	2,173	2,171	+2.16	+0.10%	12	59,404	1.4%	172.8	1.1%	NM	NM	SQURPHARMA	189,169	4.3%	134.7	13.0x	2.2x
Telecommunication	6,345	6,391	-46.35	-0.73%	3	745,447	17.1%	436.6	2.8%	19.3x	5.5x	UPGDCL	162,547	3.7%	56.5	16.8x	5.4x
Pharmaceutical	3,430	3,425	+5.60	+0.16%	31	624,996	14.3%	811.8	5.1%	21.1x	2.6x	RENATA	127,920	2.9%	108.8	27.8x	5.3x
Fuel & Power	1,708	1,723	-15.19	-0.88%	22	456,704	10.5%	904.7	5.7%	12.5x	1.4x	BERGERPBL	81,824	1.9%	38.0	33.1x	8.4x
Cement	1,836	1,864	-28.00	-1.50%	7	107,799	2.5%	236.2	1.5%	22.1x	2.3x	BXPBARMA	81,505	1.9%	169.1	17.9x	2.3x
Services & Real Estate	1,115	1,110	+5.14	+0.46%	8	43,322	1.0%	718.4	4.5%	NM	0.9x	ICB	79,776	1.8%	13.4	38.5x	1.8x
Engineering	4,570	4,624	-54.60	-1.18%	42	557,813	12.8%	830.6	5.3%	35.8x	2.7x	BEXIMCO	75,363	1.7%	1,145.2	20.7x	1.2x
Food & Allied	22,190	21,725	+464.96	+2.14%	20	401,499	9.2%	929.7	5.9%	36.8x	3.6x	BRACBANK	69,052	1.6%	92.8	14.3x	1.4x
IT	2,399	2,377	+22.18	+0.93%	11	28,483	0.7%	421.3	2.7%	28.5x	2.1x	MARICO	66,893	1.5%	13.9	21.5x	40.9x
Textile	1,081	1,075	+5.10	+0.47%	56	112,748	2.6%	1,291.2	8.2%	NM	0.8x	LHBL	65,618	1.5%	163.9	22.9x	3.6x
Paper & Printing	5,128	5,189	-60.72	-1.17%	4	14,445	0.3%	9.9	0.1%	39.0x	1.0x	SUMITPOWER	48,482	1.1%	150.0	8.6x	1.3x
Tannery	1,746	1,747	-0.82	-0.05%	6	19,053	0.4%	172.6	1.1%	NM	1.8x	ISLAMIBANK	48,300	1.1%	48.0	10.0x	0.8x
Jute	9,122	9,144	-22.13	-0.24%	3	2,249	0.1%	10.6	0.1%	NM	14.4x	OLYMPIC	35,509	0.8%	30.6	17.1x	4.0x
Ceramics	513	512	+0.12	+0.02%	5	26,018	0.6%	86.4	0.5%	56.2x	1.7x	UNILEVERCL	34,019	0.8%	2.1	72.1x	22.9x
Miscellaneous	3,707	3,713	-6.64	-0.18%	14	186,971	4.3%	1,848.3	11.7%	28.4x	1.9x	TITASGAS	33,930	0.8%	8.4	9.4x	0.5x
												EBL	32,813	0.8%	10.3	7.2x	0.9x

Top Ten Gainers	Close Price (BDT)	Δ%	Turnover (BDT Mn)	PE	PB
STANDARINS	52.8	+10.0%	103.0	30.2x	2.8x
CITYGENINS	44.1	+10.0%	279.0	20.0x	2.6x
INDEXAGRO	84.9	+10.0%	44.6	58.6x	1.5x
CRYSTALINS	67.8	+9.9%	371.5	14.0x	3.2x
MAKSONSPIN	16.8	+9.8%	226.7	NM	0.9x
MIRACLEIND	36.0	+9.8%	94.8	NM	1.1x
NRBCBANK	25.9	+9.7%	98.7	10.9x	1.5x
MERCINS	51.7	+9.5%	212.5	29.1x	2.7x
JANATAINS	43.3	+8.5%	57.8	33.5x	2.9x
PRIMEBANK	25.6	+8.5%	721.3	10.1x	1.0x

Top Twenty Free Float Mcap	Free Float Mcap (BDT Mn)	% of Total Free Float Mcap	PE	PB
SQURPHARMA	123,773	8.0%	13.0x	2.2x
BATBC	81,413	5.3%	28.3x	3.0x
RENATA	62,451	4.0%	27.8x	5.3x
BXPBARMA	56,907	3.7%	17.9x	2.3x
BEXIMCO	52,340	3.4%	20.7x	1.2x
GP	46,450	3.0%	13.1x	7.6x
BRACBANK	37,122	2.4%	14.3x	1.4x
ROBI	25,173	1.6%	NM	3.8x
ISLAMIBANK	23,513	1.5%	10.0x	0.8x
LHBL	23,176	1.5%	22.9x	3.6x
EBL	22,910	1.5%	7.2x	0.9x
OLYMPIC	21,540	1.4%	17.1x	4.0x
BEACONPHAR	20,389	1.3%	48.3x	6.1x
CITYBANK	19,125	1.2%	6.1x	0.9x
SUMITPOWER	17,836	1.2%	8.6x	1.3x
PRIMEBANK	17,676	1.1%	10.1x	1.0x
PUBALIBANK	17,330	1.1%	6.8x	0.7x
NBL	16,506	1.1%	6.7x	0.4x
UPGDCL	16,255	1.0%	16.8x	5.4x
ALARABANK	14,176	0.9%	9.5x	1.1x

Most Traded Share	Close Price (BDT)	Δ%	Turnover (BDT Mn)	PE	PB
BEXIMCO	86.0	+0.6%	1,145.2	20.7x	1.2x
PRIMEBANK	25.6	+8.5%	721.3	10.1x	1.0x
BATBC	570.0	+2.8%	686.8	28.3x	3.0x
SAIFPOWER	27.0	+7.1%	661.2	32.0x	1.7x
NFML	35.3	-3.3%	481.2	66.0x	2.6x
CRYSTALINS	67.8	+9.9%	371.5	14.0x	3.2x
PIONEERINS	104.7	-3.6%	339.8	14.1x	2.2x
ROBI	48.3	-1.8%	319.9	NM	3.8x
CITYGENINS	44.1	+10.0%	279.0	20.0x	2.6x
LANKABAFIN	34.5	-2.3%	273.3	19.1x	1.9x

Top Ten Losers	Close Price (BDT)	Δ%	Turnover (BDT Mn)	PE	PB
BIFC	4.2	-6.7%	0.2	NM	NM
PREMIERLEA	7.0	-5.4%	5.4	35.3x	0.4x
FASFIN	5.6	-5.1%	9.0	NM	NM
FAREASTFIN	3.8	-5.0%	0.5	NM	3.3x
MIDASFIN	19.5	-4.9%	6.3	9.3x	1.7x
IMAMBUTTON	21.9	-4.4%	0.6	NM	4.6x
UNITEDFIN	16.7	-4.0%	21.8	15.3x	1.0x
BNICL	140.1	-4.0%	20.7	50.6x	6.6x
CAPMBDBLMF	9.8	-3.9%	12.0	NM	1.2x
1STPRIMFMF	19.9	-3.9%	7.0	NM	1.9x

Block Trade	Maximum Price (BDT)	Minimum Price (BDT)	Turnover (BDT Mn)	Quantity ('000)	No. of
ADVENT	22.7	22.7	3.5	153	1
ASIAINS	112.5	105.0	7.3	68	2
BATBC	560.0	553.0	52.4	94	11
BDTHAI	26.5	26.5	0.7	25	1
BEXIMCO	88.0	80.3	1.2	14	2
BSRMLTD	80.4	80.4	0.8	10	1
CITYGENINS	44.0	44.0	0.8	18	1
CVOPRL	115.0	115.0	1.0	9	1
DACCADYE	13.5	13.5	1.4	100	1
DBH	72.6	72.6	2.2	30	2

Block Trade	Maximum Price (BDT)	Minimum Price (BDT)	Turnover (BDT Mn)	Quantity ('000)	No. of Trade
EGEN	53.0	53.0	1.8	34	1
ETL	9.2	9.2	0.7	81	1
FORTUNE	24.3	24.3	1.1	46	1
GENEXIL	64.0	57.0	24.2	392	6
GHAIL	16.8	16.8	0.8	50	1
HAKKANIPUL	73.9	73.9	1.0	14	2
IBP	17.3	17.3	0.7	40	1
ISLAMIBANK	30.0	30.0	780.0	26,000	18
KPCL	40.0	40.0	5.0	126	1
KTL	14.5	14.3	8.5	590	5
LANKABAFIN	35.6	35.5	3.6	100	3
LRGLOBMF1	7.4	7.4	1.1	155	1
MAKSONSPIN	15.0	15.0	1.2	80	1
MERCINS	51.5	51.5	8.8	170	3
METROSPIN	13.5	13.5	4.1	300	1
NAHEEACP	41.3	41.3	2.5	61	2
NRBCBANK	25.9	24.4	398.7	16,223	18
PEOPLESINS	42.5	42.5	0.5	12	1
PHENIXINS	55.6	54.5	1.6	29	2
PHPMF1	5.9	5.9	1.2	201	1
PRAGATIINS	70.5	70.5	8.8	125	2
PROGRESLIF	103.2	99.0	6.0	59	4
RAHIMAFOOD	245.0	241.5	1.9	8	2
RDFOOD	25.5	25.0	11.8	464	5
SAIFPOWER	25.5	22.8	7.6	305	4
SUMITPOWER	47.5	47.5	28.5	599	3
UCB	16.3	16.3	13.9	850	1
VAMLBDMF1	8.9	8.9	0.6	63	1
Total			1,397.2		115

Important DSE News
MHSML

(Q3 Un-audited): EPS was Tk. 0.49 for January-March 2021 as against Tk. (0.26) for January-March 2020; EPS was Tk. 0.12 for July 2020-March 2021 as against Tk. (0.88) for July 2019-March 2020. NOCFPS was Tk. (5.00) for July 2020-March 2021 as against Tk. (3.21) for July 2019-March 2020. NAV per share was Tk. 14.08 as on March 31, 2021 and Tk. 14.01 as on June 30, 2020.

BRACBANK

The Company has informed that they will organize a disclosure program on its un-audited First Quarter (Q1) Financial Statements of 2021 on May 24, 2021 at 08:00 pm through Digital Platform. The concerned Shareholders, Research Analysts, and Financial Reporters are welcome to participate and ask questions at this event via live webcast facility at the web link: <https://tinyurl.com/bracbankq12021>. To ask questions during the event, please login using the case-sensitive Username: BRAC & Password: brac123. You may also send questions via email to earningsdisclosure@bracbank.com on or by 4:00 PM on the above-mentioned date. Name, Designation, Organization Name and Contact Number have to be included when sending the questions via email.

Upcoming Corporate Events

DSE Ticker	Right Share	Dividend		Event	Date
		Stock	Cash		
ABBANK	-	5.0%	0.0%	Record Date	19-May-21
BNICL	-	0.0%	15.0%	Record Date	19-May-21
CONTININS	-	4.0%	6.0%	Record Date	20-May-21
ISLAMIBANK	-	0.0%	10.0%	Record Date	20-May-21
NITOLINS	-	0.0%	10.0%	Record Date	24-May-21
CITYGENINS	-	0.0%	10.0%	Record Date	24-May-21
EASTERNINS	-	0.0%	20.0%	Record Date	25-May-21
HEIDELBCEM	-	0.0%	20.0%	Record Date	25-May-21

Disclaimer: This report has been prepared by BRAC EPL Stock Brokerage Ltd and is provided for information purposes. It is not, under any circumstances, to be used or considered as an offer to sell, or a solicitation of any offer to buy. Reasonable care has been taken to ensure that the information is not untrue and misleading. BRAC EPL Stock Brokerage Ltd makes no representation or warranty as to the accuracy or completeness of such information. All opinions and estimates included in this report constitute our judgment as of this date and are subject to change without notice.