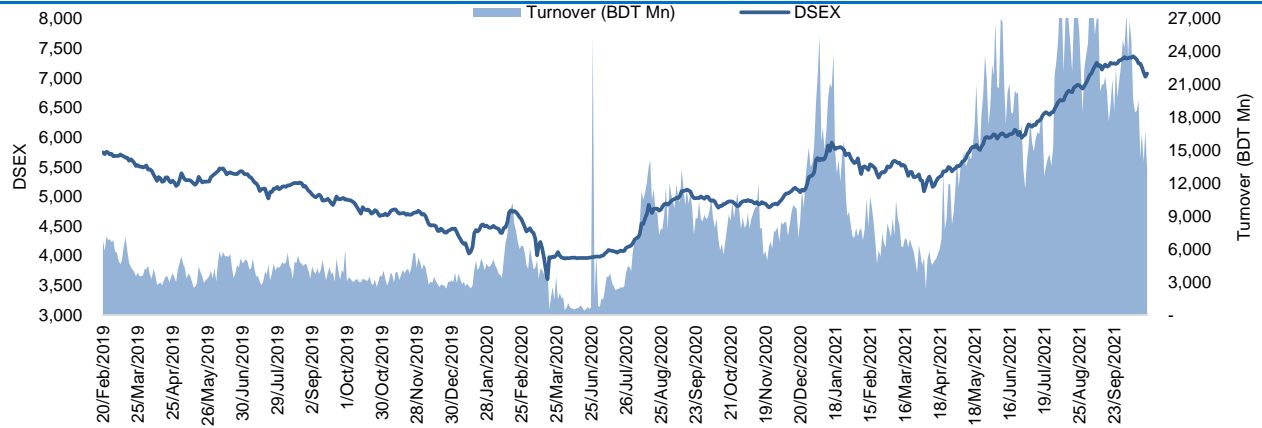


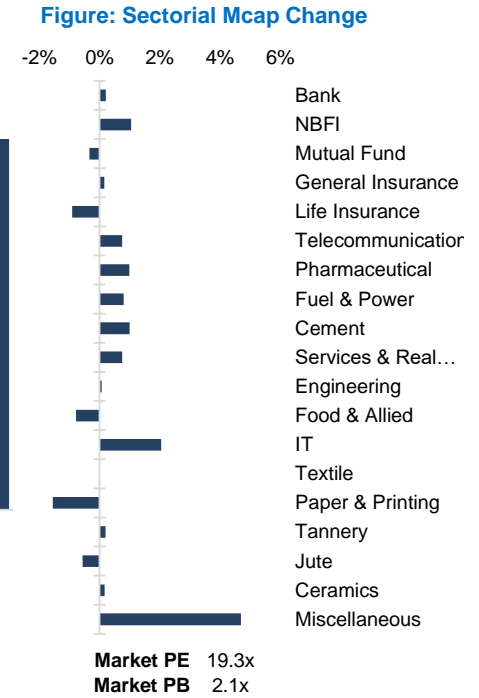
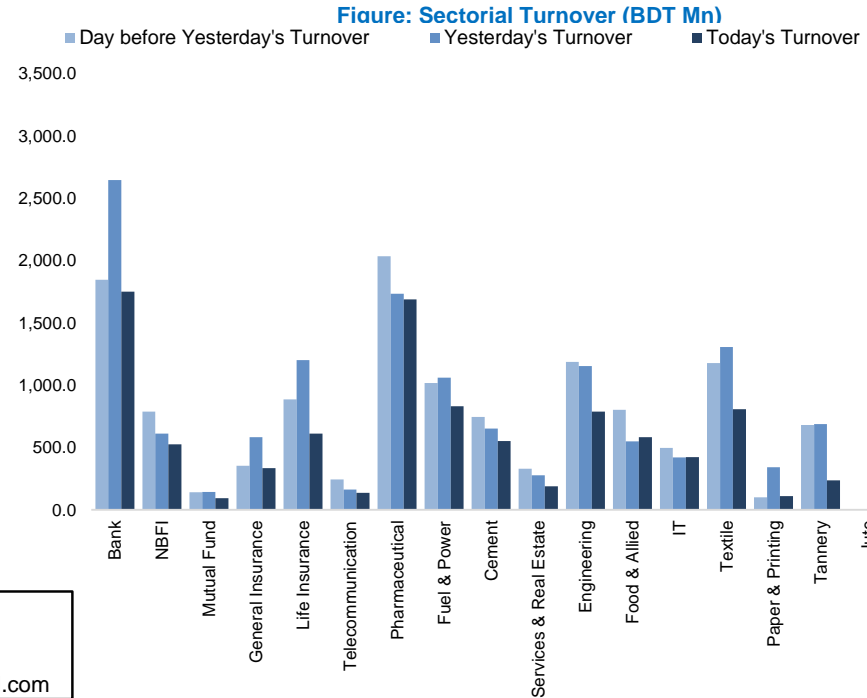
The market closed in green today. The benchmark index DSEX (+0.79%) gained 55.62 points and closed at 7,076.23. The blue-chip index DS30 (+1.63%), the Shariah-based index DSES (+0.88%), and the large-cap index CDSET (+1.39%) closed at 2,699.34, 1,518.16, and 1,441.41 points, respectively. All the large-cap sectors posted positive performance today. NBF1 booked the highest gain of 1.05% followed by Pharmaceutical (+0.99%), Fuel & Power (+0.80%), Telecommunication (+0.75%), Bank (+0.20%), Engineering (+0.07%), and Food & Allied (-0.78%), respectively. Block trades contributed 0.4% of the overall market turnover. Bangladesh Export Import Company Ltd. (+9.6%) was the most traded share with a turnover of BDT 2,856 million.



Index	Closing	Opening	Point Δ	%Δ	YTD %Δ
DSEX	7,076.23	7,020.61	+55.62	+0.79%	+31.0%
DS30	2,699.34	2,656.05	+43.29	+1.63%	+37.4%
DSES	1,518.16	1,504.92	+13.24	+0.88%	+22.2%
CDSET	1,441.41	1,421.64	+19.77	+1.39%	+28.4%

	Advanced	Declined	Unchanged	Total
All Category	153	179	42	374
A Category (Equity)	115	127	34	276
B Category (Equity)	18	33	6	57
N Category (Equity)	7	4	0	11
Z Category (Equity)	13	15	2	30
Mutual Funds	6	14	16	36
Corporate Bonds	0	1	0	1

		Today	Last Day	Daily %Δ
Mcap	Mn BDT	5,698,512	5,668,032	
	Mn USD	66,884	66,526	+0.5%
Turnover	Mn BDT	13,110	16,829	
	Mn USD	154	198	-22.1%
Volume	Mn Shares	273	357	-23.6%
No. of Trade		176,258	215,134	-18.1%



Anika Mafiz
Research Analyst
(880) 1708805206
anika.mafiz@bracepl.com

Fahim Hassan
Research Associate
(880) 1709636546
fahim.hassan@bracepl.com

Sector Index	Closing	Opening	Points Δ	%Δ	No. of Companies	Mcap (BDT Mn)	% of Total Mcap	Turnover (BDT Mn)	% of Total Turnover	PE	PB	Top Twenty Market Cap	Mcap (BDT Mn)	% of Total Mcap	Turnover (BDT Mn)	PE	PB
Bank	1,639	1,635	+3.35	+0.20%	32	717,243	14.1%	1,750.3	13.7%	8.2x	0.9x	GP	493,535	9.7%	24.8	13.5x	9.9x
NBFI	2,482	2,456	+25.79	+1.05%	23	245,656	4.8%	525.0	4.1%	21.3x	3.9x	BATBC	387,342	7.6%	425.0	28.7x	10.4x
Mutual Fund	966	969	-3.23	-0.33%	37	44,222	0.9%	92.0	0.7%	NM	0.9x	WALTONHIL	371,935	7.3%	8.2	22.6x	3.9x
General Insurance	5,224	5,216	+8.15	+0.16%	38	131,640	2.6%	333.0	2.6%	21.3x	2.4x	ROBI	207,946	4.1%	51.3	NM	3.2x
Life Insurance	2,939	2,966	-27.07	-0.91%	13	83,210	1.6%	610.8	4.8%	NM	NM	SQRPHARMA	207,252	4.1%	184.1	14.3x	2.4x
Telecommunication	6,223	6,177	+46.21	+0.75%	3	736,523	14.5%	135.5	1.1%	18.4x	6.0x	UPGDCL	170,894	3.4%	34.2	17.7x	5.6x
Pharmaceutical	4,106	4,066	+40.19	+0.99%	31	744,573	14.6%	1,688.5	13.2%	24.4x	3.0x	RENATA	140,335	2.8%	23.4	30.5x	5.8x
Fuel & Power	1,927	1,911	+15.29	+0.80%	23	533,262	10.5%	831.1	6.5%	14.2x	1.6x	BEXIMCO	136,706	2.7%	2,855.7	37.6x	2.1x
Cement	2,858	2,829	+28.21	+1.00%	7	154,902	3.0%	550.6	4.3%	22.1x	3.2x	ICB	109,752	2.2%	10.8	53.3x	2.5x
Services & Real Estate	1,367	1,357	+10.25	+0.76%	8	52,372	1.0%	188.0	1.5%	NM	1.1x	LHBL	102,433	2.0%	459.9	25.9x	5.3x
Engineering	4,968	4,964	+3.71	+0.07%	42	603,571	11.9%	788.7	6.2%	22.5x	2.3x	BXPBARMA	102,427	2.0%	376.1	22.4x	2.9x
Food & Allied	27,445	27,661	-215.97	-0.78%	20	488,934	9.6%	581.2	4.6%	36.3x	10.5x	BERGERPBL	82,409	1.6%	3.4	24.7x	7.1x
IT	3,392	3,324	+67.99	+2.05%	11	39,751	0.8%	423.0	3.3%	36.5x	2.8x	MARICO	72,711	1.4%	22.3	22.8x	26.8x
Textile	1,603	1,603	+0.06	+0.00%	58	168,498	3.3%	806.6	6.3%	NM	1.1x	BRACBANK	63,344	1.2%	18.2	10.9x	1.3x
Paper & Printing	7,143	7,256	-112.40	-1.55%	6	21,105	0.4%	110.4	0.9%	44.0x	1.5x	BEACONPHAR	50,843	1.0%	22.8	50.4x	9.7x
Tannery	3,170	3,163	+6.32	+0.20%	6	34,935	0.7%	235.3	1.8%	NM	3.4x	DUTCHBANGL	49,398	1.0%	11.7	9.1x	1.5x
Jute	8,411	8,459	-47.66	-0.56%	3	2,027	0.0%	4.5	0.0%	NM	14.7x	SUMITPOWER	49,336	1.0%	166.7	8.8x	1.4x
Ceramics	695	694	+1.19	+0.17%	5	33,044	0.6%	126.5	1.0%	37.6x	2.2x	ISLAMIBANK	48,300	0.9%	13.7	9.6x	0.8x
Miscellaneous	4,999	4,774	+224.26	+4.70%	14	252,247	5.0%	2,974.5	23.3%	33.3x	2.5x	POWERGRID	42,692	0.8%	166.6	19.8x	0.8x
												TITASGAS	40,360	0.8%	16.8	11.7x	0.6x

Top Ten Gainers	Close Price (BDT)	Δ%	Turnover (BDT Mn)	PE	PB
NRBCBANK	34.6	+9.8%	593.3	12.0x	2.3x
BEXIMCO	156.0	+9.6%	2,855.7	37.6x	2.1x
BEACHHATCH	19.7	+9.4%	5.7	NM	2.0x
ADVENT	31.4	+9.0%	108.1	27.1x	2.4x
GOLDENSON	18.5	+7.6%	56.3	NM	0.9x
SBACBANK	22.2	+6.7%	172.2	10.7x	1.7x
ZEALBANGLA	129.0	+5.1%	0.1	NM	NM
SPCL	112.4	+4.9%	105.8	19.6x	3.1x
SPCERAMICS	36.9	+4.8%	61.8	NM	1.2x
MAKSONSPIN	28.6	+4.8%	62.2	39.1x	1.5x

Top Twenty Free Float Mcap	Free Float Mcap (BDT Mn)	% of Total Free Float Mcap	PE	PB
SQRPHARMA	135,605	7.2%	14.3x	2.4x
BATBC	102,452	5.4%	28.7x	10.4x
BEXIMCO	94,942	5.0%	37.6x	2.1x
BXPBARMA	71,515	3.8%	22.4x	2.9x
RENATA	68,512	3.6%	30.5x	5.8x
GP	49,353	2.6%	13.5x	9.9x
LHBL	36,179	1.9%	25.9x	5.3x
BEACONPHAR	35,589	1.9%	50.4x	9.7x
BRACBANK	34,054	1.8%	10.9x	1.3x
EBL	24,775	1.3%	6.8x	1.2x
ISLAMIBANK	23,513	1.2%	9.6x	0.8x
OLYMPIC	21,030	1.1%	16.7x	3.9x
ROBI	20,691	1.1%	NM	3.2x
CITYBANK	20,200	1.1%	5.4x	1.0x
IFIC	18,901	1.0%	16.4x	1.0x
SUMITPOWER	18,151	1.0%	8.8x	1.4x
NBL	17,776	0.9%	8.3x	0.5x
PUBALIBANK	17,753	0.9%	6.4x	0.6x
UPGDCL	17,089	0.9%	17.7x	5.6x
ORIONPHARM	16,856	0.9%	34.5x	1.3x

Most Traded Share	Close Price (BDT)	Δ%	Turnover (BDT Mn)	PE	PB
BEXIMCO	156.0	+9.6%	2,855.7	37.6x	2.1x
IFIC	17.6	-0.6%	645.3	16.4x	1.0x
NRBCBANK	34.6	+9.8%	593.3	12.0x	2.3x
DELTA LIFE	213.1	-	532.1	NM	NM
ORIONPHARM	105.9	+0.8%	519.4	34.5x	1.3x
LHBL	88.2	+2.2%	459.9	25.9x	5.3x
BATBC	717.3	-1.1%	425.0	28.7x	10.4x
BXPBARMA	229.6	+3.4%	376.1	22.4x	2.9x
GENEXIL	140.9	+3.8%	343.1	46.2x	7.5x
FORTUNE	105.0	+1.4%	227.1	42.9x	6.8x

Top Ten Losers	Close Price (BDT)	Δ%	Turnover (BDT Mn)	PE	PB
MITHUNKNIT	14.2	-7.2%	0.9	NM	0.8x
USMANIAGL	55.6	-5.9%	0.4	NM	0.6x
WATACHEM	279.3	-5.2%	17.3	66.5x	4.6x
FASFIN	7.5	-5.1%	10.4	NM	NM
ESQUIRENIT	35.9	-4.8%	6.6	25.8x	1.0x
SHYAMPSUG	83.7	-4.7%	0.3	NM	NM
RNSPIN	6.2	-4.6%	6.3	NM	36.5x
AL-HAJTEX	53.9	-4.6%	5.6	NM	6.2x
BIFC	6.3	-4.5%	0.4	NM	NM
KTL	30.2	-4.4%	13.0	30.2x	1.8x

Block Trade	Maximum Price (BDT)	Minimum Price (BDT)	No. of Trade	Quantity ('000)	Turnover (BDT Mn)
SONALIPAPR	572.0	514.8	9.0	192	101.89
DELTA LIFE	207.0	205.0	7.0	289	59.39
BNICL	140.0	134.3	3.0	355	49.36
EASTERNINS	127.0	125.0	2.0	214	26.94
BEXIMCO	151.5	130.5	5.0	144	21.11
GENEXIL	144.9	136.0	4.0	119	16.34
GP	362.0	361.3	2.0	44	16.02
BATBC	725.0	720.0	2.0	20	14.48
AIL	61.0	61.0	2.0	181	11.04
GREENDEL MF	8.0	8.0	1.0	876	7.01

*NBFI Sector PE calculation methodology has been modified to reflect positive earnings only.

Block Trade	Maximum Price (BDT)	Minimum Price (BDT)	Turnover (BDT Mn)	Quantity ('000)	No. of Trade
SONALIPAPR	572.0	514.8	101.9	192	9
DELTALIFE	207.0	205.0	59.4	289	7
BNICL	140.0	134.3	49.4	355	3
EASTERNINS	127.0	125.0	26.9	214	2
BEXIMCO	151.5	130.5	21.1	144	5
GENEXIL	144.9	136.0	16.3	119	4
GP	362.0	361.3	16.0	44	2
BATBC	725.0	720.0	14.5	20	2
AIL	61.0	61.0	11.0	181	2
GREENDELMF	8.0	8.0	7.0	876	1
MBL1STMF	8.3	8.3	5.5	660	1
PTL	88.0	84.5	5.1	60	2
FORTUNE	101.0	101.0	5.1	50	1
NRBCBANK	28.5	28.5	4.2	147	1
EASTRNLUB	2,500.0	2,500.0	2.5	1	1
PHOENIXFIN	29.6	29.6	2.1	72	1
GBBPOWER	38.0	38.0	1.5	40	1
EGEN	60.0	60.0	1.2	20	1
BEACONPHAR	201.0	201.0	0.7	4	1
RNSPIN	5.9	5.9	0.6	100	1
SALVOCHEM	53.2	53.2	0.6	11	1
PREMIERLEA	10.9	10.9	0.5	50	1
Total			354.3		52

Upcoming Corporate Events

DSE Ticker	Right Share	Dividend		Event	Date
		Stock	Cash		
Summit Power Limited	-	0.0%	35.0%	Record Date	24-Oct-21
Apex Footwear Limited	-	5.0%	35.0%	Record Date	21-Oct-21
Deshbandhu Polymer Limited	-	0.0%	5.0%	Record Date	28-Oct-21
Apex Tannery Limited	-	0.0%	10.0%	Record Date	27-Oct-21
Index Agro Industries Limited	-	0.0%	25.0%	Record Date	31-Oct-21
Quasem Industries Ltd.	-	10.0%	0.0%	Record Date	3-Nov-21
Fortune Shoes Limited	-	5.0%	10.0%	Record Date	4-Nov-21
Far East Knitting & Dyeing Industries Limited	-	0.0%	10.0%	Record Date	11-Nov-21
Anwar Galvanizing Ltd.	-	10.0%	20.0%	Record Date	18-Nov-21
Envoy Textiles Limited	-	0.0%	5.0%	Record Date	15-Nov-21
Nahee Aluminum Composite Panel Ltd.	-	0.0%	10.0%	Record Date	10-Nov-21
Taufika Foods and Lovello Ice-cream PLC	-	0.0%	11.0%	Record Date	17-Nov-21
Bangladesh Lamps Limited	-	0.0%	20.0%	Record Date	10-Nov-21
MJL Bangladesh Limited	-	0.0%	55.0%	Record Date	17-Nov-21
Doreen Power Generations and Systems Limited	-	12.0%	13.0%	Record Date	9-Nov-21
Titas Gas Transmission & Dist. Co. Ltd.	-	0.0%	22.0%	Record Date	11-Nov-21

Important DSE News
WATACHEM

(Q3 Un-audited): EPS was Tk. 0.68 for January-March 2021 as against Tk. 2.04 for January-March 2020; EPS was Tk. 4.79 for July 2020-March 2021 as against Tk. 8.64 for July 2019-March 2020. NOCFPS was Tk. 3.42 for July 2020-March 2021 as against Tk. 2.85 for July 2019-March 2020. NAV per share was Tk. 60.24 as on March 31, 2021 and Tk. 59.02 as on June 30, 2020. The Company further informed that during pandemic COVID- 19 crisis, production and sales became totally frustrated. As a result, EPS of the third quarter of 2019-2020 was Tk. 8.64 whereas the third quarter EPS of 2020-2021 is Tk. 4.79. Sulphuric acid sales were increased by Tk. 7,83,89,953.00 against the same period of the previous year but on the otherhand sale of alum Sulphate, Zinc Sulphate and Magnesium Sulphate were decreased by Tk. 4,35,35,406.00, Tk. 14,16,84,000.00 and Tk. 11,01,40,000.00 respectively. But due to pandemic COVID- 19 disaster which is unavoidable and beyond their control, the Company unable to continue consistency in sales and production process. COGS thus decreased by Tk. 14,43,76,330.00. As a result, Net income after deduction of tax decreased by Tk. 5,70,35,767.00 which causes the significant deviation in EPS.

DBH

Refer to their earlier news disseminated by DSE on 16.06.2021 regarding Issuance of Non-Convertible Zero Coupon Bonds (Unsecured), the Company has further informed that BSEC has accorded consent for issuance of Non-Convertible Zero Coupon Bonds through private placement under following key features: i) Type of Issuance: Non-Convertible Zero Coupon Bonds ii) Issue Size: Up to BDT 3.0 Billion (in face value, in single or multiple tranches), Tenure: up to 4 years from the issue date and Purpose: To meet on-going financial requirements.

NCCBANK

(Q3 Un-audited): Consolidated EPS was Tk. 0.71 for July-September 2021 as against Tk. 0.56 for July-September 2020; Consolidated EPS was Tk. 2.04 for January-September 2021 as against Tk. 1.65 for January-September 2020. Consolidated NOCFPS was Tk. (2.80) for January-September 2021 as against Tk. 1.53 for January-September 2020. Consolidated NAV per share was Tk. 21.57 as on September 30, 2021 and Tk. 19.81 as on September 30, 2020.

MERCINS

Mr. M. Kamal Uddin one of the Sponsor Directors of the Company, has expressed his intention to sell his entire holding of 8,62,400 shares (in the Block Market) whereas Mr. Shajjad Mustafa another Director of the company has expressed his intention to buy 8,62,400 shares at prevailing market price (in the Block Market) through Stock Exchange (DSE) within October 31, 2021.

Disclaimer: This report has been prepared by BRAC EPL Stock Brokerage Ltd and is provided for information purposes. It is not, under any circumstances, to be used or considered as an offer to sell, or a solicitation of any offer to buy. Reasonable care has been taken to ensure that the information is not untrue and misleading. BRAC EPL Stock Brokerage Ltd makes no representation or warranty as to the accuracy or completeness of such information. All opinions and estimates included in this report constitute our judgment as of this date and are subject to change without notice.

SAIFPOWER

The Company has informed that a contact agreement has been signed between the Companies "Container Company of Bangladesh Limited" (CCBL) and "Saif Logistic Alliance Limited" (SLAL) on October 19, 2021 for development of Multi-Model Container Terminal cum Off-Duck near the Chattogram Port Railway Yard through Design Build-Finance-Operate-Maintain-Transfer (DBFOMT) basis with expiry 20 years from commercial operation date. The total estimate project cost BDT 308.00 crore (approx.), Revenue BDT 3,482.00 crore (approx.) and Net Profit BDT 649.00 crore (approx.) for the period of 20 years. The Company has further informed that SAIF Powertec Limited will invest 80% of total equity of Saif Logistic Alliance Limited (SLAL) i.e BDT 40.00 crore as initial investments for its subsidiary Company. Where SLAL is established as a special purposes Company to carry on, organize, manage, run, charter, Conduct, Contract, develop, handle, own on the land of Mouja Middle Haliashahar, Chattogram to operate and do all or any business related to bulk inter-model, vessel operations, inland river terminal operation, river, rail, road and sea transportation, development and operate of Inland Container Depot, Inter-model Container Depot with Rail and Road Transportation, sea port operations within the country and abroad.

EBL

As per Regulation 16(1) of the Dhaka Stock Exchange (Listing) Regulations, 2015, the Company has informed that a meeting of the Board of Directors will be held on October 27, 2021 at 3:00 PM to consider, among others, un-audited financial statements of the Company for the Third Quarter (Q3) period ended on September 30, 2021.

BATBC

As per Regulation 16(1) of the Dhaka Stock Exchange (Listing) Regulations, 2015, the Company has informed that a meeting of the Board of Directors will be held on October 26, 2021 at 6:30 PM to consider, among others, audited financial statements of the Company for the Third Quarter (Q3) period ended on September 30, 2021.

CONFIDCEM

As per Regulation 19(1) of the Dhaka Stock Exchange (Listing) Regulations, 2015, the Company has informed that a meeting of the Board of Directors will be held on October 30, 2021 at 3:00 PM to consider, among others, audited financial statements of the Company for the year ended on June 30, 2021.

PARAMOUNT

Refer to earlier news disseminated by DSE on 20.05.2021, the company has informed that they have completed the declared land acquisition as Cost of Land: BDT 250,000,400 (Total 200 Katha, Per Katha 1,250,002). Registration and Other Cost BDT 23,750,759.

Disclaimer: This report has been prepared by BRAC EPL Stock Brokerage Ltd and is provided for information purposes. It is not, under any circumstances, to be used or considered as an offer to sell, or a solicitation of any offer to buy. Reasonable care has been taken to ensure that the information is not untrue and misleading. BRAC EPL Stock Brokerage Ltd makes no representation or warranty as to the accuracy or completeness of such information. All opinions and estimates included in this report constitute our judgment as of this date and are subject to change without notice.