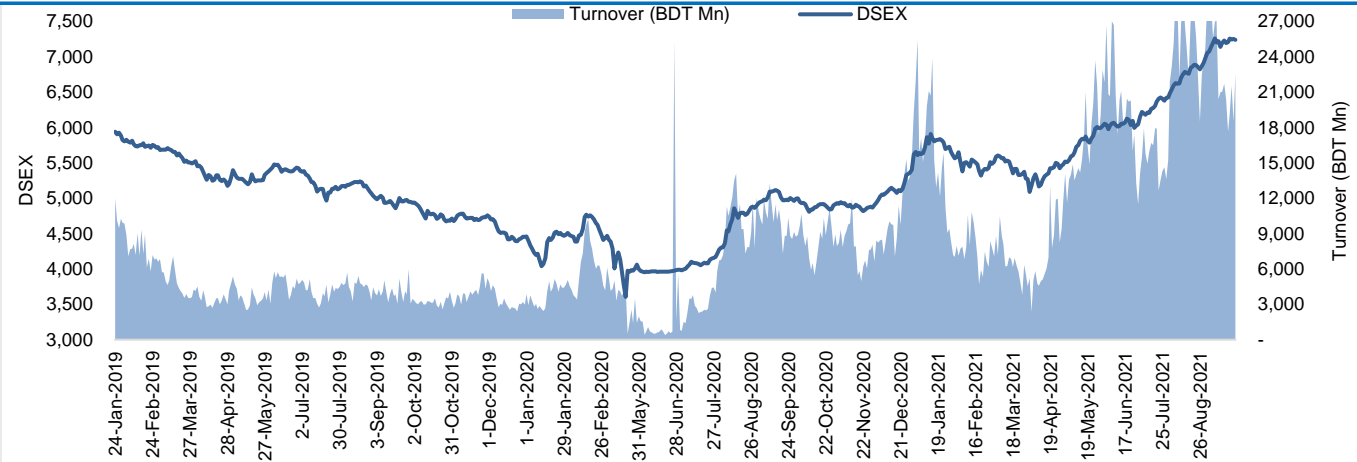


The market closed in red today. The benchmark index DSEX (-0.19%) lost 13.46 points and closed at 7,237.14. The blue-chip index DS30 (-0.30%), the Shariah-based index DSES (-0.41%), and the large-cap index CDSET (-0.30%) closed at 2,665.61, 1,574.59, and 1,435.02 points, respectively. All the large-cap sectors posted negative performance today. Engineering experienced the highest loss of 0.80% followed by Bank (-0.68%), Food & Allied (-0.40%), Pharmaceutical (-0.35%), Telecommunication (-0.17%), Fuel & Power (-0.17%), and NBF1 (+0.12%), respectively. Block trades contributed 5.8% of the overall market turnover. Orion Pharma Ltd. (+8.8%) was the most traded share with a turnover of BDT 1,421 million.



Index	Closing	Opening	Point Δ	%Δ	YTD %Δ
DSEX	7,237.14	7,250.60	-13.46	-0.19%	+34.0%
DS30	2,665.61	2,673.56	-7.95	-0.30%	+35.7%
DSES	1,574.59	1,581.05	-6.47	-0.41%	+26.8%
CDSET	1,435.02	1,439.31	-4.29	-0.30%	+27.8%

	Advanced	Declined	Unchanged	Total
All Category	113	230	33	376
A Category (Equity)	79	175	24	278
B Category (Equity)	25	26	6	57
N Category (Equity)	5	6	0	11
Z Category (Equity)	4	23	3	30
Mutual Funds	2	30	4	36
Corporate Bonds	0	0	0	0

		Today	Last Day	Daily %Δ
Mcap	Mn BDT	5,755,232	5,770,366	
	Mn USD	67,550	67,727	-0.3%
Turnover	Mn BDT	22,573	18,524	+21.9%
	Mn USD	265	217	
Volume	Mn Shares	519	436	+19.2%
No. of Trade		282,171	244,841	+15.2%

Nazmus Saadat, CFA Research Analyst (880) 1708805229 nazmus.saadat@bracepl.com	Anika Mafiz Research Analyst (880) 1708805206 anika.mafiz@bracepl.com
--	---

Figure: Sectorial Turnover (BDT Mn)

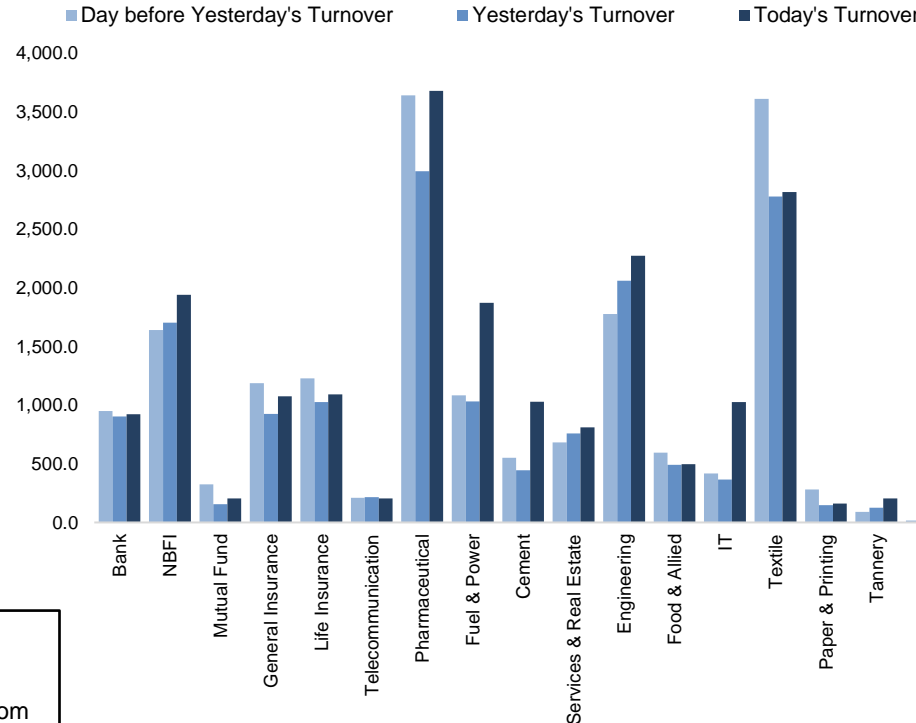
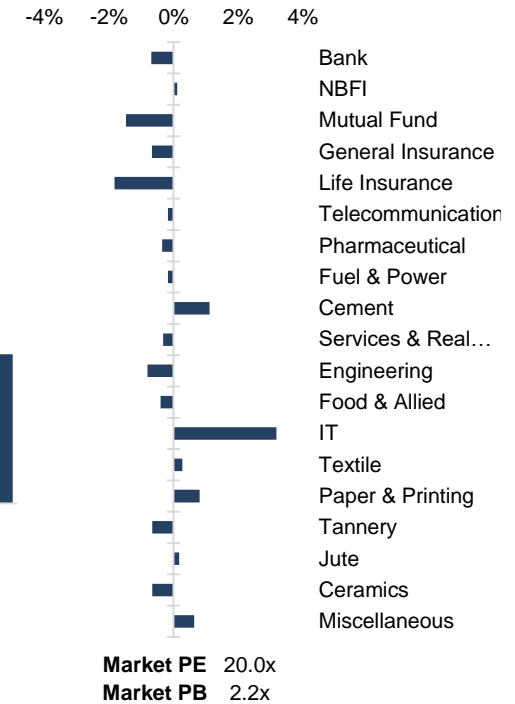


Figure: Sectorial Mcap Change



Sector Index	Closing	Opening	Points Δ	%Δ	No. of Companies	Mcap (BDT Mn)	% of Total Mcap	Turnover (BDT Mn)	% of Total Turnover	PE	PB	Top Twenty Market Cap	Mcap (BDT Mn)	% of Total Mcap	Turnover (BDT Mn)	PE	PB
Bank	1,657	1,668	-11.39	-0.68%	32	725,380	14.0%	921.4	4.3%	8.6x	0.9x	GP	514,329	9.9%	64.1	14.0x	10.3x
NBFI	2,652	2,649	+3.19	+0.12%	23	262,561	5.1%	1,941.9	9.1%	22.8x	4.2x	WALTONHIL	392,716	7.6%	44.7	23.9x	4.2x
Mutual Fund	1,007	1,022	-15.00	-1.47%	37	46,120	0.9%	204.5	1.0%	NM	0.9x	BATBC	350,622	6.7%	221.9	26.0x	9.4x
General Insurance	5,708	5,746	-38.03	-0.66%	38	144,575	2.8%	1,076.1	5.1%	24.5x	2.6x	ROBI	218,422	4.2%	64.8	NM	3.3x
Life Insurance	2,972	3,027	-55.15	-1.82%	13	84,138	1.6%	1,093.0	5.1%	NM	NM	SQURPHARMA	215,408	4.1%	269.3	14.9x	2.5x
Telecommunication	6,487	6,498	-11.24	-0.17%	3	767,744	14.8%	203.6	1.0%	19.2x	6.3x	UPGDCL	172,401	3.3%	29.1	17.9x	5.7x
Pharmaceutical	4,190	4,204	-14.75	-0.35%	31	759,726	14.6%	3,680.1	17.3%	24.9x	3.1x	RENATA	140,540	2.7%	13.6	30.6x	5.8x
Fuel & Power	1,973	1,977	-3.34	-0.17%	23	546,198	10.5%	1,871.3	8.8%	14.5x	1.7x	BEXIMCO	120,494	2.3%	991.4	33.1x	1.8x
Cement	2,781	2,750	+30.79	+1.12%	7	150,732	2.9%	1,029.5	4.8%	21.9x	3.2x	ICB	107,012	2.1%	20.0	51.9x	2.4x
Services & Real Estate	1,388	1,393	-4.46	-0.32%	8	53,176	1.0%	811.1	3.8%	NM	1.1x	BXPBARMA	106,130	2.0%	594.0	23.3x	3.0x
Engineering	5,246	5,288	-42.55	-0.80%	42	637,350	12.3%	2,273.8	10.7%	23.4x	2.5x	LHBL	93,026	1.8%	912.5	25.4x	5.1x
Food & Allied	25,771	25,874	-103.64	-0.40%	20	459,100	8.8%	497.3	2.3%	34.2x	9.9x	BERGERPBL	84,663	1.6%	5.2	25.4x	7.3x
IT	3,529	3,420	+108.95	+3.19%	11	41,361	0.8%	1,027.1	4.8%	38.2x	3.0x	MARICO	74,400	1.4%	2.6	23.3x	27.4x
Textile	1,752	1,747	+4.89	+0.28%	58	184,238	3.5%	2,816.9	13.2%	NM	1.2x	BRACBANK	65,571	1.3%	30.6	11.3x	1.3x
Paper & Printing	7,127	7,070	+57.09	+0.81%	6	21,059	0.4%	160.0	0.8%	56.3x	1.4x	DUTCHBANGL	51,675	1.0%	11.6	9.5x	1.5x
Tannery	2,862	2,881	-19.03	-0.66%	6	31,548	0.6%	204.6	1.0%	NM	3.2x	SUMITPOWER	49,656	1.0%	124.4	8.8x	1.4x
Jute	10,113	10,095	+17.72	+0.18%	3	2,437	0.0%	18.7	0.1%	NM	17.7x	ISLAMIBANK	48,300	0.9%	14.3	10.0x	0.8x
Ceramics	745	750	-4.92	-0.66%	5	35,437	0.7%	164.7	0.8%	40.4x	2.3x	BEACONPHAR	47,909	0.9%	21.1	47.5x	9.1x
Miscellaneous	4,814	4,784	+30.72	+0.64%	14	242,949	4.7%	1,271.7	6.0%	32.1x	2.4x	TITASGAS	41,547	0.8%	23.5	11.5x	0.6x
												POWERGRID	39,628	0.8%	62.6	18.3x	0.7x

Top Ten Gainers	Close Price (BDT)	Δ%	Turnover (BDT Mn)	PE	PB
RUPALIINS	49.4	+16.7%	131.8	31.0x	2.7x
AAMRANET	59.8	+9.9%	149.3	26.9x	1.6x
TOSRIFA	24.4	+9.9%	48.3	83.1x	0.8x
KBPPWBIL	15.8	+9.7%	44.7	NM	1.3x
ETL	14.8	+9.6%	211.0	NM	1.2x
ZAHEENSPIN	11.5	+9.5%	32.8	NM	1.6x
SPCL	124.7	+9.2%	815.1	21.7x	3.5x
SILVAPHL	24.8	+8.8%	180.2	26.6x	1.5x
ORIONPHARM	84.4	+8.8%	1,420.6	27.5x	1.1x
NEWLINE	33.8	+6.6%	105.9	24.8x	1.4x

Top Twenty Free Float Mcap	Free Float Mcap (BDT Mn)	% of Total Free Float Mcap	PE	PB
SQURPHARMA	140,941	7.3%	14.9x	2.5x
BATBC	92,740	4.8%	26.0x	9.4x
BEXIMCO	83,683	4.3%	33.1x	1.8x
BXPBARMA	74,100	3.8%	23.3x	3.0x
RENATA	68,611	3.5%	30.6x	5.8x
GP	51,433	2.7%	14.0x	10.3x
BRACBANK	35,251	1.8%	11.3x	1.3x
BEACONPHAR	33,535	1.7%	47.5x	9.1x
LHBL	32,857	1.7%	25.4x	5.1x
EBL	26,440	1.4%	7.2x	1.2x
ISLAMIBANK	23,513	1.2%	10.0x	0.8x
OLYMPIC	23,056	1.2%	18.3x	4.3x
ROBI	21,733	1.1%	NM	3.3x
CITYBANK	20,773	1.1%	5.6x	1.0x
NBL	18,664	1.0%	8.7x	0.5x
SUMITPOWER	18,269	0.9%	8.8x	1.4x
PUBALIBANK	17,823	0.9%	6.8x	0.7x
UPGDCL	17,240	0.9%	17.9x	5.7x
IFIC	16,861	0.9%	14.6x	0.9x
ALARABANK	16,157	0.8%	12.1x	1.2x

Most Traded Share	Close Price (BDT)	Δ%	Turnover (BDT Mn)	PE	PB
ORIONPHARM	84.4	+8.8%	1,420.6	27.5x	1.1x
BEXIMCO	137.5	+2.3%	991.4	33.1x	1.8x
LHBL	80.1	+2.0%	912.5	25.4x	5.1x
SPCL	124.7	+9.2%	815.1	21.7x	3.5x
DELTALIFE	181.8	+0.2%	598.5	NM	NM
BXPBARMA	237.9	-3.1%	594.0	23.3x	3.0x
GENEXIL	120.8	+3.9%	463.9	39.6x	6.5x
MAKSONSPIN	33.6	+3.1%	422.6	46.0x	1.8x
ACTIVEFINE	28.1	-0.7%	383.7	NM	1.3x
SSSTEEL	26.4	+2.7%	369.4	11.7x	1.4x

Top Ten Losers	Close Price (BDT)	Δ%	Turnover (BDT Mn)	PE	PB
CVOPRL	231.1	-7.6%	211.5	NM	19.3x
ICBAMCL2ND	13.6	-6.8%	5.6	NM	2.2x
TAMIJTEX	162.0	-6.3%	1.0	NM	2.0x
RUPALILIFE	81.3	-5.8%	83.9	NM	NM
DSHGARME	253.4	-5.1%	15.9	NM	13.2x
PRAGATILIF	106.8	-5.0%	19.4	NM	NM
AMCL(PRAN)	280.3	-4.9%	26.6	48.8x	3.3x
MEGCONMILK	22.1	-4.7%	3.2	NM	NM
KAY&QUE	314.1	-4.5%	14.1	NM	4.1x
AFCAGRO	34.4	-4.4%	51.6	NM	1.9x

Block Trade	Maximum Price (BDT)	Minimum Price (BDT)	Turnover (BDT Mn)	Quantity ('000)	No. of Trade
ABBANK	16.8	16.8	2.9	170	1
BBSCABLES	77.4	68.0	2.3	32	3
BDFINANCE	71.2	71.2	0.6	8	1
BDLAMP	254.0	254.0	1.3	5	1
DELTALIFE	176.0	171.0	89.5	510	4
DOMINAGE	41.4	41.4	0.6	15	1
DOREENPWR	90.0	90.0	0.5	6	1
EASTLAND	47.0	47.0	0.7	15	1
EHL	61.2	61.2	0.7	11	1
GBBPOWER	50.0	50.0	1.5	30	3

Block Trade	Maximum Price (BDT)	Minimum Price (BDT)	Turnover (BDT Mn)	Quantity ('000)	No. of Trade
GENEXIL	121.0	121.0	1.6	13	1
GP	388.9	388.9	1.6	4	1
ICBIBANK	7.0	6.9	98.8	14,175	3
IDLC	73.2	73.2	0.5	7	1
INTRACO	26.6	26.6	0.5	20	1
ISLAMICFIN	35.0	35.0	0.9	25	1
KPCL	47.1	47.1	1.7	37	1
MICEMENT	84.5	84.5	1.0	12	1
MTB	22.5	22.5	1.5	65	1
NHFIL	90.0	90.0	43.9	488	1
NURANI	10.5	10.5	0.5	50	1
ORIONPHARM	82.9	71.9	74.6	958	11
PADMALIFE	56.0	54.0	69.4	1,275	2
PENINSULA	34.5	28.4	1.3	40	2
PHARMAID	645.0	645.0	0.6	1	1
PHOENIXFIN	33.5	33.4	11.1	332	2
PTL	70.9	66.3	4.5	68	2
RENATA	1,439.7	1,439.7	244.7	170	1
RUPALILIFE	85.0	85.0	1.0	12	1
SONALILIFE	75.0	75.0	40.5	540	1
SONALIPAPR	440.0	440.0	22.0	50	1
SPCL	117.0	103.0	260.9	2,491	7
SQURPHARMA	244.5	244.2	317.8	1,300	3
SUMITPOWER	47.2	47.2	0.9	20	1
WMSHIPYARD	16.2	16.2	3.2	200	1
Total			1305.63		66

Important DSE News
SSSTEEL

Emerging Credit Rating Limited (ECRL) has assigned the Company as "A-" in the long term and "ST-3" in the short term along with a stable outlook based on audited financial statements of FY 2015-2020, nine months un-audited financial statements of FY 2021 (July-March) and other quantitative and qualitative information up to the date of rating.

CENTRALINS

Al-Haj Mohammed Shafi, one of the Sponsors of the Company, has expressed his intention to sell 1,00,000 shares out of his total holdings of 1,52,917 shares of the Company at prevailing market price (in the Public Market) through Stock Exchange (CSE) within October 31, 2021.

NBL

The Company has further informed that due to unavoidable circumstances, the meeting scheduled to be held on September 27, 2021 at 3:00 PM as per Regulation 16(1) of the Dhaka Stock Exchange (Listing) Regulations, 2015, to consider, among others, un-audited financial statements of the Company for the Second Quarter (Q2) period ended on June 30, 2021, has been postponed. New date and time of the meeting will be notified later on.

SANDHANINS

Mrs. Rowshan Ara, one of the Sponsors of the Company, has expressed her intention to sell her entire holding of 1,49,810 shares of the Company at prevailing market price (in the Public Market) through Stock Exchange (DSE) within October 31, 2021.

Upcoming Corporate Events

DSE Ticker	Right Share	Dividend		Event	Date
		Stock	Cash		
EIL	-	0.0%	2.0%	Record Date	07-Oct-21
EHL	-	0.0%	15.0%	Record Date	07-Oct-21
IBNSINA	-	0.0%	47.0%	Record Date	18-Oct-21

Disclaimer: This report has been prepared by BRAC EPL Stock Brokerage Ltd and is provided for information purposes. It is not, under any circumstances, to be used or considered as an offer to sell, or a solicitation of any offer to buy. Reasonable care has been taken to ensure that the information is not untrue and misleading. BRAC EPL Stock Brokerage Ltd makes no representation or warranty as to the accuracy or completeness of such information. All opinions and estimates included in this report constitute our judgment as of this date and are subject to change without notice.