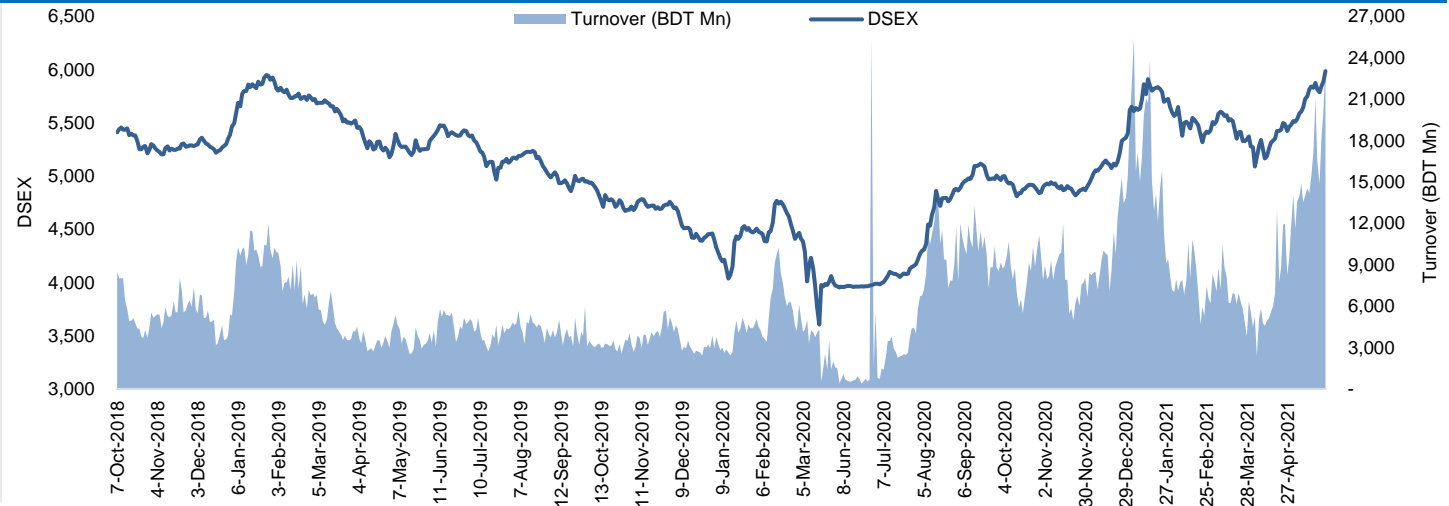


Daily Market Update

The market closed in green today. The benchmark index DSEX (+1.72%) gained 101.03 points and closed at 5,985.82. The blue-chip index DS30 (+0.90%), the Shariah-based index DSES (+1.13%), and the large-cap index CDSET (+1.22%) closed at 2,189.74, 1,285.01, and 1,236.74 points, respectively. Large-cap sectors posted mixed performance today. Bank booked the highest gain of 4.46% followed by Telecommunication (+0.94%), Fuel & Power (+0.51%), and Pharmaceutical (+0.22%). Food & Allied experienced the highest loss of 1.08% followed by Engineering (-0.40%), and NBFi (-0.26%). Block trades contributed 2.2% of the overall market turnover. Bangladesh Export Import Company Ltd. (-0.5%) was the most traded share with a turnover of BDT 961 million.



Index	Closing	Opening	Point Δ	%Δ	YTD %Δ
DSEX	5,985.82	5,884.79	+101.03	+1.72%	+10.8%
DS30	2,189.74	2,170.25	+19.49	+0.90%	+11.5%
DSES	1,285.01	1,270.60	+14.41	+1.13%	+3.5%
CDSET	1,236.74	1,221.79	+14.95	+1.22%	+10.1%

	Advanced	Declined	Unchanged	Total
All Category	163	143	58	364
A Category (Equity)	134	93	40	267
B Category (Equity)	17	30	12	59
N Category (Equity)	2	8	1	11
Z Category (Equity)	10	12	5	27
Mutual Funds	21	6	9	36
Corporate Bonds	0	1	0	1

	Today	Last Day	Daily %Δ	
Mcap	Mn BDT	5,027,435	4,985,807	+0.8%
	Mn USD	59,174	58,684	
Turnover	Mn BDT	23,689	20,088	+17.9%
	Mn USD	279	236	
Volume	Mn Shares	891	665	+34.0%
No. of Trade		313,784	284,524	+10.3%

Figure: Sectorial Turnover (BDT Mn)

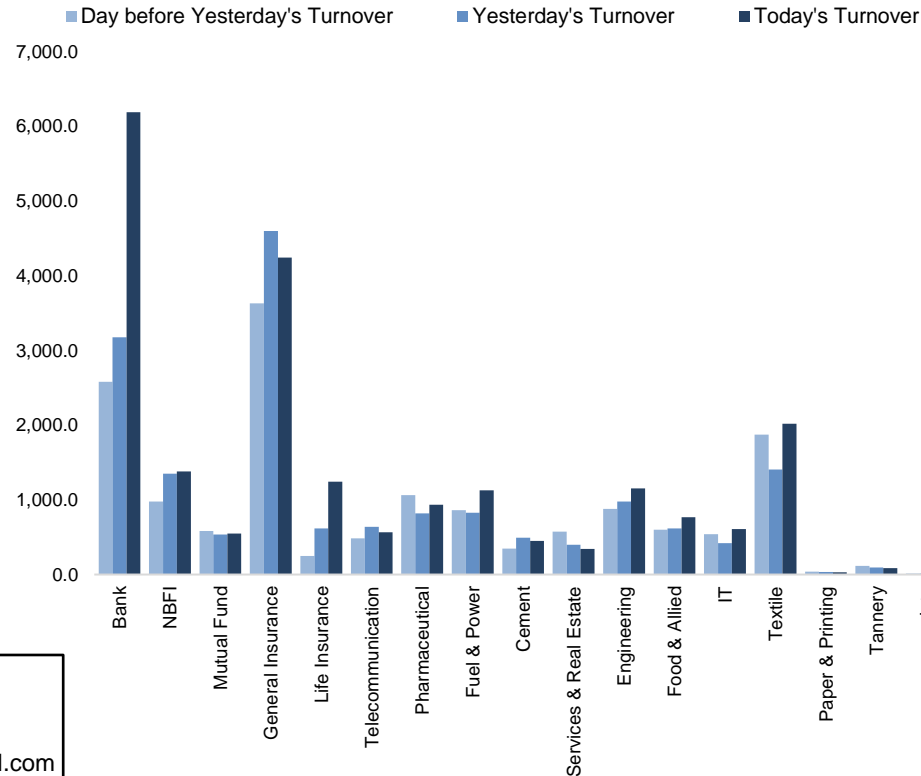
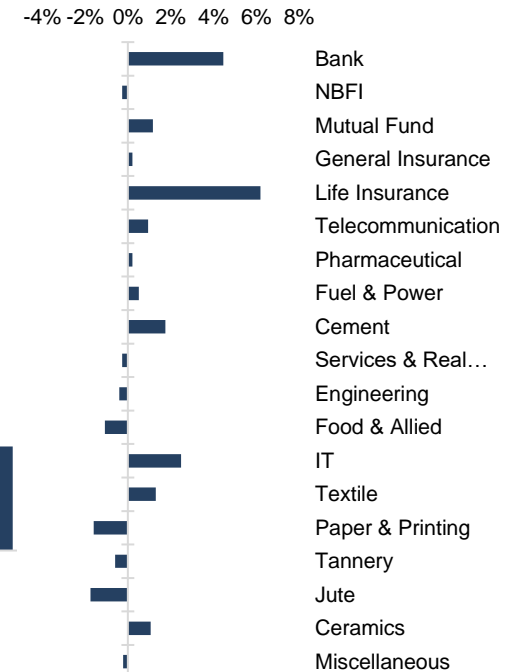


Figure: Sectorial Mcap Change



Market PE 19.0x
Market PB 1.8x

Md. Rafiqul Islam Research Associate (880) 1708805229 mrafiqulislam@bracepl.com	Md Mahirul Quddus Research Associate (880) 1709636546 mmahirul.quddus@bracepl.com
---	---

Sector Index	Closing	Opening	Points Δ	%Δ	No. of Companies	Mcap (BDT Mn)	% of Total Mcap	Turnover (BDT Mn)	% of Total Turnover	PE	PB	Top Twenty Market Cap	Mcap (BDT Mn)	% of Total Mcap	Turnover (BDT Mn)	PE	PB
Bank	1,591	1,523	+67.97	+4.46%	31	687,422	15.5%	6,186.5	26.7%	8.9x	0.8x	GP	468,149	10.5%	67.2	13.2x	7.7x
NBFI	1,986	1,991	-5.23	-0.26%	23	195,055	4.4%	1,381.7	6.0%	50.7x	3.1x	WALTONHIL	391,505	8.8%	69.2	39.2x	6.9x
Mutual Fund	1,000	988	+11.51	+1.17%	37	45,110	1.0%	546.5	2.4%	NM	0.9x	BATBC	298,728	6.7%	458.1	27.4x	2.9x
General Insurance	5,008	4,997	+10.99	+0.22%	38	129,520	2.9%	4,241.9	18.3%	24.4x	2.4x	ROBI	246,183	5.5%	331.0	NM	3.7x
Life Insurance	2,442	2,299	+142.55	+6.20%	12	66,752	1.5%	1,240.6	5.4%	NM	NM	SQURPHARMA	187,839	4.2%	255.2	13.0x	2.2x
Telecommunication	6,340	6,281	+59.06	+0.94%	3	744,823	16.7%	563.8	2.4%	19.2x	5.5x	UPGDCL	161,155	3.6%	52.6	16.7x	5.3x
Pharmaceutical	3,353	3,346	+7.24	+0.22%	31	610,863	13.7%	934.9	4.0%	20.1x	2.5x	RENATA	124,159	2.8%	54.9	27.0x	5.1x
Fuel & Power	1,705	1,697	+8.64	+0.51%	22	456,050	10.3%	1,128.8	4.9%	12.4x	1.4x	BERGERPBL	82,863	1.9%	12.9	33.5x	8.5x
Cement	1,923	1,890	+33.24	+1.76%	7	112,920	2.5%	448.8	1.9%	23.1x	2.4x	ICB	79,131	1.8%	14.2	38.2x	1.8x
Services & Real Estate	1,084	1,087	-2.96	-0.27%	8	42,113	0.9%	342.2	1.5%	NM	0.9x	BXPBARMA	77,222	1.7%	208.7	16.9x	2.2x
Engineering	4,667	4,686	-18.76	-0.40%	42	569,762	12.8%	1,151.1	5.0%	31.2x	2.7x	BEXIMCO	75,101	1.7%	960.7	20.7x	1.1x
Food & Allied	21,577	21,812	-234.89	-1.08%	20	390,417	8.8%	768.3	3.3%	35.8x	3.5x	BRACBANK	69,469	1.6%	93.2	14.4x	1.4x
IT	2,697	2,631	+65.43	+2.49%	11	32,018	0.7%	606.7	2.6%	32.5x	2.3x	LHBL	67,011	1.5%	174.6	23.4x	3.7x
Textile	1,093	1,078	+14.13	+1.31%	56	114,001	2.6%	2,017.2	8.7%	NM	0.8x	MARICO	66,213	1.5%	0.0	21.3x	40.5x
Paper & Printing	5,118	5,201	-82.80	-1.59%	4	14,416	0.3%	29.3	0.1%	38.9x	1.0x	ISLAMIBANK	48,461	1.1%	52.8	10.0x	0.8x
Tannery	1,731	1,742	-10.47	-0.60%	6	18,895	0.4%	84.5	0.4%	NM	1.8x	SUMITPOWER	48,054	1.1%	232.2	8.6x	1.3x
Jute	8,652	8,806	-154.13	-1.75%	3	2,133	0.0%	13.2	0.1%	NM	15.6x	DUTCHBANGL	34,650	0.8%	46.4	6.1x	1.0x
Ceramics	507	501	+5.36	+1.07%	5	25,717	0.6%	81.2	0.4%	56.6x	1.7x	TITASGAS	34,128	0.8%	15.1	9.5x	0.5x
Miscellaneous	3,745	3,753	-8.55	-0.23%	14	188,884	4.2%	1,393.1	6.0%	28.7x	1.9x	EBL	34,053	0.8%	30.1	7.5x	0.9x
												OLYMPIC	33,870	0.8%	11.1	16.3x	3.9x

Top Ten Gainers	Close Price (BDT)	Δ%	Turnover (BDT Mn)	PE	PB
NORTHRNINS	60.6	+10.0%	514.6	36.2x	2.9x
PRAGATILIF	97.1	+10.0%	288.5	NM	NM
GREENDELTA	89.5	+10.0%	396.4	11.2x	1.3x
PIONEERINS	136.1	+9.9%	389.2	18.3x	2.8x
PROGRESLIF	120.8	+9.9%	70.6	NM	NM
DELTALIFE	96.5	+9.9%	71.1	NM	NM
SALVOCHEM	17.8	+9.9%	94.6	40.1x	1.4x
FAREASTLIF	55.8	+9.8%	65.3	NM	NM
FIRSTSBANK	12.3	+9.8%	385.7	4.7x	0.6x
JAMUNABANK	21.3	+9.8%	203.7	4.4x	0.7x

Top Twenty Free Float Mcap	Free Float Mcap (BDT Mn)	% of Total Free Float Mcap	PE	PB
SQURPHARMA	122,903	7.7%	13.0x	2.2x
BATBC	79,014	5.0%	27.4x	2.9x
RENATA	60,614	3.8%	27.0x	5.1x
BXPBARMA	53,916	3.4%	16.9x	2.2x
BEXIMCO	52,157	3.3%	20.7x	1.1x
GP	46,815	2.9%	13.2x	7.7x
BRACBANK	37,347	2.3%	14.4x	1.4x
ROBI	24,495	1.5%	NM	3.7x
EBL	23,776	1.5%	7.5x	0.9x
LHBL	23,668	1.5%	23.4x	3.7x
ISLAMIBANK	23,591	1.5%	10.0x	0.8x
OLYMPIC	20,545	1.3%	16.3x	3.9x
CITYBANK	19,555	1.2%	6.3x	0.9x
BEACONPHAR	19,064	1.2%	27.0x	5.2x
NBL	18,199	1.1%	7.4x	0.5x
PUBALIBANK	18,176	1.1%	7.2x	0.7x
PRIMEBANK	18,021	1.1%	10.3x	1.0x
SUMITPOWER	17,679	1.1%	8.6x	1.3x
UPGDCL	16,116	1.0%	16.7x	5.3x
ALARABANK	15,476	1.0%	10.4x	1.2x

Most Traded Share	Close Price (BDT)	Δ%	Turnover (BDT Mn)	PE	PB
BEXIMCO	85.7	-0.5%	960.7	20.7x	1.1x
PRIMEBANK	26.1	+0.8%	691.8	10.3x	1.0x
IFIC	13.6	+3.0%	603.8	19.1x	0.8x
LANKABAFIN	35.5	-2.7%	567.8	19.6x	2.0x
NORTHRNINS	60.6	+10.0%	514.6	36.2x	2.9x
SOUTHEASTB	17.0	+9.7%	514.1	8.2x	0.6x
NCCBANK	18.5	+5.7%	458.4	8.9x	0.8x
BATBC	553.2	-1.2%	458.1	27.4x	2.9x
GREENDELTA	89.5	+10.0%	396.4	11.2x	1.3x
PIONEERINS	136.1	+9.9%	389.2	18.3x	2.8x

Top Ten Losers	Close Price (BDT)	Δ%	Turnover (BDT Mn)	PE	PB
SHYAMPSUG	47.8	-7.0%	0.2	NM	NM
CRYSTALINS	59.2	-6.0%	100.5	12.2x	2.8x
CONTININS	48.3	-5.8%	146.3	38.9x	2.5x
NFML	32.7	-4.9%	186.4	61.1x	2.4x
LRBDL	43.3	-4.8%	152.5	30.5x	1.2x
MIRACLEIND	33.1	-4.6%	39.6	NM	1.0x
GQBALLPEN	117.4	-4.6%	12.7	NM	0.9x
MERCINS	50.5	-4.5%	77.2	26.0x	2.6x
PARAMOUNT	82.5	-4.5%	130.1	13.7x	3.0x
ASIAINS	103.9	-4.5%	44.2	35.8x	4.7x

Block Trade	Maximum Price (BDT)	Minimum Price (BDT)	Turnover (BDT Mn)	Quantity ('000)	No. of
NRBCBANK	37.3	35.0	124.4	3,450	9
GENEXIL	84.1	84.0	74.8	890	6
PROVATIINS	190.0	190.0	59.4	312	2
NPOLYMAR	56.5	51.0	44.5	833	34
PRAGATIINS	83.0	83.0	43.2	520	2
BSCCL	180.0	175.0	24.8	139	5
PIONEERINS	120.3	112.0	21.5	191	2
ASIAINS	119.0	108.5	16.1	140	4
GSPFINANCE	22.9	22.9	11.5	500	6
GREENDELTA	87.0	87.0	8.7	100	1

Block Trade	Maximum	Minimum	Turnover	Quantity	No. of Trade
	Price (BDT)	Price (BDT)	(BDT Mn)	('000)	
SALVOCHEM	17.3	17.1	8.1	470	4
NORTHRNINS	57.0	57.0	7.7	135	4
EASTERNINS	131.0	131.0	6.4	49	2
LANKABAFIN	39.4	37.8	6.1	158	2
RDFOOD	30.1	30.1	6.0	200	1
MERCINS	51.0	51.0	5.1	100	1
LRBDL	46.5	46.5	4.8	104	1
SONARBAINS	80.1	78.0	4.0	51	2
ROBI	49.0	49.0	3.9	80	1
KTL	16.1	15.8	3.8	240	4
ACFL	36.0	36.0	3.6	100	1
SKTRIMS	56.3	56.2	3.6	64	2
SAIFPOWER	25.3	25.3	3.4	135	1
NFML	35.5	35.5	3.2	90	1
EGEN	59.0	59.0	3.0	50	1
STANDARINS	58.3	58.3	2.9	50	1
BEACONPHAR	127.0	127.0	2.5	20	1
CVOPRL	115.1	115.1	2.2	19	2
RUPALILIFE	76.2	76.2	2.0	27	1
PRIMELIFE	67.0	67.0	2.0	30	2
Total			527.8		128

Important DSE News
IBXDENIM

As per the information of Investment Corporation of Bangladesh (ICB), Beximco Limited has taken initiative to settle liabilities of debenture holders of Beximco Denims Limited issued by Beximco Limited, where, ICB has been working as Trustee. In this regard, Debenture holders are requested to communicate with documentary evidence to Mr. Md. Gulam Mustafa, DGM and Member, ICB Trustee Committee, Phone: 9570617, Email: dgm_trustee@icb.gov.bd, by June 5, 2021, if they have any claim on principal and interest.

IBXTEX

As per the information of Investment Corporation of Bangladesh (ICB), Beximco Limited has taken initiative to settle liabilities of debenture holders of Beximco Textiles Limited issued by Beximco Limited, where, ICB has been working as Trustee. In this regard, Debenture holders are requested to communicate with documentary evidence to Mr. Md. Gulam Mustafa, DGM and Member, ICB Trustee Committee, Phone: 9570617, Email: dgm_trustee@icb.gov.bd, by June 5, 2021, if they have any claim on principal and interest.

EXCH

The subscription for shares of Baraka Patenga Power Limited will be started from 13.06.2021 and continued till 17.06.2021. Minimum required investment for General Public (RB, NRB and ASI) will be BDT 20,000 (twenty thousand only) as on June 03, 2021 (day-end) in matured listed securities at market price (between the close price of both Exchanges whichever is higher) which is in accordance with the BSEC consent letter to Baraka Patenga Power Limited Ref: BSEC/CI/BB-15/2018/384 dated May 04, 2021. Minimum and maximum amount allowed for subscription for General Public would be BDT 10,000 (or its multiples) and 50,000 respectively. The registered TREC Holders/ merchant bankers have to upload the IPO file of General Public in the ESS system from 10:00 AM of June 20, 2021 to 5:30 PM of June 22, 2021 and make the full payment to DSE from their consolidated customers Account based on total submitted application. Exchanges shall send the list of BO accounts who have applied in the IPO to the CDBL and CDBL shall verify the list of BO accounts provided by the Exchanges regarding investment of general applicants in listed securities. Bank information will be notified later. Please visit the following website for subscription related updates: <https://www.essbangladesh.com>.

BBSCABLES

The Company has informed that they will arrange an "Earnings Call" to discuss on the financial results of Third Quarter (Q3) for the FY 2020-2021 of the Company on Tuesday 01 June, 2021 at 3.30 PM via live webcast at the following link of <https://bbscables.bdvirtual.com>. The shareholders or research analyst or financial reporters or other stakeholders can participate in the event by visiting the above link. To participate in the question and answer session, the prior registration is required by filling up the registration form in <http://bbscables.com.bd/investor/invescon.html> with participant's details. The details of Earnings Call can be available in the website (www.bbscables.com.bd) of the Company.

GENEXIL

(Q3 Un-audited): Consolidated EPS was Tk. 1.16 for January-March 2021 as against Tk. 1.11 for January-March 2020; Consolidated EPS was Tk. 3.06 for July 2020-March 2021 as against Tk. 3.01 for July 2019-March 2020. Consolidated NOCFPS was Tk. 3.43 for July 2020-March 2021 as against Tk. 2.89 for July 2019-March 2020. Consolidated NAV per share was Tk. 18.07 as on March 31, 2021 and Tk. 17.50 as on June 30, 2020. The Company has informed that the Board of Directors has decided to invest in a new venture to be called Genex Infrastructure Limited where the Genex Infosys Limited will hold 75% equity. Paid up capital of the proposed company is BDT 1.00 Crore and will engage in telecom infrastructure investments and businesses.

MONNOCERA

(Q3 Un-audited): EPS was Tk. 0.37 for January-March 2021 as against Tk. 0.08 for January-March 2020; EPS was Tk. 1.05 for July 2020-March 2021 as against Tk. 1.38 for July 2019-March 2020. NOCFPS was Tk. (0.92) for July 2020-March 2021 as against Tk. 0.69 for July 2019-March 2020. NAV per share was Tk. 57.53 as on March 31, 2021 and Tk. 56.67 as on June 30, 2020. EPS deviation: Revenue of the company has decreased from the last period due to worldwide outbreak of Corona Virus (COVID.19) including Bangladesh. NOCFPS deviation: Cash receipts from customer has decreased and cash paid to supplier has increased.

Upcoming Corporate Events

DSE Ticker	Right Share	Dividend		Event	Date
		Stock	Cash		
ASIAPACINS	-	0.0%	10.0%	Record Date	30-May-21
PEOPLESINS	-	0.0%	11.0%	Record Date	30-May-21
NRBCBANK	-	5.0%	7.5%	Record Date	31-May-21
AIBL1STIMF	-	0.0%	12.3%	Record Date	31-May-21
MBL1STMF	-	0.0%	11.5%	Record Date	31-May-21
MTB	-	10.0%	0.0%	Record Date	31-May-21
SIBL	-	5.0%	5.0%	Record Date	01-Jun-21
NCCBANK	-	7.5%	7.5%	Record Date	03-Jun-21
SOUTHEASTB	-	0.0%	10.0%	Record Date	03-Jun-21
STANDBANKL	-	2.5%	2.5%	Record Date	06-Jun-21

Disclaimer: This report has been prepared by BRAC EPL Stock Brokerage Ltd and is provided for information purposes. It is not, under any circumstances, to be used or considered as an offer to sell, or a solicitation of any offer to buy. Reasonable care has been taken to ensure that the information is not untrue and misleading. BRAC EPL Stock Brokerage Ltd makes no representation or warranty as to the accuracy or completeness of such information. All opinions and estimates included in this report constitute our judgment as of this date and are subject to change without notice.

MONNOAGML

(Q3 Un-audited): EPS was Tk. 0.44 for January-March 2021 as against Tk. 1.07 for January-March 2020; EPS was Tk. 1.50 for July 2020-March 2021 as against Tk. 3.42 for July 2019-March 2020. NOCFPS was Tk. (22.65) for July 2020-March 2021 as against Tk. 1.11 for July 2019-March 2020. NAV per share was Tk. 13.57 as on March 31, 2021 and Tk. 12.98 as on June 30, 2020. EPS deviation: Revenue of the company has decreased from the last period due to worldwide outbreak of Corona Virus (COVID-19) including Bangladesh. as such the net profit after tax has reduced Significantly. Therefore, EPS has decreased during the period. NOCFPS deviation: Cash receipt from customer & others has decreased and Cash paid to Employees & others has Increased, as a result, NOCFPS has decreased during the period.

JAMUNAOIL

(Q3 Un-audited): EPS was Tk. 3.01 for January-March 2021 as against Tk. 3.79 for January-March 2020; EPS was Tk. 12.65 for July 2020-March 2021 as against Tk. 13.14 for July 2019-March 2020. NOCFPS was Tk. 88.05 for July 2020-March 2021 as against Tk. 47.84 for July 2019-March 2020. NAV per share was Tk. 166.74 as on March 31, 2021 and Tk. 161.40 as on June 30, 2020.

SHASHADNIM

(Q3 Un-audited): EPS was Tk. 0.20 for January-March 2021 as against Tk. 0.13 for January-March 2020; EPS was Tk. 0.63 for July 2020-March 2021 as against Tk. 1.15 for July 2019-March 2020. NOCFPS was Tk.3.27 for July 2020-March 2021 as against Tk. (2.13) for July 2019-March 2020. NAV per share was Tk. 41.61 as on March 31, 2021 and Tk. 41.41 as on June 30, 2020.

MICEMENT

(Q3 Un-audited): EPS was Tk. 2.70 for January-March 2021 as against Tk. 0.29 for January-March 2020; EPS was Tk. 4.73 for July 2020-March 2021 as against Tk. (1.60) for July 2019-March 2020. NOCFPS was Tk. 21.23 for July 2020-March 2021 as against Tk. (0.39) for July 2019-March 2020. NAV per share was Tk. 50.27 as on March 31, 2021 and Tk. 46.38 as on June 30, 2020. The Company has informed that the Board has approved installation of an automatic uploading & delivery unit at kazirhat, Bera, Pabna at a cost of BDT 31.00 Crore approximately including land purchase and civil construction. The probable schedule of completion of the installation work of the project is July 2021. The Board has also approved selling of one of the Mother vessels M.V. Crown Victory at the end of its useful life at a price of BDT 28.50 Crore approximately.

KPCL

(Q3 Un-audited): EPS was Tk. 1.05 for January-March 2021 as against Tk. 0.67 for January-March 2020; EPS was Tk. 2.65 for July 2020-March 2021 as against Tk. 2.62 for July 2019-March 2020. NOCFPS was Tk. 7.61 for July 2020-March 2021 as against Tk. 5.79 for July 2019-March 2020. NAV per share was Tk. 23.84 as on March 31, 2021 and Tk. 23.83 as on March 31, 2020.

GQBALLPEN

(Q3 Un-audited): EPS was Tk. (2.51) for January-March 2021 as against Tk. (0.81) for January-March 2020; EPS was Tk. (7.48) for July 2020-March 2021 as against Tk. (1.49) for July 2019-March 2020. NOCFPS was Tk. (2.28) for July 2020-March 2021 as against Tk. (2.16) for July 2019-March 2020. NAV per share was Tk. 128.47 as on March 31, 2021 and Tk. 134.21 as on June 30, 2020.

ARAMITCEM

(Q3 Un-audited): EPS was Tk. 0.72 for January-March 2021 as against Tk. (1.18) for January-March 2020; EPS was Tk. 0.48 for July 2020-March 2021 as against Tk. (3.87) for July 2019-March 2020. NOCFPS was Tk. 5.43 for July 2020-March 2021 as against Tk. (0.80) for July 2019-March 2020. NAV per share was Tk. 26.16

as on March 31, 2021 and Tk. 25.63 as on June 30, 2020.

BATBC

(Q1 Un-audited): EPS was Tk. 21.51 for January-March 2021 as against Tk. 16.87 for January-March 2020. NOCFPS was Tk. 4.80 for January-March 2021 as against Tk. 6.62 for January-March 2020. NAV per share was Tk. 210.40 as on March 31, 2021 and Tk. 215.72 as on March 31, 2020. Earnings per share (EPS) increased for higher profit after tax compared to same period last year driven by growth in volume and cost optimization.

PDL

(Q3 Un-audited): EPS was Tk. 0.10 for January-March 2021 as against Tk. 0.10 for January-March 2020; EPS was Tk. 0.42 for July 2020-March 2021 as against Tk. 0.65 for July 2019-March 2020. NOCFPS was Tk. 0.21 for July 2020-March 2021 as against Tk. 0.28 for July 2019-March 2020. NAV per share was Tk. 13.74 as on March 31, 2021 and Tk. 14.64 as on June 30, 2020. The Company also informed that during the period Sales, Net profit after Tax and Earning per Share are decreased in comparison with previous period ended on 31 March, 2020 due to overall company business impacted by Covid- 19 pandemics.

PRIMETEX

(Q3 Un-audited): EPS was Tk. (0.39) for January-March 2021 as against Tk. (0.02) for January-March 2020; EPS was Tk. (2.12) for July 2020-March 2021 as against Tk. 0.06 for July 2019-March 2020. NOCFPS was Tk. 0.27 for July 2020-March 2021 as against Tk. 1.16 for July 2019-March 2020. NAV per share was Tk. 65.16 as on March 31, 2021 and Tk. 67.27 as on June 30, 2020. The Company also informed that EPS decrease mainly due to decrease in average sales per unit and increased cost of sales compared to the same period of last year and NOCFPS decrease due to increase in financial expenses and payment for cost and expenses.

MAKSONSPIN

(Q3 Un-audited): EPS was Tk. 0.64 for January-March 2021 as against Tk. 0.03 for January-March 2020; EPS was Tk. 1.15 for July 2020-March 2021 as against Tk. 0.05 for July 2019-March 2020. NOCFPS was Tk. 1.14 for July 2020-March 2021 as against Tk. 1.25 for July 2019-March 2020. NAV per share was Tk. 19.16 as on March 31, 2021 and Tk. 18.20 as on June 30, 2020.

ARAMIT

(Q3 Un-audited): EPS was Tk. 1.03 for January-March 2021 as against Tk. 0.42 for January-March 2020; EPS was Tk. 3.22 for July 2020-March 2021 as against Tk. 1.48 for July 2019-March 2020. NOCFPS was Tk. (1.49) for July 2020-March 2021 as against Tk. 1.70 for July 2019-March 2020. NAV per share was Tk. 148.88 as on March 31, 2021 and Tk. 137.66 as on June 30, 2020.

YPL

(Q3 Un-audited): EPS was Tk. 0.01 for January-March 2021 as against Tk. (0.06) for January-March 2020; EPS was Tk. (0.55) for July 2020-March 2021 as against Tk. (0.08) for July 2019-March 2020. NOCFPS was Tk. 0.67 for July 2020-March 2021 as against Tk. 0.56 for July 2019-March 2020. NAV per share was Tk. 11.12 as on March 31, 2021 and Tk. 11.74 as on June 30, 2020. The Company also informed that due to worldwide COVID - 19 pandemic situation company could not able to procure export order and raw materials through import, as a result company's production and sales decrease. Further fulfillment emergency requirement company procured raw materials from local market with high cost. So there is significant deviation of EPS compare to last quarter.

METROSPIN

Disclaimer: This report has been prepared by BRAC EPL Stock Brokerage Ltd and is provided for information purposes. It is not, under any circumstances, to be used or considered as an offer to sell, or a solicitation of any offer to buy. Reasonable care has been taken to ensure that the information is not untrue and misleading. BRAC EPL Stock Brokerage Ltd makes no representation or warranty as to the accuracy or completeness of such information. All opinions and estimates included in this report constitute our judgment as of this date and are subject to change without notice.

(Q3 Un-audited): EPS was Tk. 0.42 for January-March 2021 as against Tk. (0.20) for January-March 2020; EPS was Tk. 0.62 for July 2020-March 2021 as against Tk. (0.17) for July 2019-March 2020. NOCFPS was Tk. 0.90 for July 2020-March 2021 as against Tk. 1.15 for July 2019-March 2020. NAV per share was Tk. 15.72 as on March 31, 2021 and Tk. 14.53 as on June 30, 2020.

GBBPOWER

(Q3 Un-audited): EPS was Tk. 0.37 for January-March 2021 as against Tk. 0.25 for January-March 2020; EPS was Tk. 1.14 for July 2020-March 2021 as against Tk. 0.80 for July 2019-March 2020. NOCFPS was Tk. 2.21 for July 2020-March 2021 as against Tk. 1.27 for July 2019-March 2020. NAV per share was Tk. 20.58 as on March 31, 2021 and Tk. 19.60 as on June 30, 2020. The Company also informed that reason for increasing of Earnings per share (EPS) from Tk. 0.80 to Tk. 1.14 is that the turnover increased significantly and NOCFPS for increasing of Per Share from Tk. 1.27 to Tk. 2.21 is that the collections from Turnover and Others increased significantly.

REPUBLIC

(Q1 Un-audited): EPS was Tk. 0.60 for January-March 2021 as against Tk. 0.54 for January-March 2020. NOCFPS was Tk. 0.19 for January-March 2021 as against Tk. 0.003 for January-March 2020. NAV per share was Tk. 16.78 as on March 31, 2021 and Tk. 16.07 as on March 31, 2020.

The Board of Directors has recommended 7% cash and 7% stock dividend for the year ended on December 31, 2020. Date of AGM: 27.07.2021, Time: 11:00 AM, Venue: Digital Platform. Record Date: 24.06.2021. The Company has also reported EPS of Tk. 2.36, NAV per share of Tk. 16.18 and NOCFPS of Tk. 2.95 for the year ended on December 31, 2020 as against Tk. 1.89 (restated), Tk. 15.49 and Tk. 2.24 respectively for the same period of the previous year.

Disclaimer: This report has been prepared by BRAC EPL Stock Brokerage Ltd and is provided for information purposes. It is not, under any circumstances, to be used or considered as an offer to sell, or a solicitation of any offer to buy. Reasonable care has been taken to ensure that the information is not untrue and misleading. BRAC EPL Stock Brokerage Ltd makes no representation or warranty as to the accuracy or completeness of such information. All opinions and estimates included in this report constitute our judgment as of this date and are subject to change without notice.