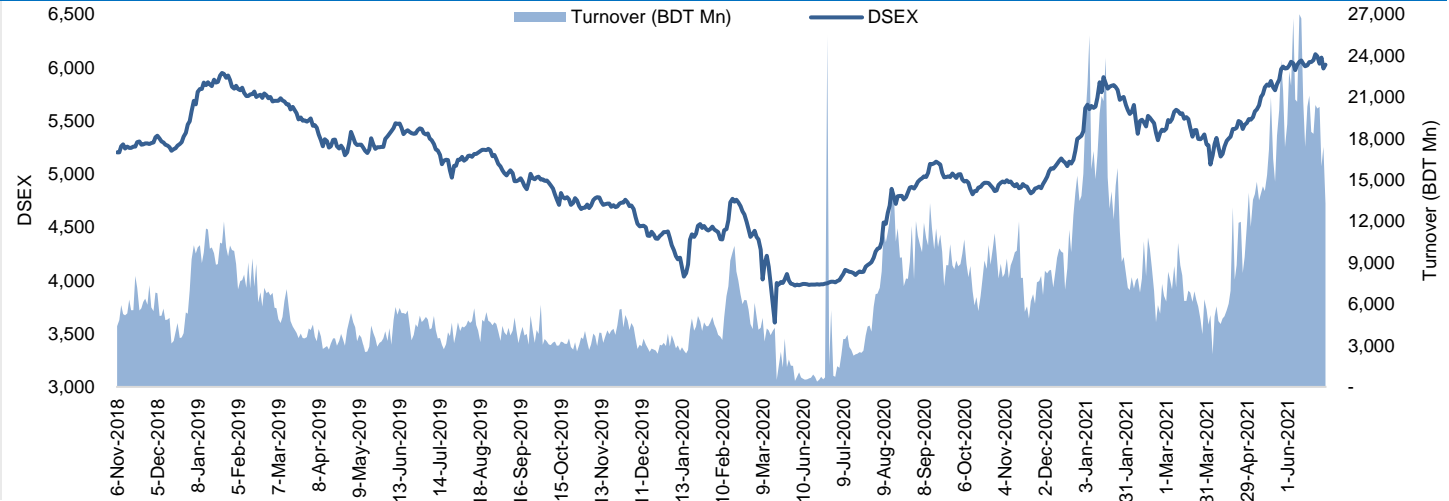


## Daily Market Update

The market closed in green today. The benchmark index DSEX (+0.57%) gained 33.92 points and closed at 6,026.65. The blue-chip index DS30 (+0.37%), the Shariah-based index DSES (+0.57%), and the large-cap index CDSET (+0.38%) closed at 2,176.64, 1,294.81, and 1,215.22 points, respectively. All the large-cap sectors posted positive performance today. NBF1 booked the highest gain of 1.45% followed by Engineering (+0.78%), Pharmaceutical (+0.52%), Fuel & Power (+0.44%), Food & Allied (+0.37%), Telecommunication (+0.15%), and Bank (+0.09%), respectively. Block trades contributed 7.9% of the overall market turnover. Delta Life Insurance Company Ltd. (+10.0%) was the most traded share with a turnover of BDT 1,366 million.

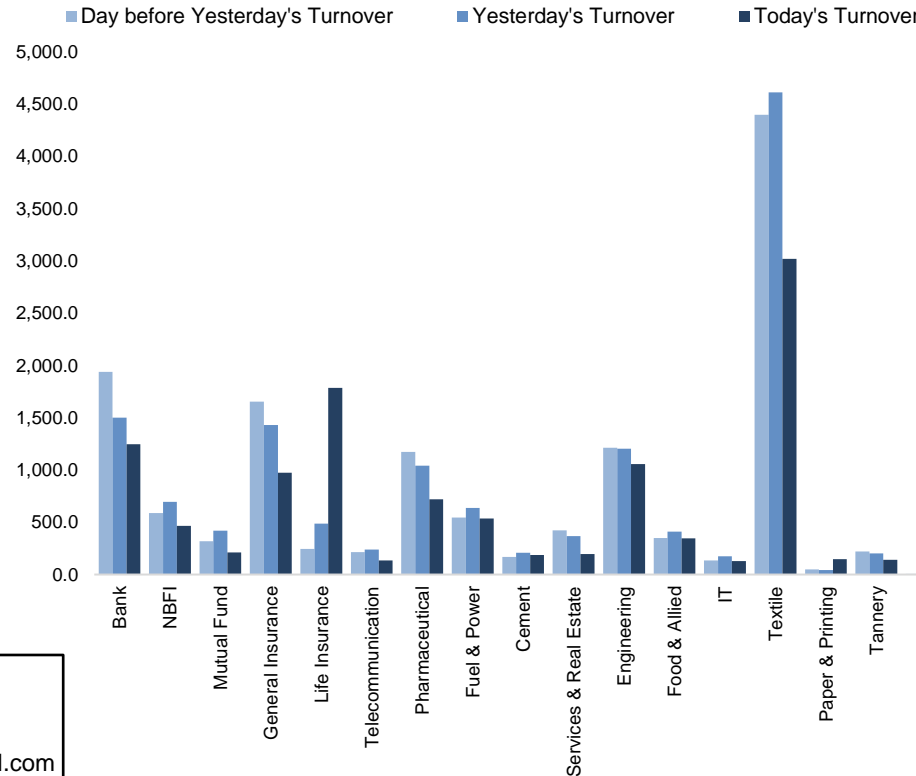


Index	Closing	Opening	Point Δ	%Δ	YTD %Δ
DSEX	6,026.65	5,992.73	+33.92	+0.57%	+11.6%
DS30	2,176.64	2,168.64	+8.01	+0.37%	+10.8%
DSES	1,294.81	1,287.43	+7.38	+0.57%	+4.2%
CDSET	1,215.22	1,210.66	+4.56	+0.38%	+8.2%

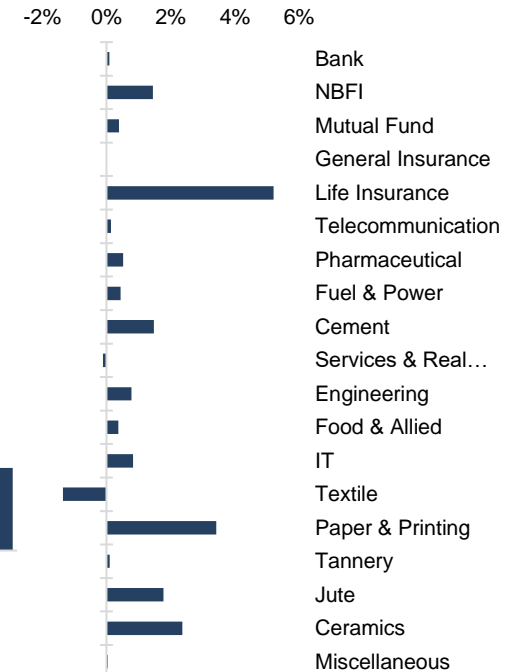
	Advanced	Declined	Unchanged	Total
All Category	231	108	33	372
A Category (Equity)	168	78	24	270
B Category (Equity)	31	22	6	59
N Category (Equity)	5	6	0	11
Z Category (Equity)	27	2	3	32
Mutual Funds	17	4	15	36
Corporate Bonds	0	1	0	1

	Today	Last Day	Daily %Δ	
Mcap	Mn BDT	5,063,090	5,042,524	+0.4%
	Mn USD	59,594	59,352	
Turnover	Mn BDT	13,285	17,402	-23.7%
	Mn USD	156	205	
Volume	Mn Shares	417	596	-30.0%
No. of Trade		215,885	275,884	-21.7%

**Figure: Sectorial Turnover (BDT Mn)**



**Figure: Sectorial Mcap Change**



**Market PE** 18.9x  
**Market PB** 1.9x

<b>Md. Rafiqul Islam</b> Research Associate (880) 1708805229 mrafiqulislam@bracepl.com	<b>Md Mahirul Quddus</b> Research Associate (880) 1709636546 mmahirul.quddus@bracepl.com
---	---

Sector Index	Closing	Opening	Points Δ	%Δ	No. of Companies	Mcap (BDT Mn)	% of Total Mcap	Turnover (BDT Mn)	% of Total Turnover	PE	PB	Top Twenty Market Cap	Mcap (BDT Mn)	% of Total Mcap	Turnover (BDT Mn)	PE	PB
Bank	1,522	1,520	+1.38	+0.09%	31	657,466	14.7%	1,246.0	10.2%	8.7x	0.8x	GP	467,609	10.4%	21.6	13.2x	7.7x
NBFI	2,059	2,030	+29.33	+1.45%	23	202,274	4.5%	463.7	3.8%	44.0x	3.2x	WALTONHIL	398,593	8.9%	48.9	39.9x	7.0x
Mutual Fund	1,009	1,005	+3.93	+0.39%	37	45,521	1.0%	210.4	1.7%	NM	0.9x	BATBC	287,874	6.4%	122.9	24.6x	7.6x
General Insurance	5,299	5,300	-0.61	-0.01%	38	137,060	3.1%	973.8	8.0%	25.6x	2.5x	ROBI	226,803	5.1%	82.5	NM	3.4x
Life Insurance	2,723	2,588	+134.76	+5.21%	12	74,444	1.7%	1,785.6	14.6%	NM	NM	SQURPHARMA	189,523	4.2%	78.2	13.1x	2.2x
Telecommunication	6,149	6,140	+8.92	+0.15%	3	722,412	16.1%	135.8	1.1%	18.6x	5.4x	UPGDCL	159,242	3.6%	13.8	16.5x	5.3x
Pharmaceutical	3,437	3,419	+17.75	+0.52%	31	626,157	14.0%	719.5	5.9%	20.6x	2.6x	RENATA	127,696	2.9%	11.2	27.8x	5.3x
Fuel & Power	1,682	1,674	+7.41	+0.44%	22	449,758	10.0%	534.7	4.4%	12.2x	1.4x	ICB	89,607	2.0%	43.1	43.3x	2.0x
Cement	1,986	1,957	+28.92	+1.48%	7	116,593	2.6%	186.1	1.5%	20.4x	2.5x	BERGERPBL	81,857	1.8%	1.3	33.1x	8.4x
Services & Real Estate	1,046	1,047	-1.15	-0.11%	8	40,642	0.9%	195.1	1.6%	NM	0.9x	BEXIMCO	79,403	1.8%	486.4	21.8x	1.2x
Engineering	4,832	4,795	+37.47	+0.78%	42	589,862	13.2%	1,056.9	8.6%	29.3x	2.7x	BXPBARMA	77,177	1.7%	56.9	16.9x	2.2x
Food & Allied	21,054	20,976	+77.89	+0.37%	20	380,938	8.5%	344.3	2.8%	32.4x	8.0x	MARICO	69,584	1.6%	7.6	22.4x	42.5x
IT	2,621	2,599	+21.60	+0.83%	11	31,116	0.7%	128.6	1.1%	28.8x	2.2x	BRACBANK	67,799	1.5%	13.2	14.0x	1.3x
Textile	1,397	1,416	-19.19	-1.36%	58	147,557	3.3%	3,018.8	24.7%	NM	1.0x	LHBL	66,895	1.5%	121.9	23.3x	3.7x
Paper & Printing	5,044	4,877	+166.92	+3.42%	6	14,450	0.3%	147.6	1.2%	38.8x	1.0x	DUTCHBANGL	48,785	1.1%	331.3	8.6x	1.5x
Tannery	1,979	1,977	+1.92	+0.10%	6	21,596	0.5%	141.9	1.2%	NM	2.2x	SUMITPOWER	45,812	1.0%	51.2	8.2x	1.3x
Jute	7,798	7,662	+135.99	+1.77%	3	1,923	0.0%	6.9	0.1%	NM	14.0x	ISLAMIBANK	45,402	1.0%	8.7	9.4x	0.7x
Ceramics	520	508	+12.01	+2.37%	5	26,379	0.6%	148.9	1.2%	56.5x	1.8x	TITASGAS	34,029	0.8%	7.8	9.4x	0.5x
Miscellaneous	3,844	3,843	+1.72	+0.04%	14	193,915	4.3%	789.5	6.5%	29.0x	1.9x	OLYMPIC	33,930	0.8%	10.0	16.4x	3.9x
												UNILEVERCL	33,311	0.7%	2.6	70.6x	22.5x

Top Ten Gainers	Close Price (BDT)	Δ%	Turnover (BDT Mn)	PE	PB
SAVAREFR	184.8	+10.0%	1.7	NM	84.4x
ZEALBANGLA	99.0	+10.0%	2.1	NM	NM
MONOSPOOL	156.3	+10.0%	35.7	NM	3.8x
SONALIPAPR	217.1	+10.0%	88.3	55.1x	0.7x
DULAMIACOT	48.5	+10.0%	2.0	NM	NM
DELTALIFE	129.1	+10.0%	1,365.9	NM	NM
MONNOFABR	30.9	+10.0%	3.8	NM	1.1x
RUPALILIFE	80.7	+9.9%	63.6	NM	NM
USMANIAGL	52.0	+9.9%	9.0	NM	0.6x
IMAMBUTTON	26.6	+9.9%	3.3	NM	5.5x

Top Twenty Free Float Mcap	Free Float Mcap (BDT Mn)	% of Total Free Float Mcap	PE	PB
SQURPHARMA	124,005	7.7%	13.1x	2.2x
BATBC	76,143	4.7%	24.6x	7.6x
RENATA	62,341	3.9%	27.8x	5.3x
BEXIMCO	55,146	3.4%	21.8x	1.2x
BXPBARMA	53,885	3.4%	16.9x	2.2x
GP	46,761	2.9%	13.2x	7.7x
BRACBANK	36,449	2.3%	14.0x	1.3x
LHBL	23,627	1.5%	23.3x	3.7x
EBL	22,777	1.4%	7.1x	0.9x
ROBI	22,567	1.4%	NM	3.4x
ISLAMIBANK	22,102	1.4%	9.4x	0.7x
OLYMPIC	20,582	1.3%	16.4x	3.9x
BEACONPHAR	20,195	1.3%	28.6x	5.5x
CITYBANK	18,409	1.1%	5.9x	0.9x
PUBALIBANK	17,189	1.1%	6.8x	0.6x
NBL	16,930	1.1%	6.8x	0.5x
SUMITPOWER	16,854	1.0%	8.2x	1.3x
UPGDCL	15,924	1.0%	16.5x	5.3x
PRIMEBANK	15,535	1.0%	8.9x	0.9x
ALARABANK	13,928	0.9%	10.4x	1.0x

Most Traded Share	Close Price (BDT)	Δ%	Turnover (BDT Mn)	PE	PB
DELTALIFE	129.1	+10.0%	1,365.9	NM	NM
BEXIMCO	88.4	-0.1%	486.4	21.8x	1.2x
QUEENSOUTH	32.0	-8.6%	418.3	53.5x	2.0x
MALEKSPIN	31.9	-7.8%	415.3	NM	0.7x
DUTCHBANGL	88.7	-6.9%	331.3	8.6x	1.5x
ANWARGALV	198.6	+4.9%	289.7	74.4x	17.2x
RINGSHINE	10.9	+5.8%	189.1	38.0x	0.6x
GBBPOWER	31.7	+9.7%	176.1	21.5x	1.5x
ALIF	11.9	+0.8%	167.4	23.3x	0.9x
DSSL	18.5	-2.6%	163.4	17.3x	1.1x

Top Ten Losers	Close Price (BDT)	Δ%	Turnover (BDT Mn)	PE	PB
SAFKOSPINN	24.6	-8.9%	22.9	NM	1.5x
QUEENSOUTH	32.0	-8.6%	418.3	53.5x	2.0x
MALEKSPIN	31.9	-7.8%	415.3	NM	0.7x
DUTCHBANGL	88.7	-6.9%	331.3	8.6x	1.5x
PRIMETEX	22.2	-6.3%	16.9	NM	0.3x
KARNAPHULI	40.4	-6.3%	38.6	23.8x	2.1x
METROSPIN	18.2	-5.2%	53.4	21.0x	1.2x
AIL	36.5	-4.9%	34.3	20.0x	1.8x
ARGONDENIM	26.9	-4.9%	85.3	31.3x	1.0x
MAKSONSPIN	19.3	-4.9%	150.4	26.4x	1.0x

Block Trade (Top 35)	Maximum Price (BDT)	Minimum Price (BDT)	Turnover (BDT Mn)	Quantity ('000)	No. of
FORTUNE	49.9	43.0	388.0	8,580	20
GENEXIL	91.5	87.0	220.6	2,436	4
EASTERNINS	125.0	118.0	81.8	660	2
DUTCHBANGL	94.0	92.0	75.9	820	2
DELTALIFE	129.1	121.0	52.8	409	12
ASIAINS	105.0	105.0	39.1	372	1
SILCOPHL	28.4	23.4	25.4	989	2
BDFINANCE	46.6	46.6	24.5	526	3
SQURPHARMA	214.0	214.0	23.6	110	2
BNICL	127.0	127.0	18.4	145	1

Block Trade (Top 35)	Maximum Price (BDT)	Minimum Price (BDT)	Turnover (BDT Mn)	Quantity ('000)	No. of Trade
PHOENIXFIN	32.5	32.5	14.6	450	1
SPCL	72.4	72.4	14.6	202	2
EBL	31.8	31.6	9.5	300	2
ICB	119.0	119.0	7.1	60	1
NRBCBANK	34.8	34.0	5.1	148	3
BEXIMCO	87.3	87.3	3.6	41	1
MAKSONSPIN	21.1	21.1	3.2	150	1
ESQUIRENIT	43.1	43.1	3.0	70	1
PTL	59.8	56.0	2.9	52	2
FUWANGFOOD	16.9	16.9	2.9	170	1
INDEXAGRO	114.6	108.0	2.7	24	2
DSHGARME	173.0	173.0	2.6	15	3
GREENDELT	128.1	128.1	2.6	20	1
SALVOCHEM	35.1	34.9	2.5	72	2
ISLAMICFIN	22.8	22.7	2.0	90	2
GP	347.0	347.0	1.9	6	2
SONARBAINS	93.0	93.0	1.9	20	1
MARICO	2,200.0	2,200.0	1.8	1	1
CONFIDCEM	145.0	145.0	1.7	12	1
MALEKSPIN	34.2	31.6	1.7	51	2
IFIC	12.6	11.2	1.6	135	2
SEAPEARL	40.6	40.6	1.2	30	1
ANWARGALV	171.0	171.0	1.1	7	1
BEACONPHAR	127.0	127.0	0.9	7	1
NFML	34.5	34.5	0.9	25	1
<b>Total</b>			<b>1,050.1</b>		<b>98</b>

**Important DSE News**
**ALARABANK**

Refer to their earlier news disseminated by DSE on 30.12.2020 regarding Decision to issue Mudaraba Perpetual Bond, the Company has further informed that Board of Directors has decided to raise BDT 500.00 crore through issuance of AIBL Mudaraba Perpetual Bond for inclusion in addition Tire- 1 Capital of the Bank under Basel- III norms complying with Bangladesh Bank Guidelines on Risk Based Capital Adequacy, on private placement basis for BDT 450.00 crore and the rest amount of BDT 50.00 crore on public offer basis instead of private placement basis for entire amount of BDT 500.00 crore in the line with Directive issued by Bangladesh Securities and Exchange Commission, other regulatory requirements and subject to approval from concerned regulatory authorities as well as approval of the shareholders of the Company.

**BEACHHATCH**

The Company has informed that the Board of Directors has decided to start production activities of the company from the date 28.06.2021 of white fish (Telapia, Koi, Pangsh and Pabda) using Intensive Culture Method. Initially, the production capacity will be around 105T per Year, using 15 Nos. concrete tanks, each with water holding capacity of 55,000 litres. The production process will constitute hatchery unit, nursery unit, pre-growout, growout, harvesting and sale. The production capacity will be gradually increased organically, using existing, un-utilized structures.

**Upcoming Corporate Events**

DSE Ticker	Right Share	Dividend		Event	Date
		Stock	Cash		
PHENIXINS	-	0.0%	15.0%	Record Date	30-Jun-21
PRAGATIINS	-	0.0%	30.0%	Record Date	30-Jun-21
UCB	-	5.0%	5.0%	Record Date	30-Jun-21
DHAKAINS	-	0.0%	20.0%	Record Date	04-Jul-21

**Disclaimer:** This report has been prepared by BRAC EPL Stock Brokerage Ltd and is provided for information purposes. It is not, under any circumstances, to be used or considered as an offer to sell, or a solicitation of any offer to buy. Reasonable care has been taken to ensure that the information is not untrue and misleading. BRAC EPL Stock Brokerage Ltd makes no representation or warranty as to the accuracy or completeness of such information. All opinions and estimates included in this report constitute our judgment as of this date and are subject to change without notice.