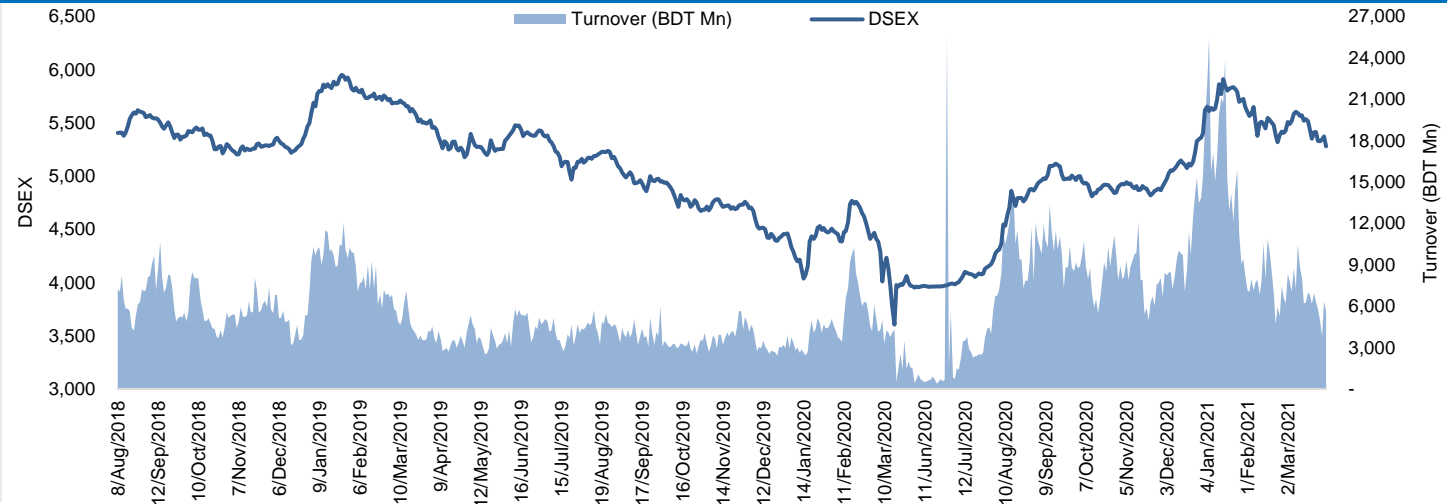


## Daily Market Update

The market closed in red today. The benchmark index DSEX (-1.77%) lost 94.96 points and closed at 5,278.16. The blue-chip index DS30 (-2.07%), the Shariah-based index DSES (-1.38%), and the large-cap index CDSET (-1.89%) closed at 1,994.40, 1,204.18, and 1,123.12 points, respectively. All the large-cap sectors posted negative performance today. NBF1 experienced the highest loss of 2.94% followed by Telecommunication (-2.84%), Engineering (-2.34%), Fuel & Power (-1.52%), Food & Allied (-1.42%), Pharmaceutical (-1.22%), and Bank (-1.18%), respectively. Block trades contributed 9.6% of the overall market turnover. Bangladesh Export Import Company Ltd. (-4.4%) was the most traded share with a turnover of BDT 890 million.



Index	Closing	Opening	Point Δ	%Δ	YTD %Δ
DSEX	5,278.16	5,373.12	-94.96	-1.77%	-2.3%
DS30	1,994.40	2,036.63	-42.23	-2.07%	+1.6%
DSES	1,204.18	1,221.08	-16.91	-1.38%	-3.1%
CDSET	1,123.12	1,144.79	-21.67	-1.89%	+0.0%

	Advanced	Declined	Unchanged	Total
All Category	11	258	80	349
A Category (Equity)	8	188	61	257
B Category (Equity)	0	37	15	52
N Category (Equity)	1	9	0	10
Z Category (Equity)	2	24	4	30
Mutual Funds	5	26	6	37
Corporate Bonds	0	1	0	1

	Today	Last Day	Daily %Δ	
Mcap	Mn BDT	4,589,023	4,668,941	-1.7%
	Mn USD	54,014	54,955	
Turnover	Mn BDT	5,603	6,347	-11.7%
	Mn USD	66	75	
Volume	Mn Shares	155	179	-13.5%
No. of Trade		121,642	135,785	-10.4%

Figure: Sectorial Turnover (BDT Mn)

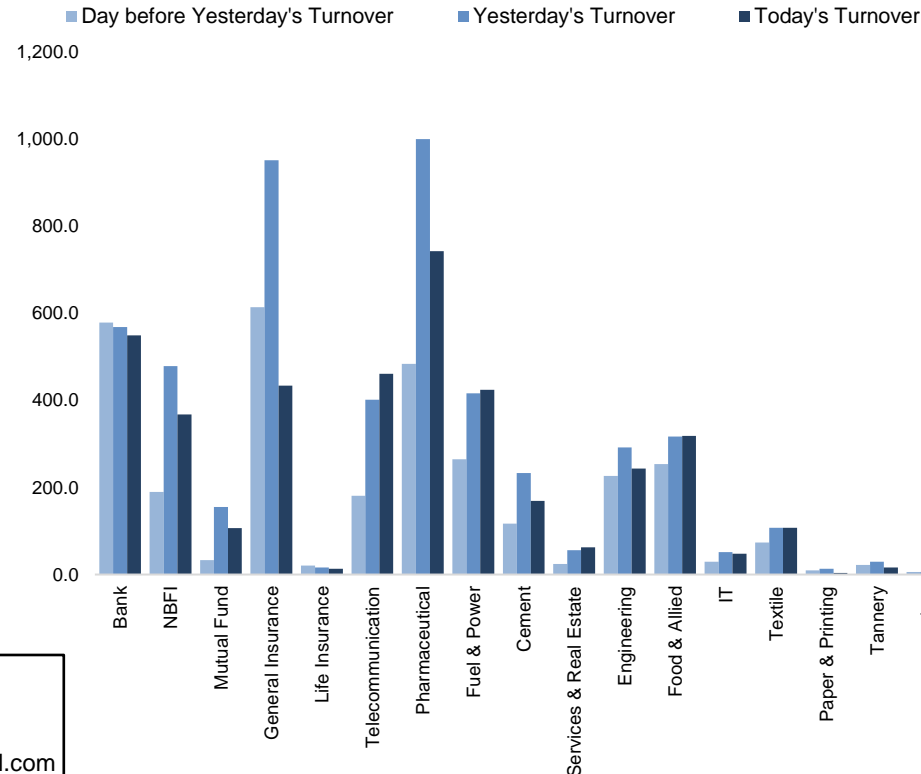
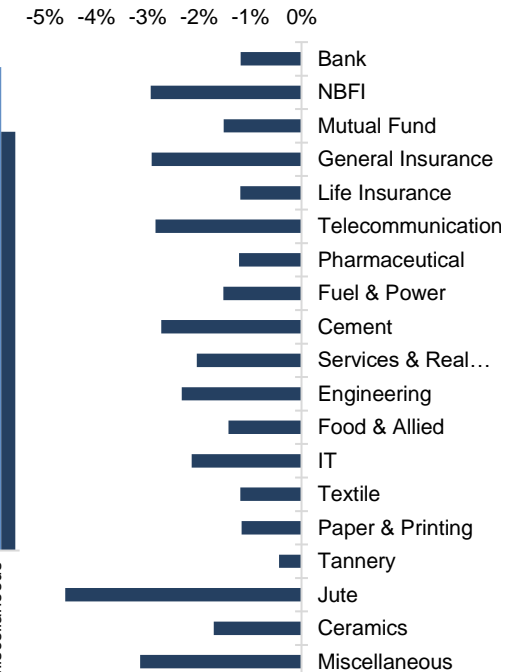


Figure: Sectorial Mcap Change



Market PE 18.2x  
Market PB 1.7x

<b>Md. Rafiqul Islam</b> Research Associate (880) 1708805229 mrafiqulislam@bracepl.com	<b>Md Mahirul Quddus</b> Research Associate (880) 1709636546 mmahirul.quddus@bracepl.com
---	---

Sector Index	Closing	Opening	Points Δ	%Δ	No. of Companies	Mcap (BDT Mn)	% of Total Mcap	Turnover (BDT Mn)	% of Total Turnover	PE	PB	Top Twenty Market Cap	Mcap (BDT Mn)	% of Total Mcap	Turnover (BDT Mn)	PE	PB
Bank	1,298	1,314	-15.56	-1.18%	31	561,054	14.0%	549.0	10.8%	7.3x	0.7x	GP	443,574	11.1%	120.2	12.4x	10.5x
NBFI	1,710	1,762	-51.74	-2.94%	23	167,990	4.2%	367.0	7.2%	50.4x	2.7x	WALTONHIL	361,363	9.0%	56.2	47.3x	6.8x
Mutual Fund	805	817	-12.40	-1.52%	37	36,316	0.9%	106.3	2.1%	NM	0.7x	BATBC	285,660	7.1%	110.0	26.2x	2.8x
General Insurance	3,231	3,328	-97.12	-2.92%	38	83,557	2.1%	433.7	8.6%	16.9x	1.6x	ROBI	232,040	5.8%	302.1	NM	3.5x
Life Insurance	1,968	1,992	-23.70	-1.19%	12	53,805	1.3%	13.5	0.3%	NM	NM	SQRPHARMA	174,276	4.3%	216.1	12.2x	2.1x
Telecommunication	5,980	6,155	-175.04	-2.84%	3	702,560	17.5%	461.0	9.1%	19.0x	6.1x	UPGDCL	153,735	3.8%	33.1	19.0x	5.5x
Pharmaceutical	3,225	3,264	-39.78	-1.22%	31	587,496	14.7%	741.7	14.6%	20.3x	2.5x	RENATA	114,794	2.9%	6.3	25.9x	5.0x
Fuel & Power	1,616	1,641	-24.95	-1.52%	22	432,119	10.8%	424.2	8.4%	12.6x	1.3x	BXPHARMA	82,709	2.1%	346.6	20.7x	2.3x
Cement	1,547	1,590	-43.44	-2.73%	7	90,809	2.3%	169.3	3.3%	24.3x	2.1x	BERGERPBL	81,379	2.0%	17.9	32.9x	8.3x
Services & Real Estate	1,055	1,077	-21.97	-2.04%	8	40,980	1.0%	62.6	1.2%	NM	0.9x	ICB	70,751	1.8%	4.2	26.2x	1.6x
Engineering	4,285	4,388	-102.53	-2.34%	42	523,105	13.0%	243.3	4.8%	32.6x	2.5x	MARICO	65,426	1.6%	17.1	21.8x	39.0x
Food & Allied	20,728	21,027	-298.72	-1.42%	20	375,048	9.4%	318.2	6.3%	34.0x	3.4x	BEXIMCO	64,672	1.6%	890.3	NM	1.1x
IT	2,046	2,090	-44.71	-2.14%	11	24,288	0.6%	47.6	0.9%	24.2x	1.8x	LHBL	57,023	1.4%	130.5	24.2x	3.3x
Textile	994	1,006	-12.03	-1.20%	56	103,724	2.6%	107.4	2.1%	NM	0.7x	BRACBANK	54,096	1.3%	32.2	12.8x	1.2x
Paper & Printing	5,234	5,296	-61.70	-1.16%	4	14,744	0.4%	3.7	0.1%	58.5x	1.0x	SUMITPOWER	45,812	1.1%	108.5	8.3x	1.3x
Tannery	1,659	1,666	-7.33	-0.44%	6	18,106	0.5%	15.8	0.3%	NM	1.7x	ISLAMIBANK	45,241	1.1%	21.7	8.0x	0.7x
Jute	8,553	8,966	-412.90	-4.61%	3	2,109	0.1%	7.4	0.1%	NM	13.5x	UNILEVERCL	33,140	0.8%	16.0	62.6x	22.4x
Ceramics	439	447	-7.65	-1.71%	5	22,293	0.6%	31.0	0.6%	56.5x	1.5x	OLYMPIC	32,910	0.8%	5.9	16.1x	4.0x
Miscellaneous	3,421	3,532	-110.97	-3.14%	13	169,058	4.2%	961.2	19.0%	51.5x	1.8x	TITASGAS	31,358	0.8%	2.8	9.2x	0.5x
												DUTCHBANGL	31,350	0.8%	9.4	5.7x	1.0x

Top Ten Gainers	Close Price (BDT)	Δ%	Turnover (BDT Mn)	PE	PB
DGIC	22.5	+50.0%	0.6	27.8x	2.0x
CAPMIBLMF	16.2	+9.5%	29.9	NM	1.8x
DACCADYE	8.0	+6.7%	3.5	NM	0.6x
VAMLRBBF	7.1	+2.9%	1.7	NM	0.7x
SIBL	12.7	+2.4%	2.5	7.5x	0.7x
EMERALDOIL	13.3	+1.5%	5.4	NM	0.8x
CAPMBDBLMF	8.0	+1.3%	5.4	NM	1.0x
ICBSONALI1	8.1	+1.3%	0.1	NM	1.2x
HEIDELBCEM	170.3	+1.2%	11.5	NM	2.5x
SEMLIBLSF	9.1	+1.1%	4.7	NM	1.0x

Top Twenty Free Float Mcap	Free Float Mcap (BDT Mn)	% of Total Free Float Mcap	PE	PB
SQRPHARMA	114,029	8.2%	12.2x	2.1x
BATBC	75,557	5.4%	26.2x	2.8x
BXPHARMA	57,748	4.1%	20.7x	2.3x
RENATA	56,042	4.0%	25.9x	5.0x
BEXIMCO	44,915	3.2%	NM	1.1x
GP	44,357	3.2%	12.4x	10.5x
BRACBANK	29,080	2.1%	12.8x	1.2x
ROBI	23,088	1.7%	NM	3.5x
ISLAMIBANK	22,024	1.6%	8.0x	0.7x
EBL	20,575	1.5%	6.3x	1.1x
LHBL	20,141	1.4%	24.2x	3.3x
OLYMPIC	19,963	1.4%	16.1x	4.0x
CITYBANK	17,533	1.3%	6.0x	0.9x
BEACONPHAR	17,398	1.2%	41.2x	5.2x
SUMITPOWER	16,854	1.2%	8.3x	1.3x
PUBALIBANK	16,626	1.2%	10.2x	0.7x
NBL	15,448	1.1%	6.2x	0.4x
UPGDCL	15,374	1.1%	19.0x	5.5x
ALARABANK	13,557	1.0%	6.5x	1.0x
IFIC	11,660	0.8%	9.9x	0.7x

Most Traded Share	Close Price (BDT)	Δ%	Turnover (BDT Mn)	PE	PB
BEXIMCO	73.8	-4.4%	890.3	NM	1.1x
BXPHARMA	185.4	-2.0%	346.6	20.7x	2.3x
ROBI	44.3	-3.7%	302.1	NM	3.5x
LANKABAFIN	27.7	-6.4%	243.6	21.0x	1.6x
SQRPHARMA	196.6	-1.2%	216.1	12.2x	2.1x
LHBL	49.1	-4.1%	130.5	24.2x	3.3x
GP	328.5	-2.4%	120.2	12.4x	10.5x
RAHIMAFOD	241.5	-7.3%	114.9	NM	25.1x
BATBC	529.0	-1.2%	110.0	26.2x	2.8x
PREMIERBAN	13.5	-2.2%	109.8	6.3x	0.6x

Top Ten Losers	Close Price (BDT)	Δ%	Turnover (BDT Mn)	PE	PB
JUTESPINN	90.1	-9.1%	0.2	NM	NM
SHYAMPSUG	41.5	-8.4%	0.8	NM	NM
PREMIERLEA	5.8	-7.9%	1.5	29.3x	0.3x
ARAMITCEM	25.8	-7.9%	5.8	NM	1.0x
TAUFIKA	21.7	-7.7%	35.5	29.7x	1.8x
EGEN	28.6	-7.4%	18.8	27.9x	1.4x
RAHIMAFOD	241.5	-7.3%	114.9	NM	25.1x
ANLIMAYARN	34.3	-7.0%	27.1	NM	3.0x
ICBIBANK	4.0	-7.0%	1.3	NM	NM
LRBDL	36.0	-7.0%	61.9	24.3x	1.0x

Block Trade	Maximum Price (BDT)	Minimum Price (BDT)	Turnover (BDT Mn)	Quantity ('000)	No. of
ASIAPACINS	70.0	62.0	66.4	1,022	4
BANKASIA	17.2	17.2	86.0	5,000	1
BERGERPBL	1,749.1	1,749.1	28.1	16	1
BEXIMCO	75.7	75.7	2.8	37	1
BGIC	36.1	36.1	20.5	569	2
BNICL	81.0	76.0	18.5	243	3
BRACBANK	40.8	40.5	9.5	234	3
CENTRALINS	66.1	66.1	0.5	8	1
CITYBANK	26.9	26.9	0.6	23	1
DBH	83.5	83.5	4.2	50	5

Block Trade	Maximum	Minimum	Turnover	Quantity	No. of
	Price (BDT)	Price (BDT)	(BDT Mn)	('000)	Trade
DHAKABANK	12.5	12.5	6.3	500	1
EASTERNINS	95.0	95.0	20.5	216	2
GBBPOWER	28.3	28.3	0.7	24	1
GENEXIL	49.4	49.4	0.7	15	1
GPHISPAT	28.1	28.1	0.7	24	1
KOHINOOR	431.5	431.5	0.5	1	1
LANKABAFIN	30.2	30.2	0.9	31	1
LINDEBD	1,311.1	1,311.1	62.9	48	1
NPOLYMAR	56.2	55.9	1.1	20	2
NLTUBES	92.8	92.8	0.5	5	1
PROVATIINS	90.0	77.9	45.6	517	6
RAKCERAMIC	26.5	26.5	1.4	51	1
RENATA	1,175.0	1,173.0	5.9	5	3
REPUBLIC	51.3	51.3	27.0	526	1
ROBI	44.8	44.8	21.0	469	1
RSRMSTEEL	20.7	20.7	1.0	49	2
SEAPEARL	73.1	73.1	0.5	7	1
SINGERBD	165.8	165.8	10.1	61	3
UPGDCL	269.7	269.7	94.4	350	1
<b>Total</b>			<b>538.7</b>		<b>53</b>

**Important DSE News**
**FAREASTFIN**

Bangladesh Securities and Exchange Commission has nominated 06 (six) distinguished individuals/persons as Independent Directors of the company namely: 1. Mr. Md. Ashraful Moqbul, Former Chairman of the Board of Directors, Sonali Bank Limited; 2. Mr. Ihsanul Aziz, Former AMD, Social Islami Bank Limited; 3. Mr. Seikh Nazmul Hoque Saikot, Editor in Chief, kingsnews24.com; 4. Mr. Md. Sajib Hossain CFA, Assistant Professor, University of Dhaka; 5. Mr. Dr. Md. Mosharraf Hossain, Director Management Consultancy, University of Dhaka and 6. Mr. AKM Shahiduzzaman, MBA (IBA), Senior Consultant in accordance with condition under 2 of the commission's Notification dated September 01, 2020 Mr. Md. Ashraful Moqbul is proposed to be selected as the chairman of the Board of Directors of the company.

**IDLC**

The Company has further informed that as per circular of dividend policy of Bangladesh Bank for Non-Bank Financial Institution, the shareholders of the Company in the 36th AGM held on March 31, 2021 has approved 15% cash and 5% stock dividend instead of 35% cash Dividend for the year ended on December 31, 2020.

**Upcoming Corporate Events**

DSE Ticker	Right Share	Dividend		Event	Date
		Stock	Cash		
PARAMOUNT	-	20.0%	0.0%	Record Date	1-Apr-21
RELIANCINS	-	0.0%	25.0%	Record Date	4-Apr-21
SHAHJABANK	-	5.0%	7.0%	Record Date	4-Apr-21
UNITEDINS	-	0.0%	11.0%	Record Date	4-Apr-21
LANKABAFIN	-	0.0%	12.0%	Record Date	5-Apr-21
MERCANBANK	-	5.0%	10.0%	Record Date	5-Apr-21
AGRANINS	-	5.0%	5.0%	Record Date	6-Apr-21
GHAIL	-	0.0%	2.0%	Record Date	8-Apr-21
BANKASIA	-	0.0%	10.0%	Record Date	8-Apr-21

**Disclaimer:** This report has been prepared by BRAC EPL Stock Brokerage Ltd and is provided for information purposes. It is not, under any circumstances, to be used or considered as an offer to sell, or a solicitation of any offer to buy. Reasonable care has been taken to ensure that the information is not untrue and misleading. BRAC EPL Stock Brokerage Ltd makes no representation or warranty as to the accuracy or completeness of such information. All opinions and estimates included in this report constitute our judgment as of this date and are subject to change without notice.