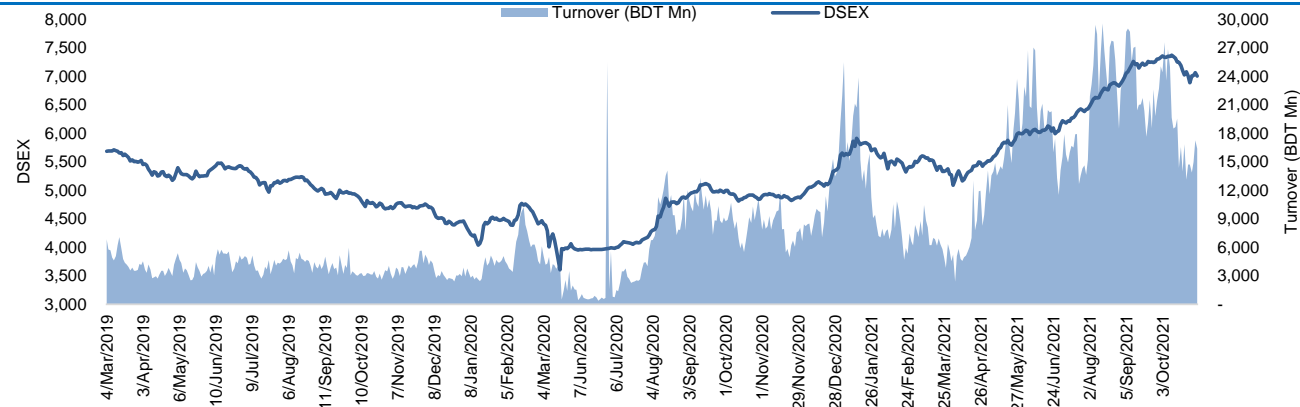


The market closed in red today. The benchmark index DSEX (-0.87%) lost 61.41 points and closed at 7,000.95. The blue-chip index DS30 (-0.69%), the Shariah-based index DSES (-0.60%), and the large-cap index CDSET (-0.63%) closed at 2,620.60, 1,470.50, and 1,405.77 points, respectively. All the large-cap sectors posted negative performance today. Food & Allied experienced the highest loss of 1.53% followed by Fuel & Power (-1.45%), Engineering (-1.21%), Bank (-1.09%), NBF (I) (-0.92%), Pharmaceutical (+0.30%), and Telecommunication (+1.05%), respectively. Block trades contributed 0.4% of the overall market turnover. Bangladesh Export Import Company Ltd. (-0.6%) was the most traded share with a turnover of BDT 1,206 million.



Index	Closing	Opening	Point Δ	%Δ	YTD %Δ
DSEX	7,000.95	7,062.36	-61.41	-0.87%	+29.6%
DS30	2,620.60	2,638.91	-18.31	-0.69%	+33.4%
DSES	1,470.50	1,479.39	-8.90	-0.60%	+18.4%
CDSET	1,405.77	1,414.75	-8.98	-0.63%	+25.2%

	Advanced	Declined	Unchanged	Total
All Category	122	226	27	375
A Category (Equity)	88	169	22	279
B Category (Equity)	14	40	3	57
N Category (Equity)	6	3	0	9
Z Category (Equity)	14	14	2	30
Mutual Funds	19	5	12	36
Corporate Bonds	1	0	0	1

		Today	Last Day	Daily %Δ
Mcap	Mn BDT	5,595,236	5,634,986	-0.7%
	Mn USD	65,672	66,138	
Turnover	Mn BDT	16,370	17,245	-5.1%
	Mn USD	192	202	
Volume	Mn Shares	423	450	-5.8%
No. of Trade		255,170	252,512	+1.1%

Anika Mafiz Research Analyst (880) 1708805206 anika.mafiz@bracepl.com	Fahim Hassan Research Associate (880) 1709636546 fahim.hassan@bracepl.com
---	---

Figure: Sectorial Turnover (BDT)

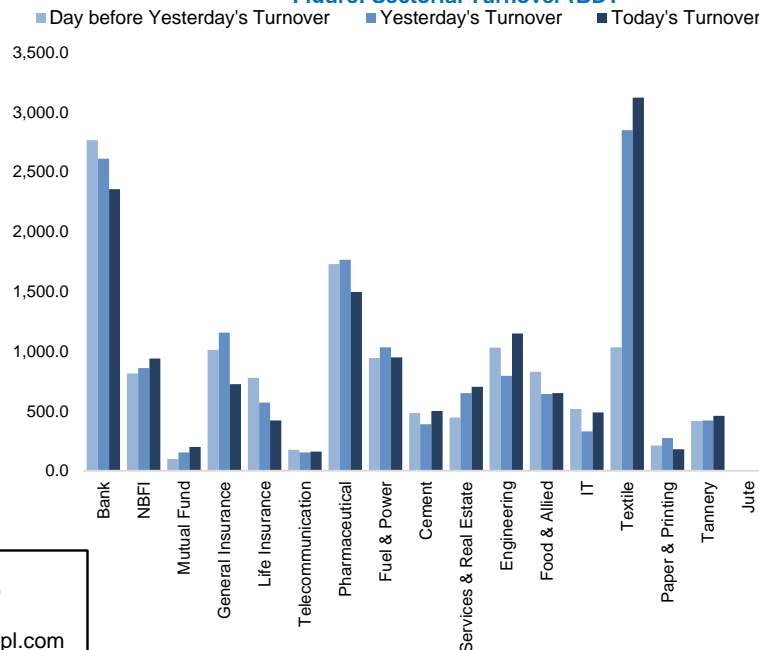
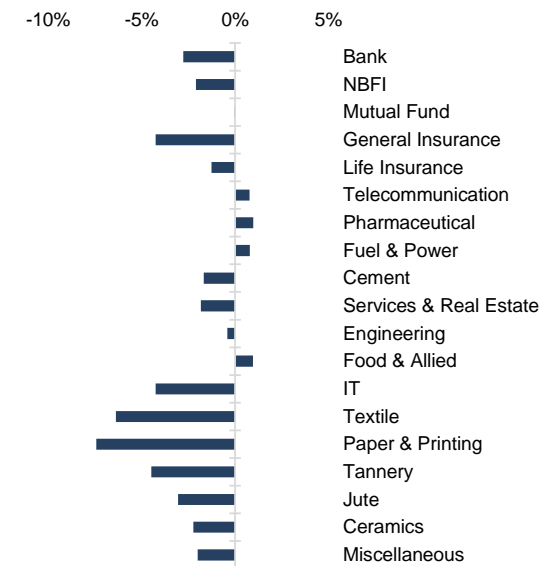


Figure: Sectorial Mcap Change



Market PE 18.0x
Market PB 2.0x

Sector Index	Closing	Opening	Points Δ	%Δ	No. of Companies	Mcap (BDT Mn)	% of Total Mcap	Turnover (BDT Mn)	% of Total Turnover	PE	PB	Top Twenty Market Cap	Mcap (BDT Mn)	% of Total Mcap	Turnover (BDT Mn)	PE	PB
Bank	1,647	1,694	-47.05	-2.78%	32	733,386	14.7%	2,355.0	14.7%	8.2x	0.9x	GP	484,083	9.7%	47.2	13.3x	11.6x
NBFI	2,427	2,479	-51.80	-2.09%	23	243,156	4.9%	938.1	5.9%	21.4x	3.8x	WALTONHIL	353,124	7.1%	11.9	23.2x	3.8x
Mutual Fund	967	967	-0.25	-0.03%	37	44,481	0.9%	199.5	1.2%	NM	0.9x	BATBC	345,978	6.9%	430.6	25.6x	9.3x
General Insurance	5,279	5,514	-234.64	-4.26%	38	134,992	2.7%	723.4	4.5%	21.6x	2.4x	ROBI	210,041	4.2%	58.5	NM	3.2x
Life Insurance	2,923	2,961	-37.25	-1.26%	13	82,323	1.7%	419.4	2.6%	NM	NM	SQURPHARMA	194,310	3.9%	161.5	12.2x	2.1x
Telecommunication	6,138	6,091	+47.33	+0.78%	3	728,457	14.6%	159.9	1.0%	18.2x	6.3x	UPGDCL	160,170	3.2%	181.9	14.7x	4.9x
Pharmaceutical	3,999	3,961	+38.64	+0.98%	31	721,815	14.5%	1,495.7	9.3%	22.0x	2.8x	BEXIMCO	142,928	2.9%	1,205.8	21.7x	2.1x
Fuel & Power	1,874	1,860	+14.61	+0.79%	23	507,312	10.2%	948.6	5.9%	13.2x	1.5x	RENATA	141,163	2.8%	30.4	27.9x	5.5x
Cement	2,649	2,694	-45.14	-1.68%	7	140,887	2.8%	499.4	3.1%	19.3x	2.9x	ICB	105,481	2.1%	24.4	51.2x	2.4x
Services & Real Estate	1,406	1,432	-26.15	-1.83%	8	55,369	1.1%	701.1	4.4%	NM	1.1x	BXPBARMA	95,290	1.9%	186.1	18.6x	2.6x
Engineering	4,810	4,831	-20.24	-0.42%	42	579,833	11.6%	1,148.0	7.2%	20.5x	2.2x	LHBL	92,794	1.9%	335.3	23.5x	4.8x
Food & Allied	25,692	25,447	+244.80	+0.96%	20	446,400	9.0%	649.7	4.1%	31.1x	9.7x	BERGERPBL	81,662	1.6%	2.1	24.5x	7.1x
IT	3,231	3,374	-143.36	-4.25%	11	37,894	0.8%	486.7	3.0%	35.1x	2.7x	MARICO	72,296	1.5%	11.3	21.9x	30.7x
Textile	1,584	1,692	-107.96	-6.38%	58	176,580	3.5%	3,120.6	19.5%	73.0x	1.1x	BRACBANK	63,761	1.3%	20.5	11.1x	1.3x
Paper & Printing	7,434	8,030	-595.91	-7.42%	6	22,917	0.5%	178.4	1.1%	NM	1.7x	DUTCHBANGL	51,043	1.0%	77.3	8.7x	1.4x
Tannery	3,212	3,363	-150.61	-4.48%	6	35,512	0.7%	458.0	2.9%	NM	3.5x	ISLAMIBANK	48,461	1.0%	2.1	9.0x	0.7x
Jute	8,212	8,470	-257.71	-3.04%	3	2,004	0.0%	4.8	0.0%	NM	14.5x	BEACONPHAR	47,678	1.0%	10.6	47.2x	9.1x
Ceramics	699	715	-15.99	-2.23%	5	33,791	0.7%	123.9	0.8%	37.4x	2.2x	SUMITPOWER	44,317	0.9%	46.3	7.9x	1.2x
Miscellaneous	5,022	5,125	-102.58	-2.00%	14	256,814	5.2%	1,411.6	8.8%	24.1x	2.4x	POWERGRID	40,127	0.8%	127.5	18.6x	0.7x
												TITASGAS	39,173	0.8%	21.4	11.3x	0.5x

Top Ten Gainers	Close Price (BDT)	Δ%	Turnover (BDT Mn)	PE	PB
SAFKOSPINN	27.3	+20.8%	161.3	NM	1.3x
GEMINISEA	202.2	+12.5%	16.9	NM	217.4x
DULAMIACOT	54.2	+9.9%	0.4	NM	NM
AMANFEED	57.6	+9.9%	60.5	21.6x	1.6x
HFL	33.6	+9.8%	209.2	NM	0.9x
SONARGAON	20.2	+9.8%	15.6	NM	0.9x
NEWLINE	38.9	+9.0%	173.0	28.6x	1.6x
MEGHNAPEP	21.9	+8.4%	0.8	NM	NM
DSHGARME	157.7	+7.4%	11.6	NM	8.0x
INTRACO	21.5	+7.0%	32.9	33.7x	1.8x

Top Ten Losers	Close Price (BDT)	Δ%	Turnover (BDT Mn)	PE	PB
ARAMITCEM	45.5	-23.0%	21.9	41.9x	1.6x
NFML	23.5	-15.8%	51.3	NM	2.0x
PDL	14.7	-12.5%	62.9	66.8x	1.1x
GBBPOWER	38.4	-10.9%	38.9	25.6x	1.8x
MONNOFABR	22.8	-10.2%	13.4	NM	0.8x
ZAHINTEX	7.8	-9.3%	6.2	NM	0.5x
ASIAINS	93.8	-9.3%	53.5	33.5x	3.7x
SHASHADNIM	27.6	-8.6%	21.7	17.9x	0.7x
UNIONCAP	10.8	-8.5%	15.8	NM	3.3x
CONFIDCEM	130.0	-8.3%	123.1	8.1x	1.7x

Top Twenty Free Float Mcap	Free Float Mcap (BDT Mn)	% of Total Free Float Mcap	PE	PB
SQURPHARMA	127,137	6.8%	12.2x	2.1x
BEXIMCO	99,263	5.3%	21.7x	2.1x
BATBC	91,511	4.9%	25.6x	9.3x
RENATA	68,916	3.7%	27.9x	5.5x
BXPBARMA	66,531	3.6%	18.6x	2.6x
GP	48,408	2.6%	13.3x	11.6x
BRACBANK	34,278	1.8%	11.1x	1.3x
BEACONPHAR	33,373	1.8%	47.2x	9.1x
LHBL	32,775	1.7%	23.5x	4.8x
EBL	24,908	1.3%	6.6x	1.1x
ISLAMIBANK	23,591	1.3%	9.0x	0.7x
OLYMPIC	21,200	1.1%	17.2x	3.8x
ROBI	20,899	1.1%	NM	3.2x
IFIC	20,512	1.1%	17.7x	1.1x
CITYBANK	20,057	1.1%	6.7x	0.9x
PUBALIBANK	19,514	1.0%	5.3x	0.7x
NBL	17,998	1.0%	7.1x	0.5x
ORIONPHARM	17,174	0.9%	35.2x	1.4x
DELTALIFE	16,662	0.9%	NM	NM
ALARABANK	16,528	0.9%	10.3x	1.2x

Most Traded Share	Close Price (BDT)	Δ%	Turnover (BDT Mn)	PE	PB
BEXIMCO	163.1	-0.6%	1,205.8	21.7x	2.1x
IFIC	19.1	-1.5%	995.5	17.7x	1.1x
SAIFPOWER	46.0	+2.2%	551.8	26.3x	2.7x
ORIONPHARM	107.9	+0.5%	447.9	35.2x	1.4x
FORTUNE	110.4	-6.1%	444.6	45.1x	7.1x
BATBC	640.7	-2.2%	430.6	25.6x	9.3x
MALEKSPIN	36.1	-1.1%	377.9	NM	0.8x
GPHISPAT	69.0	+2.4%	360.5	16.5x	2.3x
GENEXIL	136.4	-5.1%	358.1	44.7x	7.3x
LHBL	79.9	-3.5%	335.3	23.5x	4.8x

Block Trade	Maximum Price (BDT)	Minimum Price (BDT)	No. of Trade	Quantity ('000)	Turnover (BDT Mn)
ISLAMIBANK	27.4	27.4	3.0	2,971	81.41
BATBC	694.5	694.5	3.0	50	34.73
NRBCBANK	40.0	33.0	6.0	845	30.21
SONALIPAPR	730.0	645.0	3.0	42	27.11
GBBPOWER	43.1	41.0	5.0	607	26.04
NEWLINE	36.2	36.0	6.0	485	17.51
TOSRIFA	22.6	22.6	1.0	707	15.98
GENEXIL	155.0	140.8	3.0	105	14.85
LANKABAFIN	42.9	41.5	3.0	334	13.92
UPGDCL	280.0	280.0	1.0	40	11.20

*NBFI Sector PE calculation methodology has been modified to reflect positive earnings only.

Block Trade	Maximum Price (BDT)	Minimum Price (BDT)	Turnover (BDT Mn)	Quantity ('000)	No. of Trade
ISLAMIBANK	27.4	27.4	81.4	2,971	3
BATBC	694.5	694.5	34.7	50	3
NRBCBANK	40.0	33.0	30.2	845	6
SONALIPAPR	730.0	645.0	27.1	42	3
GBBPOWER	43.1	41.0	26.0	607	5
NEWLINE	36.2	36.0	17.5	485	6
TOSRIFA	22.6	22.6	16.0	707	1
GENEXIL	155.0	140.8	14.8	105	3
LANKABAFIN	42.9	41.5	13.9	334	3
UPGDCL	280.0	280.0	11.2	40	1
BNICL	135.0	135.0	10.8	80	1
DELTALIFE	226.0	205.0	7.6	35	7
PHOENIXFIN	32.3	32.3	7.1	220	1
CITYBANK	29.6	29.6	5.9	200	1
AIL	58.4	58.4	5.8	100	1
ORIONPHARM	110.0	110.0	4.4	40	1
FORTUNE	119.7	117.0	4.0	34	3
NHFIL	65.7	65.7	3.3	50	1
PREMIERBAN	16.3	16.3	3.3	200	1
DSSL	21.4	21.4	3.0	140	1
ALIF	20.9	20.9	2.1	100	1
GPHISPAT	67.8	66.2	2.0	30	2
Total			348.3		69

Upcoming Corporate Events

DSE Ticker	Right Share	Dividend		Event	Date
		Stock	Cash		
Index Agro Industries Limited	-	0.0%	25.0%	Record Date	31-Oct-21
Quasem Industries Ltd.	-	10.0%	0.0%	Record Date	3-Nov-21
Fortune Shoes Limited	-	5.0%	10.0%	Record Date	4-Nov-21
Far East Knitting & Dyeing Industries Limited	-	0.0%	10.0%	Record Date	11-Nov-21
Anwar Galvanizing Ltd.	-	10.0%	20.0%	Record Date	18-Nov-21
Envoy Textiles Limited	-	0.0%	5.0%	Record Date	15-Nov-21
Nahee Aluminum Composite Panel Ltd.	-	0.0%	10.0%	Record Date	10-Nov-21
Taufika Foods and Lovello Ice-cream PLC	-	0.0%	11.0%	Record Date	17-Nov-21
Bangladesh Lamps Limited	-	0.0%	20.0%	Record Date	10-Nov-21
MJL Bangladesh Limited	-	0.0%	55.0%	Record Date	17-Nov-21
Doreen Power Generations and Systems Limite	-	12.0%	13.0%	Record Date	9-Nov-21
Titas Gas Transmission & Dist. Co. Ltd.	-	0.0%	22.0%	Record Date	11-Nov-21
Square Pharmaceuticals Ltd.	-	0.0%	60.0%	Record Date	22-Nov-21
Square Textile Ltd.	-	0.0%	20.0%	Record Date	22-Nov-21
Marico Bangladesh Limited	-	0.0%	200.0%	Record Date	11-Nov-21
Bangladesh Export Import Company Ltd.	-	0.0%	35.0%	Record Date	22-Nov-21
Beximco Pharmaceuticals Ltd.	-	0.0%	35.0%	Record Date	22-Nov-21

Disclaimer: This report has been prepared by BRAC EPL Stock Brokerage Ltd and is provided for information purposes. It is not, under any circumstances, to be used or considered as an offer to sell, or a solicitation of any offer to buy. Reasonable care has been taken to ensure that the information is not untrue and misleading. BRAC EPL Stock Brokerage Ltd makes no representation or warranty as to the accuracy or completeness of such information. All opinions and estimates included in this report constitute our judgment as of this date and are subject to change without notice.

Important DSE News
TAKAFULINS

Eastern Diagnostic H & OPMS, one of the Corporate Directors of the Company, has expressed its intention to buy 1,50,000 shares of the Company at prevailing market price (in the Public Market) through Stock Exchanges (DSE) within October 31, 2021.

AMCL(PRAN)

The Board of Directors has recommended 32% cash dividend for the year ended on June 30, 2021. Date of AGM: 26.12.2021, Time: 9:30 AM, Venue: Digital Platform. Record Date: 21.11.2021. The Company has also reported EPS of Tk. 5.37, NAV per share (with revaluation) of Tk. 84.17 and NOCFPS of Tk. 21.23 for the year ended on June 30, 2021 as against Tk. 5.70, Tk. 81.99 and Tk. 15.52 respectively for the same period of the previous year.

OLYMPIC

The Board of Directors has recommended 54% cash dividend for the year ended on June 30, 2021. Date of AGM: 26.12.2021, Time: 11:00 AM, Venue: Digital Platform. Record Date: 18.11.2021. The Company has also reported EPS of Tk. 10.19, NAV per share of Tk. 46.21 and NOCFPS of Tk. 9.93 for the year ended on June 30, 2021 as against Tk. 10.13, Tk. 41.22 and Tk. 9.29 respectively for the same period of the previous year.

FINEFOODS

The Board of Directors has recommended No dividend for the year ended on June 30, 2021. Date of AGM: 22.12.2021, Time: 12:01 PM, Venue: Digital Platform. Record Date: 18.11.2021. The Company has also reported EPS of Tk. (0.113), NAV per share of Tk. 10.612 and NOCFPS of Tk. (0.226) for the year ended on June 30, 2021 as against Tk. 0.188, Tk. 10.825 and Tk. (0.030) respectively for the same period of the previous year.

SIMTEX

The Board of Directors has recommended 4% cash dividend for the year ended on June 30, 2021. Date of AGM: 23.12.2021, Time: 11:00 AM, Venue: Digital Platform. Record Date: 24.11.2021. The Company has also reported EPS of Tk. 0.92, NAV per share of Tk. 21.82 and NOCFPS of Tk. 3.14 for the year ended on June 30, 2021 as against Tk. 0.56, Tk. 21.00 and Tk. (0.98) respectively for the same period of the previous year.

MONNOCERA

The Board of Directors has recommended 10% cash dividend to public shareholders other than Sponsors/Directors for the year ended on June 30, 2021. The Sponsors/Directors hold 21,720,200 shares out of total 37,724,317 shares of the Company and the cash dividend to be payable to the public shareholders 16,004,117 shares to be payable dividend Tk. 16,004,117.00 (Including Tax). Date of AGM: 27.12.2021, Time: 10:00 AM, Venue: Digital Platform. Record Date: 23.11.2021. The Company has also reported EPS of Tk. 0.90, NAV per share of Tk. 57.37 and NOCFPS of Tk. 0.26 for the year ended on June 30, 2021.

GPHISPAT

The Board of Directors has recommended 20% cash and 10% Stock dividend for the year ended on June 30, 2021. Date of AGM: 20.12.2021, Time: 3:00 PM, Venue: Digital Platform. Record date: 22.11.2021 to attend and vote in the AGM as well as will be entitled to get such recommended Cash Dividend only, if approved by the Shareholders in the AGM. The Stock Dividend is subject to approval of shareholders in the AGM and subsequent approval of the BSEC. Another Record date for entitlement of Stock Dividend will be notified later after getting approval from BSEC as per BSEC Notification No. BSEC/CMRRCD/2009-193/23/Admin/123; Dated June 30, 2021. The Company has also reported EPS of Tk. 4.18, NAV per share of Tk. 29.86 and NOCFPS of Tk. (4.05) for the year ended on June 30, 2021 as against Tk. 0.79, Tk. 17.01 and Tk. (8.10) respectively for the same period of the previous year.

AAMRATECH

The Board of Directors has recommended 10% stock dividend for the year ended on June 30, 2021. Such Stock Dividend subject to approval of BSEC. New Record date for entitlement of Stock Dividend will be notified later after getting approval from BSEC as per BSEC Notification No. BSEC/CMRRCD/2009-193/23/Admin /123; Dated June 30, 2021. Date of AGM: 28.12.2021, Time: 11:00 AM, Venue: Digital Platform. Record Date: 21.11.2021. The Company has also reported EPS of Tk. 1.45, NAV per share of Tk. 23.93 and NOCFPS of Tk. 2.10 for the year ended on June 30, 2021 as against Tk. 1.46, Tk. 23.48 and Tk. 2.92 respectively for the same period of the previous year.

AAMRANET

The Board of Directors has recommended 10% stock dividend for the year ended on June 30, 2021. Such Stock Dividend subject to approval of BSEC. New Record date for entitlement of Stock Dividend will be notified later after getting approval from BSEC as per BSEC Notification No. BSEC/CMRRCD/2009-193/23/Admin /123; Dated June 30, 2021. Date of AGM: 28.12.2021, Time: 10:00 AM, Venue: Digital Platform. Record Date: 21.11.2021. The Company has also reported EPS of Tk. 2.14, NAV per share of Tk. 37.09 and NOCFPS of Tk. 5.19 for the year ended on June 30, 2021 as against Tk. 3.19, Tk. 35.95 and Tk. 4.33 respectively for the same period of the previous year.

BATASHOE

The Board of Directors of the Company has declared 75% interim cash dividend for the year ending on December 31, 2021 based on 9 months financials for the period ended on September 30, 2021. Record date for entitlement of interim cash dividend: 17.11.2021. EPS was Tk. (8.36) for July-September 2021 as against Tk. (37.55) for July-September 2020; EPS was Tk. (10.80) for January-September 2021 as against Tk. (89.23) for January-September 2020. NOCFPS was Tk. 49.12 for January-September 2021 as against Tk. 1.67 for January-September 2020. NAV per share was Tk. 254.64 as on September 30, 2021 and Tk. 267.94 as on December 31, 2020.

APEXFOODS

The Board of Directors has recommended 20% Cash dividend for the year ended on June 30, 2021. Date of AGM: December 15, 2021, Time:10:30 AM, Venue: Digital Platform. November 21, 2021. The Company has reported EPS of Tk. 2.07, NAV per share of Tk. 119.39 and NOCFPS of Tk. 42.87 for the year ended on June 30, 2021 as against Tk. 1.88, Tk. 120.63 and Tk. 16.66 respectively for the same period of the previous year.

IFADAUTOS

The Board of Directors has recommended 11% Cash dividend for the year ended on June 30, 2021. Date of AGM: December 22, 2021, Time: 12:00 Noon, Venue: Digital Platform. Record Date: November 21, 2021. The Company has reported EPS of Tk. 2.18, NAV per share of Tk. 40.81 and NOCFPS of Tk. 0.44 for the year ended on June 30, 2021 as against Tk. 0.91 Tk. 38.95 and Tk. (7.53) respectively for the same period of the previous year.

GENEXIL

The Board of Directors has recommended 10% Cash dividend and 10% Stock Dividend for the year ended on June 30, 2021. Date of AGM: December 12, 2021, Time: 3:00 PM, Venue: Digital Platform. Record Date: November 18, 2021. Such Stock Dividend subject to approval of BSEC. New Record date for entitlement of Stock Dividend will be notified later after getting approval from BSEC as per BSEC Notification No. BSEC/CMRRCD/2009-193/23/Admin /123; Dated June 30, 2021. The Company has reported Consolidated EPS of Tk. 3.22, Consolidated NAV per share of Tk. 18.22 and Consolidated NOCFPS of Tk. 4.82 for the year ended on June 30, 2021 as against Tk. 3.11 Tk. 17.50 and Tk. 4.26 respectively for the same period of the previous year.

ACI

The Board of Directors has recommended 65% Cash dividend and 15% Stock Dividend for the year ended on June 30, 2021. Date of AGM: December 26, 2021, Time: 11:30 AM, Venue: Digital Platform. Record Date: November 18, 2021. The Company has reported Consolidated EPS of Tk. 5.50, Consolidated NAV per share of Tk. 162.65 and Consolidated NOCFPS of Tk. (29.86) for the year ended on June 30, 2021 as against Tk. (16.78) Tk. 125.16 and Tk. 75.26 respectively for the same period of the previous year.

Disclaimer: This report has been prepared by BRAC EPL Stock Brokerage Ltd and is provided for information purposes. It is not, under any circumstances, to be used or considered as an offer to sell, or a solicitation of any offer to buy. Reasonable care has been taken to ensure that the information is not untrue and misleading. BRAC EPL Stock Brokerage Ltd makes no representation or warranty as to the accuracy or completeness of such information. All opinions and estimates included in this report constitute our judgment as of this date and are subject to change without notice.