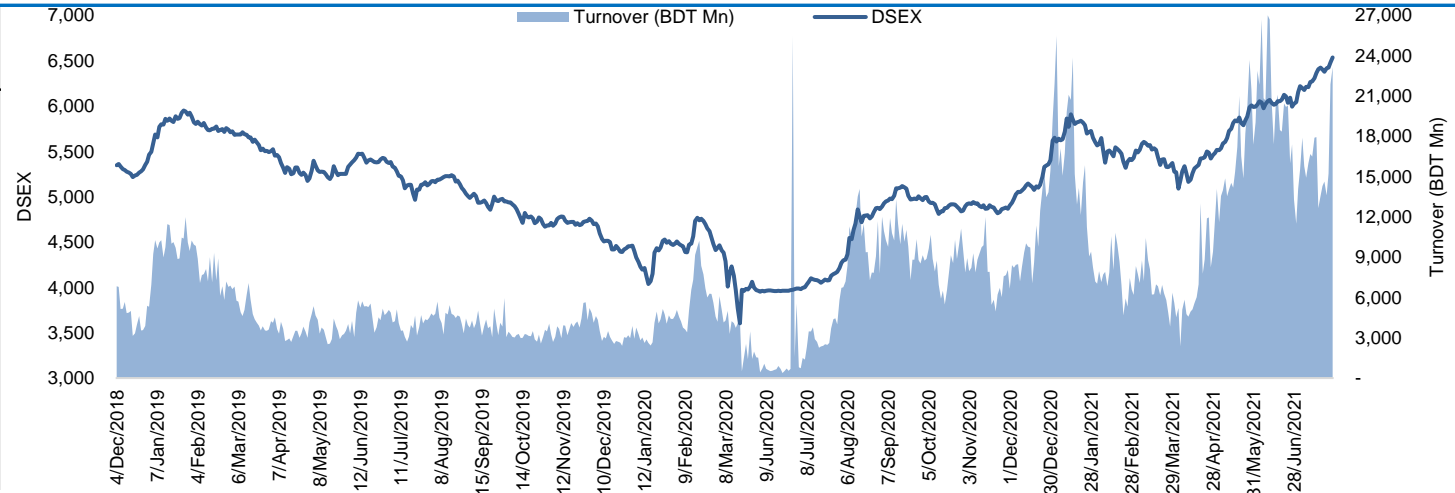


The market closed in green today. The benchmark index DSEX (+0.84%) gained 54.3 points and closed at 6,535.87. The blue-chip index DS30 (+0.95%), the Shariah-based index DSES (+0.88%), and the large-cap index CDSET (+0.87%) closed at 2,366.45, 1,424.61, and 1,279.89 points, respectively. All the large-cap sectors posted positive performance today. Bank booked the highest gain of 2.02% followed by Engineering (+1.86%), NBF1 (+1.01%), Fuel & Power (+0.84%), Pharmaceutical (+0.73%), Telecommunication (-0.21%), and Food & Allied (-0.21%), respectively. Block trades contributed 1.3% of the overall market turnover. Bangladesh Export Import Company Ltd. (+2.4%) was the most traded share with a turnover of BDT 1,095 million.



Index	Closing	Opening	Point Δ	%Δ	YTD %Δ
DSEX	6,535.87	6,481.57	+54.30	+0.84%	+21.0%
DS30	2,366.45	2,344.10	+22.34	+0.95%	+20.5%
DSES	1,424.61	1,412.15	+12.46	+0.88%	+14.7%
CDSET	1,279.89	1,268.86	+11.03	+0.87%	+14.0%

	Advanced	Declined	Unchanged	Total
All Category	178	170	27	375
A Category (Equity)	136	117	20	273
B Category (Equity)	23	34	3	60
N Category (Equity)	2	9	0	11
Z Category (Equity)	17	10	4	31
Mutual Funds	13	9	14	36
Corporate Bonds	1	0	0	1

	Today	Last Day	Daily %Δ	
Mcap	Mn BDT	5,415,623	5,378,709	+0.7%
	Mn USD	63,743	63,309	
Turnover	Mn BDT	23,145	21,878	+5.8%
	Mn USD	272	258	
Volume	Mn Shares	821	765	+7.4%
No. of Trade		346,468	335,029	+3.4%

Figure: Sectorial Turnover (BDT Mn)

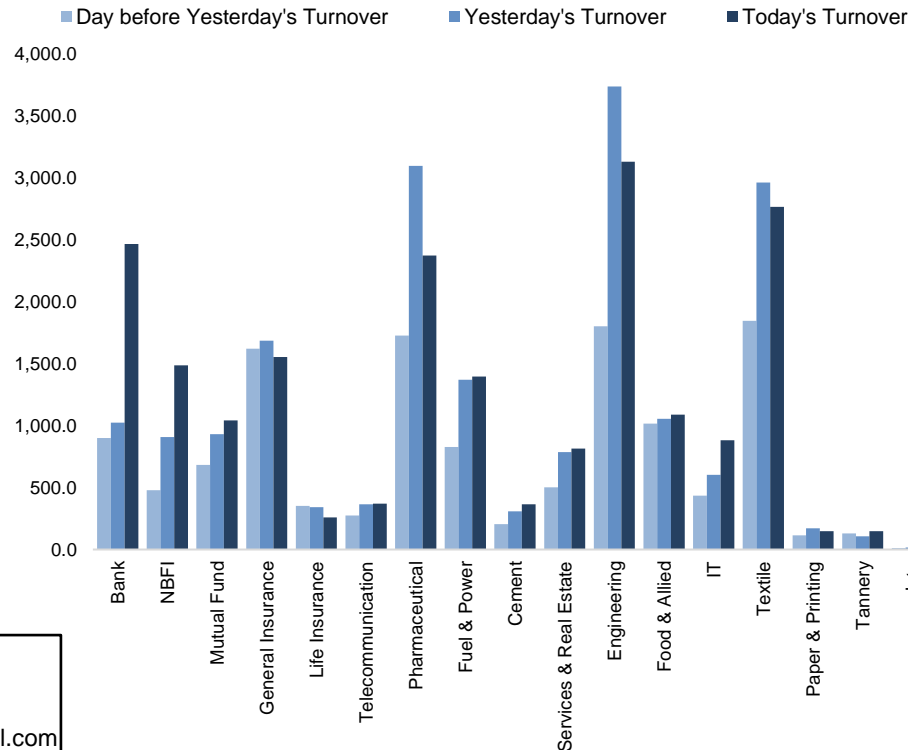
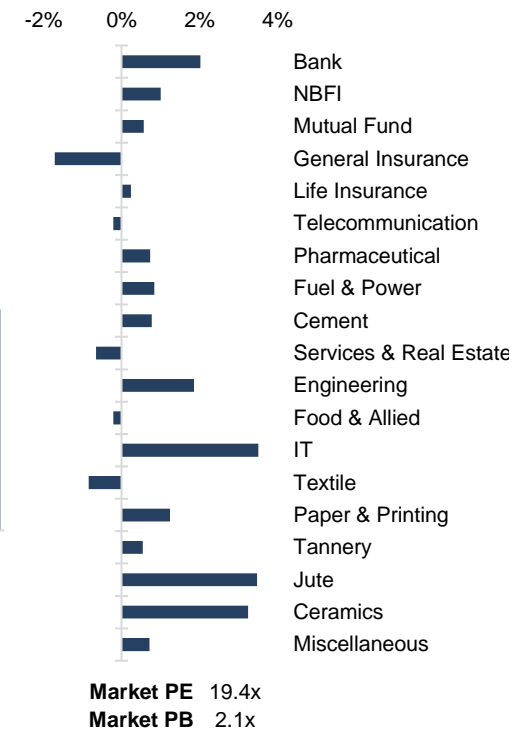


Figure: Sectorial Mcap Change



Anika Mafiz Research Analyst (880) 1708805206 anika.mafiz@bracepl.com	Md Mahirul Quddus Research Associate (880) 1709636546 mmahirul.quddus@bracepl.com
---	---

Sector Index	Closing	Opening	Points Δ	%Δ	No. of Companies	Mcap (BDT Mn)	% of Total Mcap	Turnover (BDT Mn)	% of Total Turnover	PE	PB	Top Twenty Market Cap	Mcap (BDT Mn)	% of Total Mcap	Turnover (BDT Mn)	PE	PB
Bank	1,592	1,561	+31.59	+2.02%	31	691,777	14.2%	2,462.9	10.8%	8.4x	0.9x	GP	497,315	10.2%	102.7	13.6x	10.0x
NBFI	2,218	2,196	+22.08	+1.01%	23	222,539	4.6%	1,485.7	6.5%	42.2x	3.5x	WALTONHIL	448,940	9.2%	95.9	44.9x	7.9x
Mutual Fund	1,150	1,143	+6.50	+0.57%	37	52,341	1.1%	1,041.7	4.6%	NM	1.0x	BATBC	307,206	6.3%	175.4	22.8x	8.3x
General Insurance	5,307	5,399	-92.37	-1.71%	38	138,074	2.8%	1,553.0	6.8%	24.4x	2.6x	ROBI	225,755	4.6%	180.6	NM	3.5x
Life Insurance	2,701	2,695	+6.58	+0.24%	13	74,783	1.5%	257.6	1.1%	NM	NM	SQRPHARMA	197,590	4.1%	186.1	13.6x	2.3x
Telecommunication	6,365	6,378	-13.23	-0.21%	3	753,528	15.5%	370.5	1.6%	18.8x	6.1x	UPGDCL	162,547	3.3%	42.6	16.8x	5.4x
Pharmaceutical	3,836	3,808	+27.95	+0.73%	31	700,105	14.4%	2,370.8	10.4%	23.0x	2.8x	RENATA	134,050	2.8%	9.5	29.2x	5.5x
Fuel & Power	1,783	1,768	+14.87	+0.84%	23	495,721	10.2%	1,395.1	6.1%	13.1x	1.5x	ICB	99,841	2.1%	78.5	48.2x	2.3x
Cement	2,221	2,204	+17.15	+0.78%	7	126,046	2.6%	365.5	1.6%	18.3x	2.7x	BXPBARMA	82,932	1.7%	255.4	18.2x	2.3x
Services & Real Estate	1,199	1,207	-7.84	-0.65%	8	45,870	0.9%	814.2	3.6%	NM	1.0x	BEXIMCO	82,549	1.7%	1,094.6	22.7x	1.3x
Engineering	5,443	5,343	+99.36	+1.86%	42	670,345	13.8%	3,125.5	13.7%	32.4x	3.1x	BERGERPBL	82,177	1.7%	39.5	30.5x	7.6x
Food & Allied	23,239	23,288	-49.32	-0.21%	20	409,536	8.4%	1,086.0	4.8%	30.5x	8.8x	MARICO	74,668	1.5%	10.0	23.4x	27.5x
IT	3,123	3,017	+106.04	+3.51%	11	36,888	0.8%	880.2	3.9%	34.1x	2.6x	LHBL	74,212	1.5%	195.1	20.3x	4.0x
Textile	1,465	1,478	-12.50	-0.85%	58	158,660	3.3%	2,763.5	12.1%	NM	1.0x	BRACBANK	69,330	1.4%	52.1	14.3x	1.4x
Paper & Printing	6,434	6,355	+78.98	+1.24%	6	18,872	0.4%	147.3	0.6%	49.6x	1.3x	DUTCHBANGL	54,332	1.1%	84.2	10.0x	1.6x
Tannery	2,201	2,189	+12.03	+0.55%	6	24,237	0.5%	147.8	0.6%	NM	2.5x	BEACONPHAR	53,338	1.1%	142.3	52.8x	10.2x
Jute	8,702	8,410	+292.30	+3.48%	3	2,167	0.0%	26.0	0.1%	NM	15.7x	SUMITPOWER	47,200	1.0%	107.9	8.4x	1.3x
Ceramics	679	657	+21.36	+3.25%	5	33,358	0.7%	763.1	3.3%	38.0x	2.2x	ISLAMIBANK	46,207	1.0%	9.9	9.6x	0.7x
Miscellaneous	3,915	3,887	+27.87	+0.72%	14	202,800	4.2%	1,780.3	7.8%	29.2x	2.0x	TITASGAS	39,173	0.8%	77.5	10.8x	0.6x
												POWERGRID	35,423	0.7%	133.6	16.4x	0.6x

Top Ten Gainers	Close Price (BDT)	Δ%	Turnover (BDT Mn)	PE	PB
PAPERPROC	138.3	+9.9%	15.9	NM	5.0x
CVOPRL	123.0	+9.9%	65.2	NM	10.3x
SIMTEX	21.4	+9.7%	219.1	NM	1.0x
GENEXIL	100.5	+9.5%	387.8	33.0x	5.4x
METROSPIN	22.8	+8.6%	236.9	26.3x	1.5x
AZIZPIPES	113.8	+8.3%	54.1	NM	NM
IFIC	14.6	+8.1%	823.5	13.6x	0.8x
GEMINISEA	193.9	+8.1%	46.0	NM	NM
ALLTEX	16.2	+8.0%	22.5	NM	1.4x
MONNOFABR	25.7	+7.5%	31.3	NM	0.9x

Top Ten Losers	Close Price (BDT)	Δ%	Turnover (BDT Mn)	PE	PB
PEOPLESINS	53.8	-8.5%	164.3	20.8x	1.8x
PRIMEINSUR	57.9	-6.5%	55.5	41.1x	3.4x
CENTRALINS	60.2	-5.2%	150.7	27.3x	2.5x
PIONEERINS	122.2	-5.1%	108.0	17.6x	2.6x
GHCL	44.1	-4.8%	20.6	NM	0.8x
KBPPWBIL	14.4	-4.6%	30.2	NM	1.2x
AIL	39.6	-4.6%	47.5	21.7x	1.9x
GLOBALINS	58.5	-4.3%	83.1	37.7x	4.2x
FARCHEM	16.3	-4.1%	170.3	NM	1.2x
SAFKOSPINN	26.3	-4.0%	14.0	NM	1.6x

Top Twenty Free Float Mcap	Free Float Mcap (BDT Mn)	% of Total Free Float Mcap	PE	PB
SQRPHARMA	129,283	7.4%	13.6x	2.3x
BATBC	81,256	4.6%	22.8x	8.3x
RENATA	65,443	3.7%	29.2x	5.5x
BXPBARMA	57,903	3.3%	18.2x	2.3x
BEXIMCO	57,330	3.3%	22.7x	1.3x
GP	49,732	2.8%	13.6x	10.0x
BEACONPHAR	37,335	2.1%	52.8x	10.2x
BRACBANK	37,272	2.1%	14.3x	1.4x
LHBL	26,212	1.5%	20.3x	4.0x
EBL	23,842	1.4%	6.5x	1.1x
ISLAMIBANK	22,494	1.3%	9.6x	0.7x
ROBI	22,463	1.3%	NM	3.5x
OLYMPIC	21,237	1.2%	16.9x	4.0x
CITYBANK	19,985	1.1%	5.4x	1.0x
PUBALIBANK	17,542	1.0%	6.7x	0.6x
SUMITPOWER	17,365	1.0%	8.4x	1.3x
NBL	17,141	1.0%	8.0x	0.5x
UPGDCL	16,255	0.9%	16.8x	5.4x
IFIC	15,679	0.9%	13.6x	0.8x
PRIMEBANK	15,674	0.9%	7.7x	1.1x

Most Traded Share	Close Price (BDT)	Δ%	Turnover (BDT Mn)	PE	PB
BEXIMCO	94.2	+2.4%	1,094.6	22.7x	1.3x
IFIC	14.6	+8.1%	823.5	13.6x	0.8x
SAIFPOWER	29.7	+0.3%	545.9	37.1x	1.8x
ORIONPHARM	63.8	+2.2%	400.3	20.8x	0.8x
GENEXIL	100.5	+9.5%	387.8	33.0x	5.4x
FUWANGCER	27.2	+0.4%	360.4	68.0x	2.3x
GPHISPAT	49.4	-3.3%	323.4	18.3x	2.7x
LANKABAFIN	36.9	-	281.1	17.7x	1.9x
WMSHIPYARD	16.6	-	271.7	19.8x	0.7x
BXPBARMA	185.9	+1.0%	255.4	18.2x	2.3x

Block Trade	Maximum Price (BDT)	Minimum Price (BDT)	Turnover (BDT Mn)	Quantity ('000)	No. of Trade
SOUTHEASTB	17.1	17.1	43.6	2,550	1
HRTEX	65.0	65.0	33.7	518	6
FORTUNE	56.0	55.0	16.7	300	5
CAPMBDBLMF	13.2	13.0	3.8	291	2
QUEENSOUTH	33.9	31.8	6.1	181	2
GENEXIL	94.0	92.0	16.5	176	5
CENTRALINS	63.5	63.5	10.8	170	3
AIL	42.5	41.0	4.7	113	3
BEXIMCO	92.5	90.0	10.2	110	2
SEMLFBSLGF	12.0	12.0	1.2	100	1

Block Trade	Maximum	Minimum	Turnover	Quantity	No. of
	Price (BDT)	Price (BDT)			
MALEKSPIN	32.0	32.0	3.1	97	1
NEWLINE	30.0	30.0	2.8	92	1
EMERALDOIL	35.5	35.5	2.7	75	1
OIMEX	26.8	26.5	1.9	70	2
SQURPHARMA	221.5	221.5	15.1	68	2
ARAMITCEM	58.0	58.0	3.5	60	1
BRACBANK	52.2	52.2	3.1	60	2
SILVAPHL	23.5	23.5	1.4	60	1
GREENDELT	116.9	116.9	6.7	57	1
GP	402.5	402.0	22.8	57	5
SONALIPAPR	350.0	350.0	19.0	54	2
GBBPOWER	34.5	34.5	1.7	50	1
COPPERTECH	40.6	40.6	2.0	50	1
LANKABAFIN	39.8	39.8	2.0	50	1
PEOPLESINS	58.0	58.0	2.8	48	1
MONNOFABR	25.0	25.0	1.0	41	1
POWERGRID	51.0	50.8	2.0	40	2
RAKCERAMIC	42.2	42.2	1.7	40	2
ATCSLGF	15.7	15.7	0.5	32	1
PREMIERCEM	73.5	73.5	2.2	30	1
SPCERAMICS	32.8	32.8	1.0	30	1
TAUFIKA	35.7	35.7	1.1	30	1
CONTININS	50.7	50.7	1.0	20	1
RENATA	1,370.0	1,370.0	27.4	20	1
SSSTEEL	25.0	25.0	0.5	20	1
FINEFOODS	58.0	58.0	1.1	19	1
NFML	35.8	35.8	0.6	17	1
MIRAKHTER	83.6	83.6	1.4	17	1
BATBC	568.1	568.1	8.5	15	1
CONFIDCEM	146.0	146.0	1.7	12	1
Total			307.8		86

Upcoming Corporate Events

DSE Ticker	Right Share	Dividend		Event	Date
		Stock	Cash		
BERGERPBL	-	0.0%	375.0%	Record Date	16-Aug-21
NBL	-	5.0%	0.0%	Record Date	17-Aug-21
MARICO	-	0.0%	200.0%	Record Date	18-Aug-21
SANDHANINS	-	0.0%	12.0%	Record Date	25-Aug-21

Important DSE News

MIDASFIN

The Board of Directors has recommended 2.50% cash and 2.50% stock dividend for the year ended on December 31, 2020. The Board of Directors has also decided to hold an EGM to pursuant with condition no. (a) of the Notification no. BSEC/CMRRCD/2009-193/2/Admin/103 dated February 05, 2020 of Bangladesh Securities and Exchange Commission, a floor space measuring 3,790 sft. (half portion of 11th floor situated at south side of MIDAS Centre, Houase no.5, Road-16 along with 3 car parking has been transferred to MIDAS (Micro Industries Development Assistance and Services) at a value of BDT 1,71,34,998.00 only subject to getting approval from shareholders in the EGM and other regulatory authorities as special business. The total cost price of the floor space is BDT 1,71,34,998.00 only Date of AGM & EGM: 20.09.2021, Time of AGM and EGM: 10:00 AM and 11:00 AM respectively, Venue: Digital Platform. Record Date for AGM and EGM: 25.08.2021. The Company has also reported Consolidated EPS of Tk. 0.83, Consolidated NAV per share of Tk. 11.69 and Consolidated NOCFPS of Tk. (0.49) for the year ended on December 31, 2020 as against Tk. 0.66 (restated), Tk. 11.11 (restated) and Tk. (1.86) (restated) respectively for the same period of the previous year. The Company also informed that i) Bonus Shares have been recommended to strengthen Liquidity growth of the Company which will enhance the business growth of the Company. ii) Bonus Shares are declared out of accumulated profit. iii) Bonus Shares are not declared from capital reserve or revaluation reserve or any unrealized gain or out of profit earned prior to incorporation of the Company or through reducing paid up capital or through doing anything so that the post dividend retained earnings become negative or a debit balance.

(Q1 Un-audited): Consolidated EPS was Tk. (3.78) for January-March 2021 as against Tk. 0.11 for January-March 2020. Consolidated NOCFPS was Tk. 1.13 for January-March 2021 as against Tk. (0.69) for January-March 2020. Consolidated NAV per share was Tk. 7.91 as on March 31, 2021 and Tk. 11.69 as on December 31, 2020.

GREENDELT

Md. Mozammel Huq, one of the Sponsors of the Company, has expressed his intention to sell his total holding of 6,09,878 shares of the Company at prevailing market price (in the Public Market) through Stock Exchange (DSE) within next 30 working days.

Ms. Khurshida Chowdhury, one of the Directors of the Company, has expressed her intention to buy 57,469 shares of the Company at prevailing market price (in the Block Market) through Stock Exchange (DSE) within next 30 working days.

FARCHEM

The Company has informed that they have already undertaken civil construction work of its 2nd Unit and also has opened L/C of Pre-fabricated Steel Structure Building Factory Shade and Partial Capital Machineries for its 2nd Unit at Rupgonj, Narayangonj. Rest L/C opening is under process.

Disclaimer: This report has been prepared by BRAC EPL Stock Brokerage Ltd and is provided for information purposes. It is not, under any circumstances, to be used or considered as an offer to sell, or a solicitation of any offer to buy. Reasonable care has been taken to ensure that the information is not untrue and misleading. BRAC EPL Stock Brokerage Ltd makes no representation or warranty as to the accuracy or completeness of such information. All opinions and estimates included in this report constitute our judgment as of this date and are subject to change without notice.