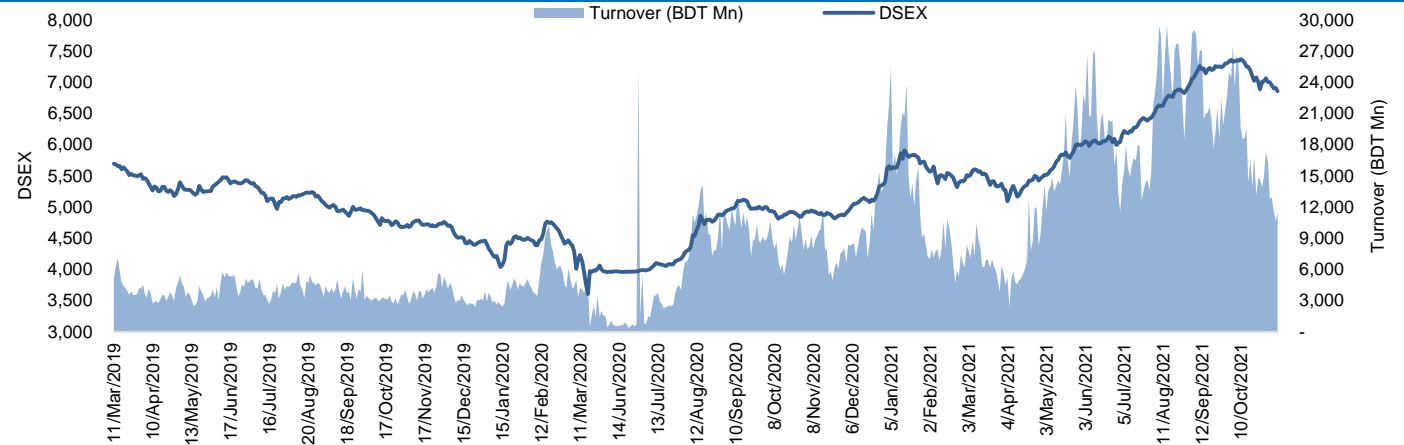


Daily Market Update

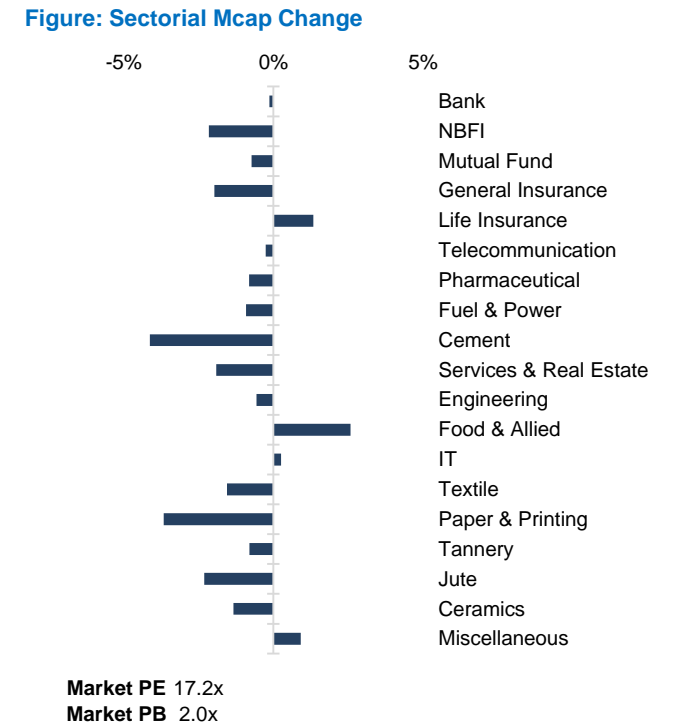
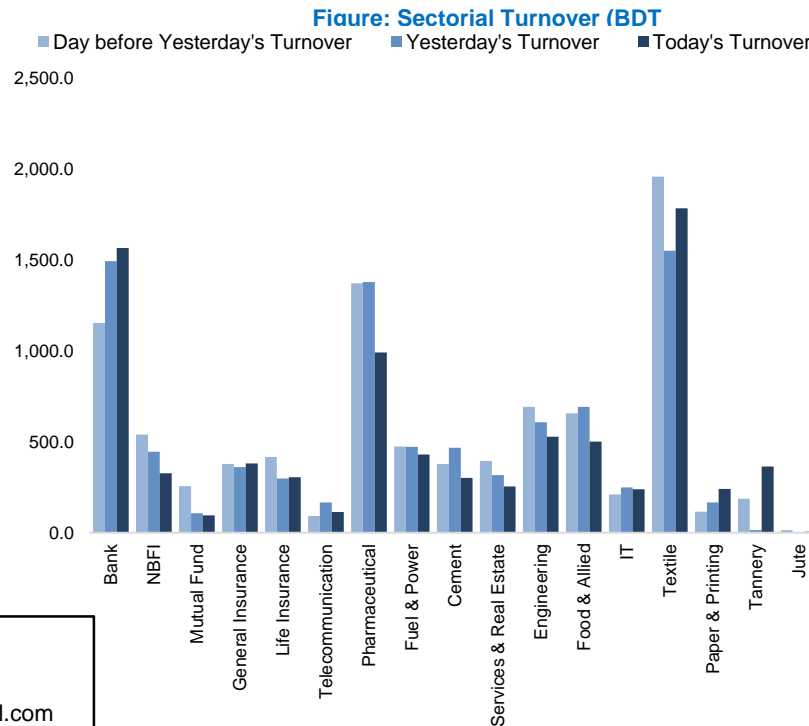
The market closed in red today. The benchmark index DSEX (-0.74%) lost 50.84 points and closed at 6,855.88. The blue-chip index DS30 (-0.09%), the Shariah-based index DSES (-1.22%), and the large-cap index CDSET (-0.14%) closed at 2,598.97, 1,444.32, and 1,395.82 points, respectively. All the large-cap sectors posted negative performance today. NBF1 experienced the highest loss of 2.15% followed by Fuel & Power (-0.91%), Pharmaceutical (-0.81%), Engineering (-0.57%), Telecommunication (-0.25%), Bank (-0.13%), and Food & Allied (+2.58%), respectively. Block trades contributed 0.3% of the overall market turnover. Bangladesh Export Import Company Ltd. (+1.9%) was the most traded share with a turnover of BDT 2,227 million.



Index	Closing	Opening	Point Δ	%Δ	YTD %Δ
DSEX	6,855.88	6,906.72	-50.84	-0.74%	+26.9%
DS30	2,598.97	2,601.28	-2.31	-0.09%	+32.3%
DSES	1,444.32	1,462.18	-17.86	-1.22%	+16.3%
CDSET	1,395.82	1,397.82	-2.00	-0.14%	+24.3%

	Advanced	Declined	Unchanged	Total
All Category	49	303	25	377
A Category (Equity)	36	220	23	279
B Category (Equity)	6	49	2	57
N Category (Equity)	2	9	0	11
Z Category (Equity)	5	25	0	30
Mutual Funds	1	19	16	36
Corporate Bonds	0	1	0	1

	Today	Last Day	Daily %Δ	
Mcap	Mn BDT	5,494,290	5,515,581	-0.4%
	Mn USD	64,487	64,737	
Turnover	Mn BDT	11,456	10,684	+7.2%
	Mn USD	134	125	
Volume	Mn Shares	239	241	-0.9%
No. of Trade		167,089	170,368	-1.9%



Anika Mafiz Research Analyst (880) 1708805206 anika.mafiz@bracepl.com	Fahim Hassan Research Associate (880) 1709636546 fahim.hassan@bracepl.com
---	---

Sector Index	Closing	Opening	Points Δ	%Δ	No. of Companies	Mcap (BDT Mn)	% of Total Mcap	Turnover (BDT Mn)	% of Total Turnover	PE	PB	Top Twenty Market Cap	Mcap (BDT Mn)	% of Total Mcap	Turnover (BDT Mn)	PE	PB
Bank	1,627	1,629	-2.12	-0.13%	32	717,873	14.7%	1,566.2	14.5%	7.9x	0.9x	GP	479,492	9.8%	13.8	13.2x	11.5x
NBFI	2,337	2,389	-51.44	-2.15%	23	227,598	4.7%	326.8	3.0%	19.9x	3.6x	WALTONHIL	347,792	7.1%	9.1	22.9x	3.8x
Mutual Fund	950	957	-6.96	-0.73%	37	43,248	0.9%	96.0	0.9%	NM	0.9x	BATBC	344,844	7.1%	316.5	25.5x	9.3x
General Insurance	5,086	5,188	-102.27	-1.97%	39	130,819	2.7%	381.0	3.5%	20.5x	2.2x	ROBI	203,756	4.2%	24.6	88.7x	3.1x
Life Insurance	2,907	2,868	+38.26	+1.33%	13	79,801	1.6%	305.3	2.8%	NM	NM	SQURPHARMA	185,711	3.8%	101.9	11.6x	2.0x
Telecommunication	6,147	6,162	-15.40	-0.25%	3	714,315	14.6%	114.4	1.1%	17.6x	6.1x	UPGDCL	156,344	3.2%	40.7	14.3x	4.8x
Pharmaceutical	3,947	3,980	-32.34	-0.81%	31	712,318	14.6%	992.5	9.2%	20.2x	2.7x	BEXIMCO	152,392	3.1%	2,227.2	23.1x	2.2x
Fuel & Power	1,839	1,856	-16.86	-0.91%	23	492,823	10.1%	429.9	4.0%	12.5x	1.4x	RENATA	142,235	2.9%	31.3	28.1x	5.5x
Cement	2,524	2,632	-108.65	-4.13%	7	135,382	2.8%	301.3	2.8%	18.3x	2.8x	BXPHERMA	99,974	2.0%	161.3	19.5x	2.7x
Services & Real Estate	1,377	1,404	-26.75	-1.91%	8	52,082	1.1%	254.0	2.3%	NM	1.0x	ICB	97,665	2.0%	13.6	47.4x	2.2x
Engineering	4,745	4,772	-27.04	-0.57%	42	565,344	11.6%	527.7	4.9%	19.8x	2.1x	LHBL	89,193	1.8%	266.6	22.6x	4.6x
Food & Allied	26,130	25,473	+657.16	+2.58%	20	444,293	9.1%	501.6	4.6%	30.7x	9.6x	BERGERPBL	80,498	1.6%	0.5	25.9x	6.7x
IT	3,251	3,243	+8.42	+0.26%	11	38,284	0.8%	239.3	2.2%	33.6x	2.7x	MARICO	72,110	1.5%	2.6	21.9x	30.6x
Textile	1,577	1,602	-24.82	-1.55%	58	174,377	3.6%	1,784.6	16.5%	43.4x	1.1x	BRACBANK	60,977	1.2%	9.0	10.6x	1.2x
Paper & Printing	7,106	7,377	-270.63	-3.67%	6	22,525	0.5%	241.6	2.2%	NM	1.6x	DUTCHBANGL	49,588	1.0%	5.4	8.5x	1.4x
Tannery	3,118	3,143	-25.09	-0.80%	6	35,469	0.7%	364.5	3.4%	NM	3.5x	ISLAMIBANK	48,300	1.0%	14.6	9.0x	0.7x
Jute	8,191	8,384	-193.24	-2.30%	3	2,069	0.0%	5.0	0.0%	NM	20.5x	BEACONPHAR	47,355	1.0%	8.1	46.9x	9.0x
Ceramics	694	704	-9.37	-1.33%	5	31,884	0.7%	81.7	0.8%	32.0x	2.1x	SUMITPOWER	43,142	0.9%	19.2	7.7x	1.2x
Miscellaneous	5,169	5,122	+46.69	+0.91%	14	264,013	5.4%	2,313.0	21.4%	25.2x	2.5x	POWERGRID	38,915	0.8%	48.3	18.0x	0.7x
												TITASGAS	38,876	0.8%	9.1	11.2x	0.5x

Top Ten Gainers	Close Price (BDT)	Δ%	Turnover (BDT Mn)	PE	PB
SKICL	11.0	+10.0%	0.0	26.2x	0.6x
NRBCBANK	39.9	+9.3%	835.4	15.5x	2.5x
FAREASTFIN	7.1	+4.4%	0.2	NM	6.2x
DELTALIFE	207.8	+4.2%	257.1	NM	NM
BATBC	638.6	+3.6%	316.5	25.5x	9.3x
GENEXIL	139.4	+3.3%	195.8	37.5x	7.1x
KTL	38.3	+2.7%	234.1	38.2x	2.2x
RAHIMAFOOD	304.4	+2.6%	47.5	NM	32.8x
NATLIFEINS	223.8	+2.5%	1.3	NM	NM
NEWLINE	37.8	+2.4%	14.2	23.2x	1.6x

Top Twenty Free Float Mcap	Free Float Mcap (BDT Mn)	% of Total Free Float Mcap	PE	PB
SQURPHARMA	121,511	6.6%	11.6x	2.0x
BEXIMCO	105,836	5.8%	23.1x	2.2x
BATBC	91,211	5.0%	25.5x	9.3x
BXPHERMA	69,802	3.8%	19.5x	2.7x
RENATA	69,439	3.8%	28.1x	5.5x
GP	47,949	2.6%	13.2x	11.5x
BEACONPHAR	33,147	1.8%	46.9x	9.0x
BRACBANK	32,781	1.8%	10.6x	1.2x
LHBL	31,503	1.7%	22.6x	4.6x
EBL	25,308	1.4%	6.7x	1.2x
ISLAMIBANK	23,513	1.3%	9.0x	0.7x
OLYMPIC	20,279	1.1%	16.4x	3.6x
ROBI	20,274	1.1%	88.7x	3.1x
IFIC	19,653	1.1%	15.0x	1.0x
PUBALIBANK	19,514	1.1%	5.3x	0.7x
CITYBANK	19,340	1.1%	6.4x	0.9x
NBL	17,109	0.9%	6.8x	0.4x
DELTALIFE	16,293	0.9%	NM	NM
ALARABANK	16,157	0.9%	10.0x	1.2x
SUMITPOWER	15,872	0.9%	7.7x	1.2x

Most Traded Share	Close Price (BDT)	Δ%	Turnover (BDT Mn)	PE	PB
BEXIMCO	173.9	+1.9%	2,227.2	23.1x	2.2x
NRBCBANK	39.9	+9.3%	835.4	15.5x	2.5x
ALIF	22.7	+2.3%	441.0	44.5x	1.7x
FORTUNE	105.9	-0.7%	359.0	45.4x	7.2x
ORIONPHARM	92.0	-4.1%	346.8	30.0x	1.2x
IFIC	18.3	-0.5%	339.1	15.0x	1.0x
BATBC	638.6	+3.6%	316.5	25.5x	9.3x
MALEKSPIN	35.7	-1.7%	306.4	10.6x	0.8x
LHBL	76.8	-5.7%	266.6	22.6x	4.6x
DELTALIFE	207.8	+4.2%	257.1	NM	NM

Top Ten Losers	Close Price (BDT)	Δ%	Turnover (BDT Mn)	PE	PB
TUNGHAI	5.7	-8.1%	1.2	NM	0.5x
STYLECRAFT	117.1	-7.9%	16.6	NM	5.3x
BDTHAI	24.4	-7.6%	60.7	19.5x	0.9x
PHARMAID	578.4	-7.4%	54.0	38.9x	6.5x
CENTRALPHL	14.5	-7.1%	27.3	NM	2.2x
ARAMIT	311.9	-7.0%	7.9	40.6x	1.7x
CVOPRL	187.1	-6.7%	43.8	NM	16.2x
STANCERAM	193.1	-6.4%	8.9	NM	19.9x
DESHBANDHU	22.5	-6.3%	30.5	NM	1.2x
NHFIL	56.2	-6.2%	70.5	20.6x	3.0x

Block Trade	Maximum Price (BDT)	Minimum Price (BDT)	No. of Trade	Quantity ('000)	Turnover (BDT Mn)
RENATA	1,462.1	1,462.1	2.0	168	245.63
LINDEBD	1,455.0	1,455.0	2.0	168	244.44
ISLAMIBANK	27.0	27.0	2.0	1,700	45.90
GP	362.0	362.0	1.0	50	18.10
FORTUNE	120.0	120.0	2.0	95	11.40
BEXIMCO	155.0	155.0	2.0	73	11.30
AL-HAJTEX	64.0	62.0	3.0	145	9.15
DELTALIFE	199.7	185.1	4.0	44	8.12
DOREENPWR	73.0	73.0	1.0	70	5.10
ORIONPHARM	96.0	96.0	1.0	42	4.03

Block Trade	Maximum Price (BDT)	Minimum Price (BDT)	Turnover (BDT Mn)	Quantity ('000)	No. of Trade
RENATA	1,462.1	1,462.1	245.6	168	2
LINDEBD	1,455.0	1,455.0	244.4	168	2
ISLAMIBANK	27.0	27.0	45.9	1,700	2
GP	362.0	362.0	18.1	50	1
FORTUNE	120.0	120.0	11.4	95	2
BEXIMCO	155.0	155.0	11.3	73	2
AL-HAJTEX	64.0	62.0	9.2	145	3
DELTALIFE	199.7	185.1	8.1	44	4
DOREENPWR	73.0	73.0	5.1	70	1
ORIONPHARM	96.0	96.0	4.0	42	1
KDSALTD	66.2	66.2	3.6	55	1
SONALIPAPR	649.5	649.5	2.9	5	1
GENEXIL	146.3	134.1	2.7	19	2
KPCL	40.0	33.6	2.3	60	2
POWERGRID	60.9	60.9	1.9	32	1
DSSL	16.8	16.8	1.7	104	1
DESHBANDHU	25.4	25.4	1.6	62	1
LHBL	81.5	81.5	1.4	17	1
EASTERNINS	130.0	130.0	1.3	10	1
PHOENIXFIN	30.8	30.8	0.9	30	1
KAY&QUE	266.1	266.1	0.8	3	1
MALEKSPIN	39.1	39.1	0.8	20	1
Total			628.9		40

Upcoming Corporate Events

DSE Ticker	Right Share	Dividend		Event	Date
		Stock	Cash		
Far East Knitting & Dyeing Industries Limited	-	0.0%	10.0%	Record Date	11-Nov-21
Anwar Galvanizing Ltd.	-	10.0%	20.0%	Record Date	18-Nov-21
Envoy Textiles Limited	-	0.0%	5.0%	Record Date	15-Nov-21
Nahee Aluminum Composite Panel Ltd.	-	0.0%	10.0%	Record Date	10-Nov-21
Taufika Foods and Lovello Ice-cream PLC	-	0.0%	11.0%	Record Date	17-Nov-21
Bangladesh Lamps Limited	-	0.0%	20.0%	Record Date	10-Nov-21
MJL Bangladesh Limited	-	0.0%	55.0%	Record Date	17-Nov-21
Doreen Power Generations and Systems Limite	-	12.0%	13.0%	Record Date	9-Nov-21
Titas Gas Transmission & Dist. Co. Ltd.	-	0.0%	22.0%	Record Date	11-Nov-21
Square Pharmaceuticals Ltd.	-	0.0%	60.0%	Record Date	22-Nov-21
Square Textile Ltd.	-	0.0%	20.0%	Record Date	22-Nov-21
Marico Bangladesh Limited	-	0.0%	200.0%	Record Date	11-Nov-21
Bangladesh Export Import Company Ltd.	-	0.0%	35.0%	Record Date	22-Nov-21
Beximco Pharmaceuticals Ltd.	-	0.0%	35.0%	Record Date	22-Nov-21
Shinepukur Ceramics Limited	-	0.0%	2.5%	Record Date	22-Nov-21
BBS Cables Limited	-	5.0%	10.0%	Record Date	14-Nov-21
Bangladesh Building Systems Ltd.	-	0.0%	2.0%	Record Date	14-Nov-21

Disclaimer: This report has been prepared by BRAC EPL Stock Brokerage Ltd and is provided for information purposes. It is not, under any circumstances, to be used or considered as an offer to sell, or a solicitation of any offer to buy. Reasonable care has been taken to ensure that the information is not untrue and misleading. BRAC EPL Stock Brokerage Ltd makes no representation or warranty as to the accuracy or completeness of such information. All opinions and estimates included in this report constitute our judgment as of this date and are subject to change without notice.

Important DSE News
SKICL

Trading of the shares of Sena Kalyan Insurance Company Limited will commence at DSE from today i.e. November 07, 2021 under 'N' category. DSE Trading Code for Sena Kalyan Insurance Company Limited is "SKICL" and DSE Company Code is 25752.

(Q3 Un-audited): As per un-audited Q3 financial statements, profit after tax is BDT 16.77 million and basic EPS of BDT 0.70 for the 03 (three) months (July- September 2021) period ended on 30 September 2021. However, Post-IPO basic EPS for the 3 (three) months (July- September 2021) period ended on 30 September 2021 would be BDT 0.42. Moreover, net profit after tax is BDT 82.84 million and basic EPS of BDT 3.45 for the 09 (nine) months (January- September 2021) period ended on 30 September 2021. However, Post-IPO basic EPS for the 09 (nine) months (January- September 2021) would be BDT 2.07. Pre-IPO Net Asset Value (NAV) per share (considering Pre-IPO paid up shares) would be BDT 23.64 as on 30 September 2021 and the same would be BDT 18.19 (considering Post-IPO paid up shares). Pre-IPO weighted average paid-up number of shares for 03 (three) months (July- September 2021) and 09 (nine) months (January- September 2021) period ended on 30 September 2021 was 24,000,000 and Post-IPO paid-up number of shares would be 40,000,000.

CENTRALPHL

The Board of Directors has recommended No dividend for the year ended on June 30, 2021. Date of AGM: 30.12.2021, Time: 11:30 AM, Venue: Digital Platform. Record date: 25.11.2021. The Company has also reported EPS of BDT (0.07), NAV per share of BDT 6.53 and NOCFPS of BDT 0.01 for the year ended on June 30, 2021 as against BDT (9.24), BDT 6.60 and BDT (0.00) respectively for the same period of the previous year.

RAHIMAFOOD

The Board of Directors has recommended 1% Cash dividend to the Shareholders other than the Directors, who are holding 90,46,300 shares of the company. The public shareholders other than the Directors are holding 10,953,900 shares and an amount of BDT 10,95,390.00 will be payable to them as dividend. Date of AGM: 27.12.2021, Time: 4:00 PM, Venue: Digital Platform Record Date: 02.12.2021. The Company has also reported EPS of BDT 0.07, NAV per share of BDT 9.29 and NOCFPS of BDT (0.40) for the year ended on June 30, 2021 as against BDT (1.20), BDT 9.57 and BDT 0.62 respectively for the same period of the previous year.

INDEXAGRO

(Q1 Un-audited): EPS was BDT 1.53 for July-September 2021 as against BDT 1.83 for July-September 2020; NOCFPS was BDT 6.46 for July-September 2021 as against BDT 1.99 for July-September 2020. NAV per share was BDT 59.79 as on September 30, 2021 and BDT 53.64 as on September 30, 2020.

FASFIN

(Q1 Un-audited): Consolidated EPS was BDT (2.31) for January-March 2021 as against BDT (3.26) for January-March 2020. Consolidated NOCFPS was BDT 0.58 for January-March 2021 as against BDT (0.32) for January-March 2020. Consolidated NAV per share was BDT (15.70) as on March 31, 2021 and BDT (13.40) as on December 31, 2020.

(Q2 Un-audited): Consolidated EPS was BDT (2.44) for April-June 2021 as against BDT (2.62) for April-June 2020; Consolidated EPS was BDT (4.75) for January-June 2021 as against BDT (5.88) for January-June 2020. Consolidated NOCFPS was BDT 1.28 for January-June 2021 as against BDT (0.08) for January-June 2020. Consolidated NAV per share was BDT (18.15) as on June 30, 2021 and BDT (13.40) as on Dec. 31, 2020. NAV has been decreased as compared to the last year mainly due to increase of non-performing loan.

SHEPHERD

(Q1 Un-audited): EPS was BDT 0.30 for July-September 2021 as against (0.28) for July-September 2020; NOCFPS was BDT (1.29) for July-September 2021 as against BDT (0.25) for July-September 2020. NAV per share was BDT 14.96 as on September 30, 2021 and BDT 14.67 as on June 30, 2021.

BDTHAI

The Board of Directors has recommended 2% cash dividend for general shareholders other than sponsors and promoters for the year ended on June 30, 2021. Date of AGM: 27.12.2021, Time: 11:00 AM, Venue: Digital Platform. Record Date: 28.11.2021. The Company has also reported EPS of BDT 1.25, NAV per share of BDT 28.11 and NOCFPS of BDT (0.14) for the year ended on June 30, 2021 as against BDT 0.21, BDT 27.60 and BDT 0.01 respectively for the same period of the previous year.

WMSHIPYARD

(Q3 Un-audited): EPS was BDT (0.03) for January-March 2021 as against BDT 0.14 for January-March 2020; EPS was BDT (0.16) for July 2020-March 2021 as against BDT 1.08 for July 2019-March 2020. NOCFPS was BDT 0.51 for July 2020-March 2021 as against BDT 0.36 for July 2019-March 2020. NAV per share was BDT 23.28 as on March 31, 2021 and BDT 24.06 as on June 30, 2020.

JUTESPINN

(Q1 Un-audited): EPS was BDT (10.83) for July-September 2021 as against BDT (11.16) for July-September 2020; NOCFPS was BDT 0.00 for July-September 2021 as against BDT 0.00 for July-September 2020. NAV per share was BDT (404.41) as on September 30, 2021 and BDT (360.14) as on September 30, 2020.

GLOBALINS

(Q3 Un-audited): EPS was BDT 0.15 for July-September, 2021 as against BDT 0.05 for July-September, 2020; EPS was BDT 1.31 for January-September, 2021 as against BDT 1.01 for January-September, 2020. NOCFPS was BDT 3.95 for January-September, 2021 as against BDT 2.76 for January-September, 2020. NAV per share was BDT 13.06 as on September 30, 2021 and BDT 12.70 as on September 30, 2020.

EXCH

DSEMGST will buy 3,200 shares of Runner Automobiles Limited from BUYIN Market today (07.11.2021). Willing seller(s) are requested to intimate DSE Clearing House prior to placing sale order. Once trade is executed, Selling Broker(s) are also requested to transfer the shares to DSE Clearing A/C (BO ID # 1100001000000035) from Broker Clearing A/C using Pay-Out Process within 2:30 PM.

LRGLOBMF1

Sale declaration of a Corporate Sponsor: IDLC Finance Ltd., one of the Corporate Sponsors of the Fund, has expressed its intention to sell 15,00,000 units out of its total holding of 21,84,671 units of the Fund at prevailing market price (In the Public Market) through Stock Exchange (DSE) within next 30 working days.

Disclaimer: This report has been prepared by BRAC EPL Stock Brokerage Ltd and is provided for information purposes. It is not, under any circumstances, to be used or considered as an offer to sell, or a solicitation of any offer to buy. Reasonable care has been taken to ensure that the information is not untrue and misleading. BRAC EPL Stock Brokerage Ltd makes no representation or warranty as to the accuracy or completeness of such information. All opinions and estimates included in this report constitute our judgment as of this date and are subject to change without notice.