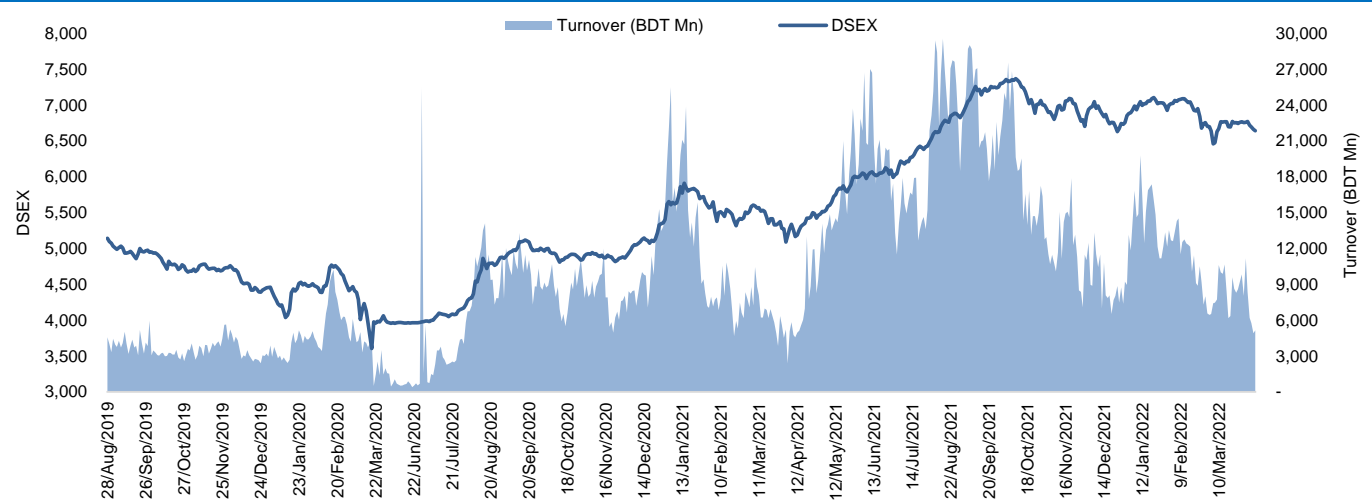


The market closed in red today. The benchmark index DSEX (-0.32%) lost 21.25 points and closed at 6,641.23. The blue-chip index DS30 (-0.30%), the Shariah-based index DSES (-0.18%), and the large-cap index CDSET (-0.24%) closed at 2,451.59, 1,453.60, and 1,328.18 points, respectively. Most of the large-cap sectors posted negative performance today. Bank experienced the highest loss of 1.85% followed by NBF1 (-0.74%), Food & Allied (-0.43%), Fuel & Power (-0.14%), Telecommunication (-0.04%), Pharmaceutical (-0.01%), and Engineering (+0.72%), respectively. Block trades contributed 1.3% of the overall market turnover. Bangladesh Export Import Company Ltd. (-0.3%) was the most traded share with a turnover of BDT 429 million.



Index	Closing	Opening	Point Δ	%Δ	YTD %Δ
DSEX	6,641.23	6,662.48	-21.25	-0.32%	-1.7%
DS30	2,451.59	2,459.04	-7.45	-0.30%	-3.2%
DSES	1,453.60	1,456.22	-2.62	-0.18%	+1.6%
CDSET	1,328.18	1,331.32	-3.14	-0.24%	-2.3%

	Advanced	Declined	Unchanged	Total
All Category	99	230	52	381
A Category (Equity)	58	173	32	263
B Category (Equity)	31	45	13	89
N Category (Equity)	2	3	1	6
Z Category (Equity)	8	9	6	23
Mutual Funds	3	18	14	35
Corporate Bonds	1	3	0	4

		Today	Last Day	Daily %Δ
Mcap	Mn BDT	5,325,397	5,334,878	-0.2%
	Mn USD	61,923	62,033	
Turnover	Mn BDT	5,156	4,905	+5.1%
	Mn USD	60	57	
Volume	Mn Shares	134	124	+7.6%
No. of Trade		99,576	98,445	+1.1%

Figure: Sectorial Turnover (BDT)

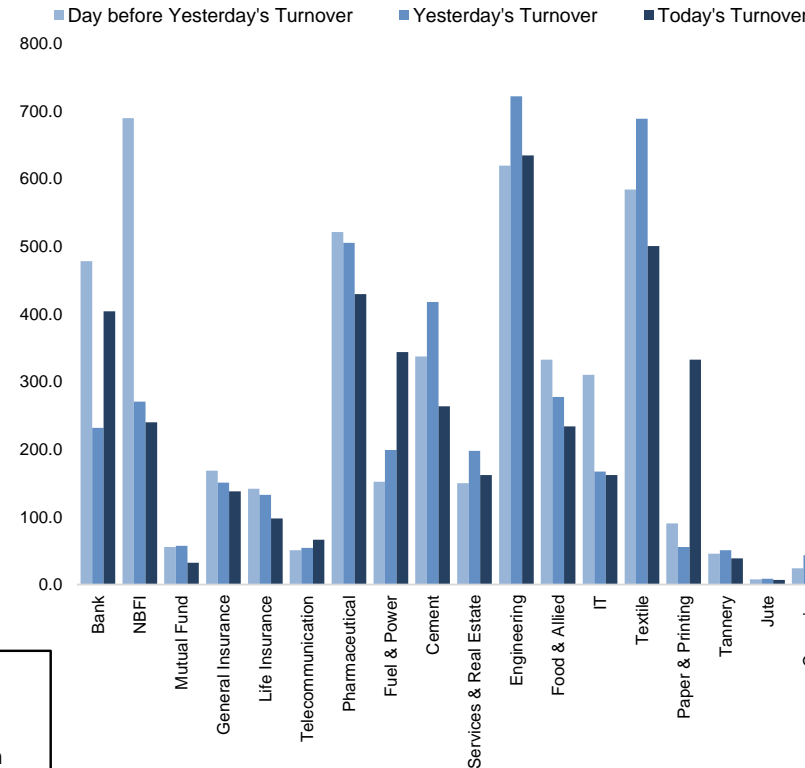
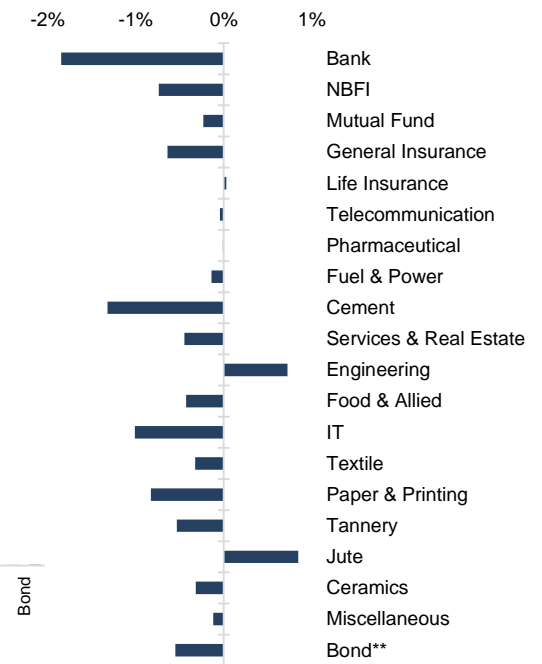


Figure: Sectorial Mcap Change



Market PE 16.3x
Market PB 1.8x

Fahim Hassan Research Associate (880) 1709636546 fahim.hassan@bracepl.com	Md. Mahmudul Hasan Junior Research Associate (880) 1708805201 mmahmudul.hasan@bracepl.com
---	---

Sector Index	Closing	Opening	Points Δ	%Δ	No. of Companies	Mcap (BDT Mn)	% of Total Mcap	Turnover (BDT Mn)	% of Total Turnover	PE	PB	Top Twenty Market Cap	Mcap (BDT Mn)	% of Total Mcap	Turnover (BDT Mn)	PE	PB
Bank	1,496	1,524	-28.14	-1.85%	33	687,590	14.6%	403.8	8.7%	7.9x	0.8x	GP	434,121	9.2%	22.2	12.7x	8.7x
NBFI	2,009	2,024	-14.90	-0.74%	23	197,623	4.2%	240.0	5.2%	NM	3.6x	WALTONHIL	330,707	7.0%	4.1	22.9x	3.5x
Mutual Fund	894	896	-2.07	-0.23%	36	39,554	0.8%	32.2	0.7%	NM	0.8x	BATBC	311,094	6.6%	32.7	20.8x	8.5x
General Insurance	3,821	3,845	-24.53	-0.64%	40	112,262	2.4%	137.9	3.0%	17.9x	1.9x	SQURPHARMA	196,260	4.2%	75.7	11.0x	2.1x
Life Insurance	2,563	2,562	+0.77	+0.03%	13	71,975	1.5%	97.7	2.1%	NM	NM	ROBI	174,423	3.7%	30.7	97.9x	2.6x
Telecommunication	5,461	5,463	-2.32	-0.04%	3	643,801	13.7%	66.2	1.4%	16.9x	5.1x	RENATA	144,614	3.1%	13.4	26.7x	5.3x
Pharmaceutical	3,873	3,873	-0.43	-0.01%	32	727,033	15.4%	429.1	9.2%	18.1x	2.7x	UPGDCL	144,170	3.1%	6.3	11.8x	4.9x
Fuel & Power	1,808	1,810	-2.52	-0.14%	23	471,692	10.0%	343.7	7.4%	11.5x	1.2x	BEXIMCO	130,396	2.8%	428.6	10.4x	1.8x
Cement	2,758	2,795	-36.90	-1.32%	7	135,060	2.9%	263.3	5.7%	20.4x	2.8x	LHBL	91,632	1.9%	250.4	23.6x	4.6x
Services & Real Estate	1,437	1,443	-6.45	-0.45%	8	54,615	1.2%	161.7	3.5%	NM	1.1x	ICB	83,160	1.8%	7.9	43.2x	1.9x
Engineering	4,776	4,742	+34.33	+0.72%	42	557,938	11.8%	634.3	13.6%	18.9x	2.0x	BERGERPBL	80,410	1.7%	0.3	26.6x	7.3x
Food & Allied	23,242	23,341	-99.36	-0.43%	21	413,194	8.8%	233.7	5.0%	25.7x	8.9x	BXPHARMA	75,170	1.6%	66.7	12.3x	1.9x
IT	3,090	3,122	-31.53	-1.01%	11	39,107	0.8%	161.8	3.5%	31.3x	2.7x	MARICO	73,638	1.6%	7.2	21.4x	28.5x
Textile	1,590	1,595	-5.16	-0.32%	58	171,612	3.6%	500.2	10.7%	29.2x	1.1x	BRACBANK	63,065	1.3%	38.1	11.5x	1.1x
Paper & Printing	9,415	9,493	-78.50	-0.83%	6	33,688	0.7%	332.3	7.1%	NM	2.3x	BEACONPHAR	61,977	1.3%	22.1	52.9x	11.1x
Tannery	3,787	3,808	-20.32	-0.53%	6	40,423	0.9%	38.9	0.8%	NM	4.0x	ISLAMIBANK	52,325	1.1%	18.5	9.7x	0.8x
Jute	8,720	8,647	+73.21	+0.85%	3	2,007	0.0%	6.7	0.1%	NM	23.8x	POWERGRID	43,833	0.9%	25.2	12.6x	0.5x
Ceramics	658	660	-2.08	-0.32%	5	29,644	0.6%	30.3	0.7%	29.0x	1.9x	SUMITPOWER	41,220	0.9%	7.9	8.7x	1.2x
Miscellaneous	4,552	4,558	-5.44	-0.12%	15	252,810	5.4%	538.7	11.6%	14.1x	2.2x	DUTCHBANGL	40,796	0.9%	8.4	7.3x	1.1x
Bond**	88	88	-0.49	-0.55%	8	32,839	0.7%	1.2	0.0%	NM	NM	TITASGAS	39,569	0.8%	5.8	11.6x	0.6x

Top Ten Gainers	Close Price (BDT)	Δ%	Turnover (BDT Mn)	PE	PB	Top Twenty Free Float Mcap	Free Float Mcap (BDT Mn)	% of Total Free Float Mcap	PE	PB	Most Traded Share	Close Price (BDT)	Δ%	Turnover (BDT Mn)	PE	PB
JHRML	35.3	+10.0%	0.0	73.5x	1.2x	SQURPHARMA	128,413	7.2%	11.0x	2.1x	BEXIMCO	148.8	-0.3%	428.6	10.4x	1.8x
IMAMBUTTON	41.6	+9.8%	12.4	NM	8.6x	BEXIMCO	86,909	4.9%	10.4x	1.8x	SONALIPAPR	804.4	-0.7%	277.9	71.2x	3.3x
SAFKOSPINN	23.0	+3.6%	15.9	4.9x	1.1x	BATBC	82,284	4.6%	20.8x	8.5x	LHBL	78.9	-1.9%	250.4	23.6x	4.6x
ANWARGALV	381.0	+3.5%	27.1	37.4x	16.5x	RENATA	70,470	4.0%	26.7x	5.3x	GBBPOWER	30.1	+2.0%	187.2	22.8x	1.5x
HWAWELLTEX	46.1	+3.1%	0.8	11.3x	1.5x	BXPHARMA	52,484	2.9%	12.3x	1.9x	BBS	25.2	+1.2%	113.6	47.1x	1.7x
GHCL	33.6	+3.1%	0.3	NM	0.6x	GP	43,412	2.4%	12.7x	8.7x	IPDC	42.8	-0.7%	100.4	18.1x	2.5x
MITHUNKNIT	16.4	+2.5%	1.3	NM	5.2x	BEACONPHAR	43,384	2.4%	52.9x	11.1x	NAHEEACP	74.2	-0.3%	90.3	33.0x	4.2x
RAHIMTEXT	244.0	+2.4%	2.6	NM	6.2x	BRACBANK	33,904	1.9%	11.5x	1.1x	BSC	104.6	-1.9%	79.7	9.2x	1.5x
PIONEERINS	99.3	+2.4%	5.3	13.0x	2.0x	LHBL	32,365	1.8%	23.6x	4.6x	SQURPHARMA	221.4	+1.4%	75.7	11.0x	2.1x
BDFINANCE	40.8	+2.3%	12.2	28.3x	2.3x	ISLAMIBANK	25,472	1.4%	9.7x	0.8x	YPL	23.1	-1.7%	71.1	46.2x	2.0x

Top Ten Losers	Close Price (BDT)	Δ%	Turnover (BDT Mn)	PE	PB	Block Trade	Maximum Price (BDT)	Minimum Price (BDT)	No. of Trade	Quantity ('000)	Turnover (BDT Mn)
UTTARABANK	24.9	-13.8%	1.6	11.7x	0.8x	PREMIERBAN	16.8	16.8	1.0	12,000	201.60
BRACBANK	45.3	-8.1%	38.1	11.5x	1.1x	FORTUNE	135.0	130.0	5.0	502	67.73
SHAHJABANK	20.3	-6.5%	12.8	8.1x	1.1x	EBL	38.2	38.2	1.0	950	36.29
MERCANBANK	16.0	-6.4%	5.2	4.6x	0.7x	IBNSINA	295.0	295.0	1.0	85	25.08
BNICL	93.4	-2.0%	1.1	32.3x	4.3x	BATBC	576.0	576.0	1.0	44	25.06
PRIMEINSUR	78.8	-2.0%	6.5	23.6x	4.2x	ORIONPHARM	100.7	100.7	3.0	218	21.95
GEMINISEA	507.4	-2.0%	11.1	39.7x	83.9x	MARICO	2,338.0	2,338.0	1.0	8	19.33
PTL	84.2	-2.0%	3.3	17.8x	3.0x	MHSML	39.8	39.5	12.0	368	14.55
ITC	34.7	-2.0%	2.6	21.7x	2.1x	SAIHAMTEX	21.5	21.5	3.0	668	14.37
FORTUNE	129.3	-2.0%	3.5	44.3x	8.5x	GENEXIL	124.9	119.9	3.0	64	7.92

*NBFI Sector PE calculation methodology has been modified to reflect positive earnings only.

** The base of the Bond index starts at 100, starting from Jan 13, 2022

Block Trade	Maximum Price (BDT)	Minimum Price (BDT)	Turnover (BDT Mn)	Quantity ('000)	No. of Trade
PREMIERBAN	16.8	16.8	201.6	12,000	1
FORTUNE	135.0	130.0	67.7	502	5
EBL	38.2	38.2	36.3	950	1
IBNSINA	295.0	295.0	25.1	85	1
BATBC	576.0	576.0	25.1	44	1
ORIONPHARM	100.7	100.7	22.0	218	3
MARICO	2,338.0	2,338.0	19.3	8	1
MHSML	39.8	39.5	14.5	368	12
SAIHAMTEX	21.5	21.5	14.4	668	3
GENEXIL	124.9	119.9	7.9	64	3
NAHEEACP	74.3	74.3	7.4	100	1
RDFOOD	57.0	56.9	6.8	120	5
DELTALIFE	155.0	155.0	5.9	38	2
ALLTEX	28.2	28.2	5.6	200	1
IMAMBUTTON	38.0	37.2	4.5	121	3
VFSTDL	27.0	26.8	4.4	164	4
FAREASTLIF	92.1	89.0	4.0	45	2
SONALIPAPR	870.0	865.0	3.9	5	2
ANWARGALV	390.0	390.0	3.9	10	1
SSSTEEL	18.4	18.4	3.5	191	1
AMANFEED	47.2	47.2	2.7	57	3
PADMALIFE	52.0	52.0	2.6	50	2
Total			503.0		68

Upcoming Corporate Events

DSE Ticker	Right Share	Dividend		Event	Date
		Stock	Cash		
Dragon Sweater and Spinning Limited	-	5.0%	0.0%	Record Date	10-Apr-22
IFIC Bank Ltd.	-	5.0%	0.0%	Record Date	12-Apr-22
National Feed Mill Limited	-	1.0%	0.0%	Record Date	12-Apr-22
United Finance Limited	-	0.0%	10.0%	Record Date	17-Apr-22
Prime Bank Ltd.	-	0.0%	17.5%	Record Date	19-Apr-22
Premier Bank Ltd.	-	10.0%	12.5%	Record Date	20-Apr-22
National Housing Fin. and Inv. Ltd.	-	0.0%	16.0%	Record Date	20-Apr-22
Jamuna Bank Ltd.	-	0.0%	17.5%	Record Date	21-Apr-22
United Commercial Bank Ltd.	-	10.0%	0.0%	Record Date	25-Apr-22
Eastern Bank Ltd.	-	12.5%	12.5%	Record Date	25-Apr-22
Paramount Insurance Company Ltd.	-	0.0%	10.0%	Record Date	28-Apr-22
Pragati Insurance Ltd	-	0.0%	35.0%	Record Date	10-May-22
ICB Islamic Bank Limited	-	0.0%	0.0%	Record Date	11-May-22

Important DSE News
LHBL

Refer to their earlier news disseminated by DSE on 28.03.2022 regarding Permission for Re-starting of Aggregate business, the Company has further informed that the Hon'ble Appellate Division of the Supreme Court of Bangladesh was pleased enough to dispose of the Civil Petition for Leave to Appeal No. 360 of 2022 in the matter of Government of Bangladesh represented by the Secretary of the Ministry of Industries and the Company, in view of the fact that the Ministry of Industries has provided the temporary permission to the Company to sell aggregates in open market after producing the same through crushing limestone until the policy relating to selling aggregates in open market after producing it through crushing limestone is implemented. Accordingly, the aggregates business of the Company shall continue.

LOVELLO

Mr. Md. Toriql Islam one of the Sponsor Directors of the company, has expressed his intention to transfer 30,00,000 shares out of his holding 3,30,00,000 shares of the Company to his daughter Ms. Muhsinina Sharika Ekram (General Shareholder of the company), by way of gift outside the trading system of the Exchange within April 28, 2022 from the date of issuance of approval letter by DSE.

Mr. Md. Ekramul Haque one of the Sponsor Directors of the company, has expressed his intention to transfer 30,00,000 shares out of his holding 3,30,00,000 shares of the Company to his daughter Ms. Muhsinina Sharika Ekram (General Shareholder of the company), by way of gift outside the trading system of the Exchange within April 28, 2022 from the date of issuance of approval letter by DSE.

SQURPHARMA

Mrs. Ratna Patra, one of the Directors of the Company, has expressed her intention to buy 2,25,000 shares of the Company at prevailing market price (in the Public Market) through Dhaka Stock Exchange within April 28, 2022.

Mr. Anjan Chowdhury, one of the Directors of the Company, has expressed his intention to buy 2,25,000 shares of the Company at prevailing market price (in the Public Market) through Dhaka Stock Exchange within April 28, 2022.

Mr. Tapan Chowdhury, one of the Directors of the Company, has expressed his intention to buy 2,25,000 shares of the Company at prevailing market price (in the Public Market) through Dhaka Stock Exchange within April 28, 2022.

Mr. Samuel S Chowdhury, one of the Directors of the Company, has expressed his intention to buy 2,25,000 shares of the Company at prevailing market price (in the Public Market) through Dhaka Stock Exchange within April 28, 2022.

Disclaimer: This report has been prepared by BRAC EPL Stock Brokerage Ltd and is provided for information purposes. It is not, under any circumstances, to be used or considered as an offer to sell, or a solicitation of any offer to buy. Reasonable care has been taken to ensure that the information is not untrue and misleading. BRAC EPL Stock Brokerage Ltd makes no representation or warranty as to the accuracy or completeness of such information. All opinions and estimates included in this report constitute our judgment as of this date and are subject to change without notice.