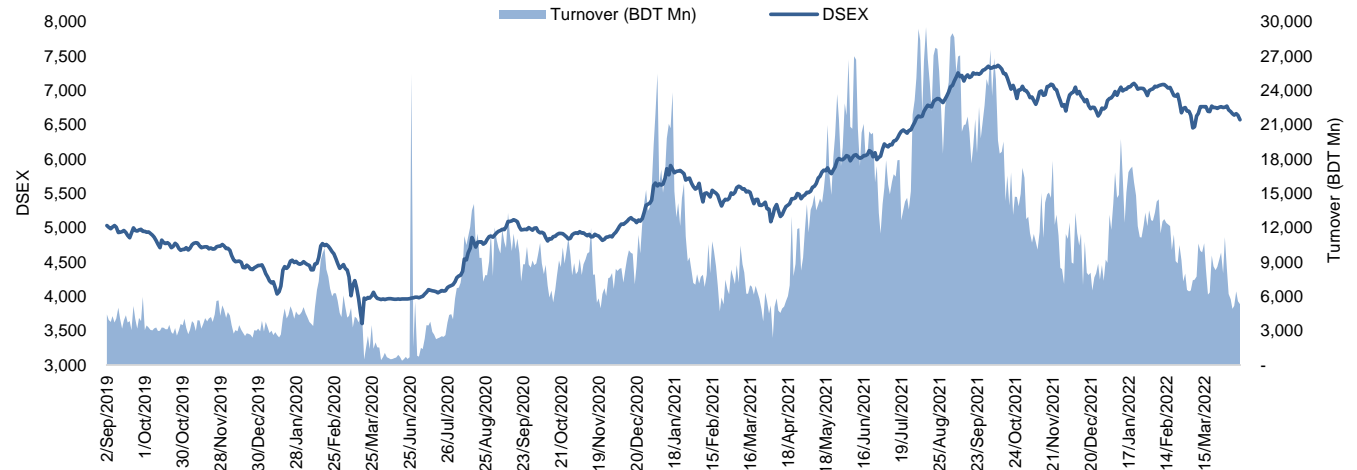


Daily Market Update

The market closed in red today. The benchmark index DSEX (-0.97%) lost 64.5 points and closed at 6,574.07. The blue-chip index DS30 (-0.83%), the Shariah-based index DSES (-0.82%), and the large-cap index CDSET (-0.73%) closed at 2,431.65, 1,442.88, and 1,319.97 points, respectively. All the large-cap sectors posted negative performance today. NBFI experienced the highest loss of 1.65% followed by Telecommunication (-1.22%), Engineering (-0.92%), Fuel & Power (-0.90%), Bank (-0.76%), Food & Allied (-0.63%), and Pharmaceutical (-0.54%), respectively. Block trades contributed 0.9% of the overall market turnover. IPDC Finance Limited (-1.3%) was the most traded share with a turnover of BDT 542 million.



Index	Closing	Opening	Point Δ	%Δ	YTD %Δ
DSEX	6,574.07	6,638.57	-64.50	-0.97%	-2.7%
DS30	2,431.65	2,451.92	-20.27	-0.83%	-4.0%
DSES	1,442.88	1,454.76	-11.88	-0.82%	+0.8%
CDSET	1,319.97	1,329.71	-9.74	-0.73%	-2.9%

	Advanced	Declined	Unchanged	Total
All Category	18	337	23	378
A Category (Equity)	12	234	16	262
B Category (Equity)	3	81	3	87
N Category (Equity)	1	5	0	6
Z Category (Equity)	2	17	4	23
Mutual Funds	1	26	8	35
Corporate Bonds	1	2	1	4

		Today	Last Day	Daily %Δ
Mcap	Mn BDT	5,285,074	5,328,420	-0.8%
	Mn USD	61,454	61,958	
Turnover	Mn BDT	5,330	5,575	-4.4%
	Mn USD	62	65	
Volume	Mn Shares	124	125	-0.8%
No. of Trade		90,763	107,457	-15.5%

Figure: Sectorial Turnover (BDT)

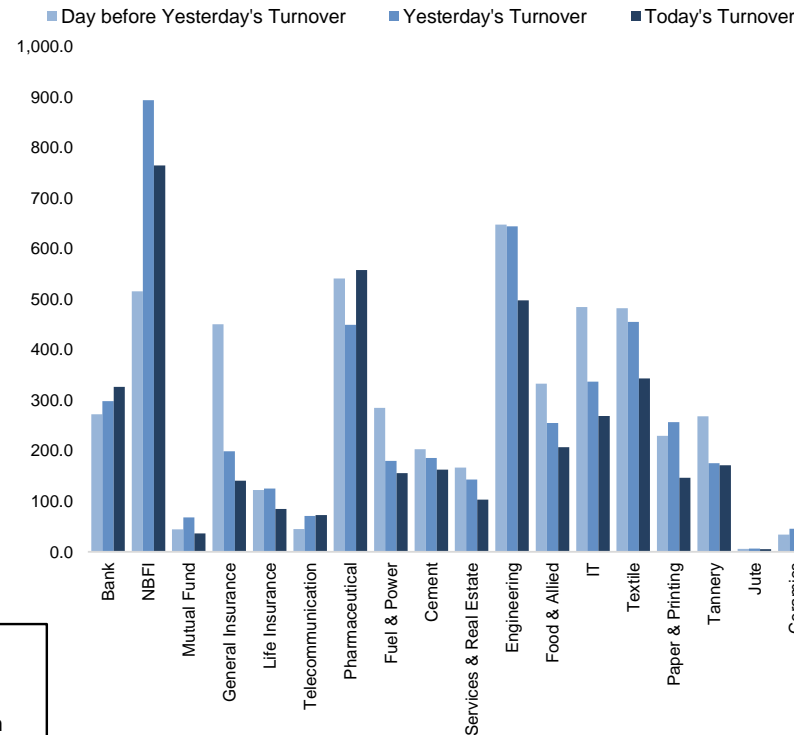
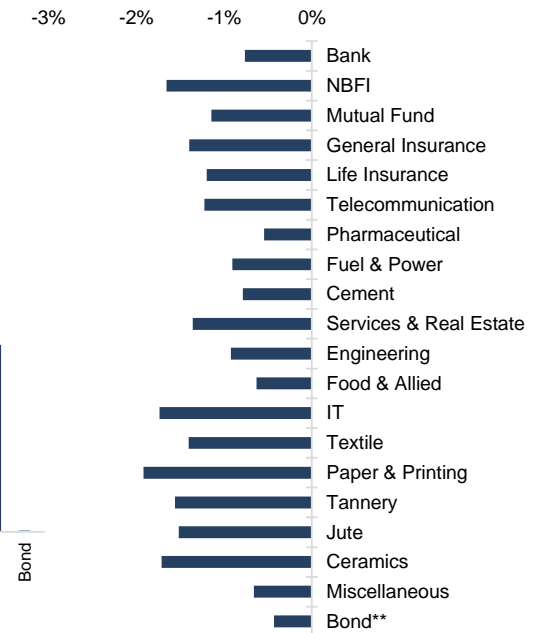


Figure: Sectorial Mcap Change



Market PE 16.2x
Market PB 1.8x

Fahim Hassan Research Associate (880) 1709636546 fahim.hassan@bracepl.com	Md. Mahmudul Hasan Junior Research Associate (880) 1708805201 mmahmudul.hasan@bracepl.com
---	---

Sector Index	Closing	Opening	Points Δ	%Δ	No. of Companies	Mcap (BDT Mn)	% of Total Mcap	Turnover (BDT Mn)	% of Total Turnover	PE	PB	Top Twenty Market Cap	Mcap (BDT Mn)	% of Total Mcap	Turnover (BDT Mn)	PE	PB
Bank	1,474	1,485	-11.30	-0.76%	33	677,399	14.5%	326.5	7.3%	7.7x	0.8x	GP	430,881	9.2%	31.7	12.6x	8.6x
NBFI	1,995	2,029	-33.54	-1.65%	23	196,304	4.2%	764.5	17.2%	NM	3.5x	WALTONHIL	330,313	7.1%	2.8	22.9x	3.5x
Mutual Fund	882	892	-10.19	-1.14%	36	39,028	0.8%	36.5	0.8%	NM	0.8x	BATBC	311,202	6.7%	22.4	20.8x	8.5x
General Insurance	3,781	3,835	-53.55	-1.40%	40	111,109	2.4%	140.9	3.2%	17.8x	1.9x	SQURPHARMA	197,058	4.2%	90.4	11.1x	2.1x
Life Insurance	2,560	2,591	-30.97	-1.20%	13	71,892	1.5%	84.8	1.9%	NM	NM	ROBI	166,042	3.6%	18.3	93.2x	2.5x
Telecommunication	5,358	5,424	-66.33	-1.22%	3	631,652	13.5%	72.6	1.6%	16.5x	5.0x	RENATA	144,700	3.1%	3.7	26.8x	5.3x
Pharmaceutical	3,862	3,883	-21.12	-0.54%	32	724,914	15.5%	557.4	12.5%	18.1x	2.7x	UPGDCL	143,706	3.1%	13.0	11.7x	4.9x
Fuel & Power	1,794	1,810	-16.36	-0.90%	23	468,073	10.0%	155.8	3.5%	11.5x	1.2x	BEXIMCO	128,030	2.7%	289.8	10.2x	1.7x
Cement	2,731	2,752	-21.65	-0.79%	7	133,713	2.9%	162.7	3.7%	20.2x	2.7x	LHBL	89,774	1.9%	149.0	23.1x	4.5x
Services & Real Estate	1,420	1,439	-19.54	-1.36%	8	53,956	1.2%	103.4	2.3%	NM	1.1x	ICB	81,629	1.7%	7.6	42.4x	1.8x
Engineering	4,746	4,790	-44.17	-0.92%	42	554,411	11.9%	497.9	11.2%	18.8x	2.0x	BERGERPBL	81,055	1.7%	0.3	26.8x	7.3x
Food & Allied	23,224	23,371	-146.90	-0.63%	21	412,876	8.8%	207.0	4.7%	25.7x	8.9x	BXPBARMA	74,278	1.6%	34.3	12.2x	1.9x
IT	3,042	3,095	-53.68	-1.73%	11	38,493	0.8%	268.9	6.0%	30.8x	2.7x	MARICO	73,200	1.6%	2.6	21.2x	28.3x
Textile	1,562	1,584	-22.20	-1.40%	58	168,625	3.6%	343.4	7.7%	28.7x	1.0x	BRACBANK	62,648	1.3%	9.1	11.5x	1.1x
Paper & Printing	9,895	10,089	-193.45	-1.92%	6	35,406	0.8%	146.4	3.3%	NM	2.4x	BEACONPHAR	62,162	1.3%	55.8	53.1x	11.1x
Tannery	3,704	3,763	-58.71	-1.56%	6	39,537	0.8%	171.5	3.9%	NM	3.9x	ISLAMIBANK	52,325	1.1%	22.5	9.7x	0.8x
Jute	8,766	8,901	-134.99	-1.52%	3	2,017	0.0%	5.1	0.1%	NM	23.9x	POWERGRID	42,692	0.9%	22.3	12.3x	0.5x
Ceramics	651	663	-11.35	-1.71%	5	29,340	0.6%	34.8	0.8%	28.7x	1.8x	SUMITPOWER	41,006	0.9%	19.0	8.6x	1.2x
Miscellaneous	4,540	4,570	-30.11	-0.66%	15	252,147	5.4%	369.4	8.3%	14.1x	2.2x	DUTCHBANGL	40,417	0.9%	2.5	7.3x	1.1x
Bond**	88	88	-0.38	-0.43%	8	32,740	0.7%	1.1	0.0%	NM	NM	TITASGAS	39,272	0.8%	8.3	11.5x	0.6x

Top Ten Gainers	Close Price (BDT)	Δ%	Turnover (BDT Mn)	PE	PB	Top Twenty Free Float Mcap	Free Float Mcap (BDT Mn)	% of Total Free Float Mcap	PE	PB	Most Traded Share	Close Price (BDT)	Δ%	Turnover (BDT Mn)	PE	PB
JHRML	46.8	+9.9%	1.2	97.5x	1.6x	SQURPHARMA	128,935	7.3%	11.1x	2.1x	IPDC	47.2	-1.3%	541.7	19.9x	2.8x
RNSPIN	6.8	+3.0%	4.0	NM	75.6x	BEXIMCO	85,332	4.8%	10.2x	1.7x	BEXIMCO	146.1	-1.0%	289.8	10.2x	1.7x
HEIDELBCEM	289.0	+2.1%	5.8	28.3x	3.8x	BATBC	82,313	4.7%	20.8x	8.5x	LHBL	77.3	-1.4%	149.0	23.1x	4.5x
MTB	18.5	+1.6%	0.6	26.2x	0.8x	RENATA	70,512	4.0%	26.8x	5.3x	GENEXIL	112.0	-1.9%	144.2	29.4x	5.6x
PHARMAID	851.6	+1.5%	79.1	45.4x	8.6x	BXPBARMA	51,861	2.9%	12.2x	1.9x	BDLAMPS	339.9	-2.0%	110.1	46.5x	3.5x
ECABLES	137.7	+1.3%	0.3	NM	16.0x	BEACONPHAR	43,513	2.5%	53.1x	11.1x	SQURPHARMA	222.3	-0.7%	90.4	11.1x	2.1x
MBL1STMF	7.8	+1.3%	0.1	NM	0.9x	GP	43,088	2.4%	12.6x	8.6x	SONALIPAPR	882.3	-2.0%	89.0	78.1x	3.6x
JUTESPINN	137.5	+1.1%	0.4	NM	NM	BRACBANK	33,679	1.9%	11.5x	1.1x	LANKABAFIN	30.2	-4.1%	86.5	12.7x	1.6x
BEACONPHAR	269.1	+0.7%	55.8	53.1x	11.1x	LHBL	31,708	1.8%	23.1x	4.5x	FORTUNE	124.1	-1.9%	85.8	42.5x	8.2x
TRUSTBANK	32.1	+0.6%	0.8	7.6x	1.2x	ISLAMIBANK	25,472	1.4%	9.7x	0.8x	ORIONPHARM	99.7	-1.4%	80.7	24.9x	1.2x

Top Ten Losers	Close Price (BDT)	Δ%	Turnover (BDT Mn)	PE	PB	CITYBANK	Free Float Mcap (BDT Mn)	% of Total Free Float Mcap	PE	PB	Block Trade	Maximum Price (BDT)	Minimum Price (BDT)	No. of Trade	Quantity ('000)	Turnover (BDT Mn)
LANKABAFIN	30.2	-4.1%	86.5	12.7x	1.6x	PUBALIBANK	18,384	1.0%	6.2x	0.7x	PUBALIBANK	26.3	26.3	2.0	15,606	410.44
ATCSLGF	9.8	-2.0%	4.7	NM	1.0x	BSRMLTD	17,413	1.0%	5.9x	0.8x	SONALIPAPR	890.0	883.0	2.0	315	280.25
CAPMIBBLMF	14.7	-2.0%	0.8	NM	1.6x	NBL	17,271	1.0%	6.6x	0.4x	UTTARABANK	23.7	23.7	1.0	1,260	29.86
BDTHAIFOOD	39.2	-2.0%	7.6	73.7x	2.8x	OLYMPIC	16,838	1.0%	16.0x	3.0x	GENEXIL	120.0	120.0	1.0	198	23.76
ASIAINS	73.5	-2.0%	9.1	25.8x	2.6x	ROBI	16,604	0.9%	93.2x	2.5x	ORIONPHARM	110.8	110.0	3.0	183	20.13
BBS	24.5	-2.0%	19.1	45.8x	1.6x	ALARABANK	16,404	0.9%	10.2x	1.2x	FORTUNE	138.0	138.0	1.0	91	12.61
EGEN	49.0	-2.0%	6.1	28.2x	2.3x	ORIONPHARM	15,869	0.9%	24.9x	1.2x	IPDC	52.4	48.5	2.0	214	10.44
SONALIPAPR	882.3	-2.0%	89.0	78.1x	3.6x	SUMITPOWER	15,086	0.9%	8.6x	1.2x	PADMALIFE	51.0	51.0	1.0	200	10.20
EASTRNLAB	1,943.2	-2.0%	4.0	39.2x	7.0x						IBNSINA	293.9	293.9	1.0	34	9.99
APEXFOODS	211.3	-2.0%	10.2	NM	1.8x						BATBC	576.2	576.2	1.0	17	9.97

*NBFI Sector PE calculation methodology has been modified to reflect positive earnings only.

** The base of the Bond index starts at 100, starting from Jan 13, 2022

Block Trade	Maximum Price (BDT)	Minimum Price (BDT)	Turnover (BDT Mn)	Quantity ('000)	No. of Trade
PUBALIBANK	26.3	26.3	410.4	15,606	2
SONALIPAPR	890.0	883.0	280.2	315	2
UTTARABANK	23.7	23.7	29.9	1,260	1
GENEXIL	120.0	120.0	23.8	198	1
ORIONPHARM	110.8	110.0	20.1	183	3
FORTUNE	138.0	138.0	12.6	91	1
IPDC	52.4	48.5	10.4	214	2
PADMALIFE	51.0	51.0	10.2	200	1
IBNSINA	293.9	293.9	10.0	34	1
BATBC	576.2	576.2	10.0	17	1
RUPALILIFE	74.0	74.0	6.6	90	1
PRIMEINSUR	82.8	82.8	6.6	80	1
GPHISPAT	59.0	56.0	5.7	101	2
BEACONPHAR	262.1	262.1	5.0	19	1
NATLIFEINS	220.0	220.0	4.8	22	1
ALLTEX	26.9	26.9	3.8	140	3
PHARMAID	856.0	855.0	3.6	4	4
BSCCL	231.9	231.9	3.5	15	1
PEOPLESINS	63.5	61.0	3.4	55	2
ZAHEENSPIN	10.6	10.6	2.9	274	1
HRTEX	73.2	73.2	2.2	30	1
RDFOOD	60.0	56.8	1.8	30	2
Total			879.2		49

Upcoming Corporate Events

DSE Ticker	Right Share	Dividend		Event	Date
		Stock	Cash		
United Finance Limited	-	0.0%	10.0%	Record Date	17-Apr-22
Prime Bank Ltd.	-	0.0%	17.5%	Record Date	19-Apr-22
Premier Bank Ltd.	-	10.0%	12.5%	Record Date	20-Apr-22
National Housing Fin. and Inv. Ltd.	-	0.0%	16.0%	Record Date	20-Apr-22
Jamuna Bank Ltd.	-	0.0%	17.5%	Record Date	21-Apr-22
United Commercial Bank Ltd.	-	10.0%	0.0%	Record Date	25-Apr-22
Eastern Bank Ltd.	-	12.5%	12.5%	Record Date	25-Apr-22
Paramount Insurance Company Ltd.	-	0.0%	10.0%	Record Date	28-Apr-22
The City Bank Ltd.	-	12.5%	12.5%	Record Date	5-May-22
Pubali Bank Ltd.	-	0.0%	12.5%	Record Date	8-May-22
LankaBangla Finance Ltd.	-	0.0%	10.0%	Record Date	9-May-22
Pragati Insurance Ltd	-	0.0%	35.0%	Record Date	10-May-22
ICB Islamic Bank Limited	-	0.0%	0.0%	Record Date	11-May-22

Important DSE News
LANKABAFIN

The Board of Directors has recommended 10% cash dividend for the year ended December 31, 2021. Date of AGM: 31.05.2022, Time: 11:00 AM, Venue: Digital Platform. Record Date: 09.05.2022. The Company has also reported Consolidated EPS of Tk. 2.38, Consolidated NAV per share of Tk. 19.82 and Consolidated NOCFPS of Tk. (0.88) for the year ended December 31, 2021 as against Tk. 1.81, Tk. 18.64 (restated) and Tk. 15.79 respectively for the same period of the previous year. The Company has also informed that reason for significant deviation in Consolidated EPS, Consolidated NAV per share and Consolidated NOCFPS: 1. EPS: EPS soared by 31% to BDT 2.38 in 2021 from the previous corresponding year mainly because of surge in net investment income of BDT 798.90 million from capital market, increase in brokerage and underwriting commission of BDT 788.30 million and rise in other operational income of BDT 168.55 million offset by noteworthy increase in provisions and suspense for lease, loans and advances (BDT 843.80 million). 2. NAV per share: NAV increased by 6% to reach BDT 19.82 at the end of year 2021 compared to 18.64 at the end of December 2020. Significant growth in profit (31%) vastly contributed to that growth. 3. NOCFPS: Cash outflow for loans disbursement and settlement against other assets was higher compared to cash inflow from deposits growth resulting in negative cash flow from operating activities.

PTL

The Company has informed that the Board of Directors has decided to invest for acquiring 49% of total Paid-up Capital of Dynamic Sun Energy Private Ltd. considering the prospectivity of business as a part of portfolio diversification of the company for development of a 100MW(AC) Grid-Tied Solar PV Power Plant at Bhabanipur & Ratanpur Mouza, Pabna Sadar, Pabna, Bangladesh. The estimated project cost would be around tk.1,300 (One thousand three hundred) crore, Tariff USD \$0.1195/kWh and contract period would be 20 years among others.

NEWLINE

Maruful Haque Chowdhury, one of the Directors of the company, has expressed his intention to sell 1,67,580 shares out of his total holding 26,89,659 shares of the company at prevailing market price (in the Public Market) through Dhaka Stock Exchange within April 28, 2022. Mashiul Haq Chowdhury, one of the Directors of the company, has expressed his intention to sell 1,11,720 shares out of his total holding 17,93,106 shares of the company at prevailing market price (in the Public Market) through Dhaka Stock Exchange within April 28, 2022.

Disclaimer: This report has been prepared by BRAC EPL Stock Brokerage Ltd and is provided for information purposes. It is not, under any circumstances, to be used or considered as an offer to sell, or a solicitation of any offer to buy. Reasonable care has been taken to ensure that the information is not untrue and misleading. BRAC EPL Stock Brokerage Ltd makes no representation or warranty as to the accuracy or completeness of such information. All opinions and estimates included in this report constitute our judgment as of this date and are subject to change without notice.