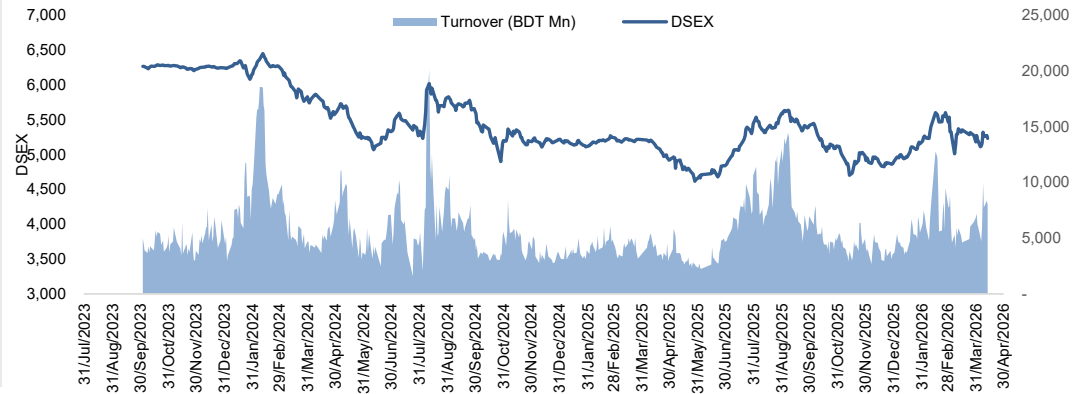


Daily Market Update

The market closed in red today. The benchmark index DSEX (-0.78%) lost 41.03 points and closed at 5,230.37. The blue-chip index DS30 (-1.06%), the Shariah-based index DSES (-0.29%), and the large-cap index CDSET (-1.03%) closed at 1,981.04, 1,058.00, and 1,064.98 points, respectively. All the large-cap sectors posted negative performance today. Bank experienced the highest loss of 1.39% followed by Pharmaceutical (-0.63%), Food & Allied (-0.59%), Fuel & Power (-0.44%), NBF1 (-0.31%), Telecommunication (-0.13%), and Engineering (-0.06%), respectively. Block trades contributed 3.8% of the overall market turnover. Khan Brothers PP Woven Bag Industries Limited (-0.6%) was the most traded share with a turnover of BDT 352 million.



Index	Closing	Opening	Point Δ	%Δ	YTD %Δ
DSEX	5,230.37	5,271.40	-41.03	-0.78%	+7.5%
DS30	1,981.04	2,002.35	-21.31	-1.06%	+6.9%
DSES	1,058.00	1,061.08	-3.08	-0.29%	+5.7%
CDSET	1,064.98	1,076.04	-11.06	-1.03%	+6.0%

	Advanced	Declined	Unchanged	Total
All Category	123	213	54	390
A Category (Equity)	52	129	22	203
B Category (Equity)	31	41	8	80
N Category (Equity)	0	0	0	0
Z Category (Equity)	40	43	24	107
Mutual Funds	25	3	6	34
Corporate Bonds	0	2	1	3
Treasury Bonds	0	1	0	1

* Based on Traded Scripts

		Today	Last Day	Daily %Δ
Mcap	Mn BDT	6,853,769	6,879,326	-0.4%
	Mn USD	56,027	56,236	
Turnover	Mn BDT	7,934	8,371	-5.2%
	Mn USD	65	68	
Volume	Mn Shares	280	286	-2.1%
No. of Trade		222,205	217,049	+2.4%

* Average Interbank Exchange Rate is BDT 122.33 as of Apr 13, 2026

Fahim Hassan Research Analyst (880) 1709636546 fahim.hassan@bracepl.com	Tasviha Taher Trishila Research Associate (880) 1730701733 tasviha.trishila@bracepl.com
---	---

Figure: Sectorial Turnover (BDT Mn)

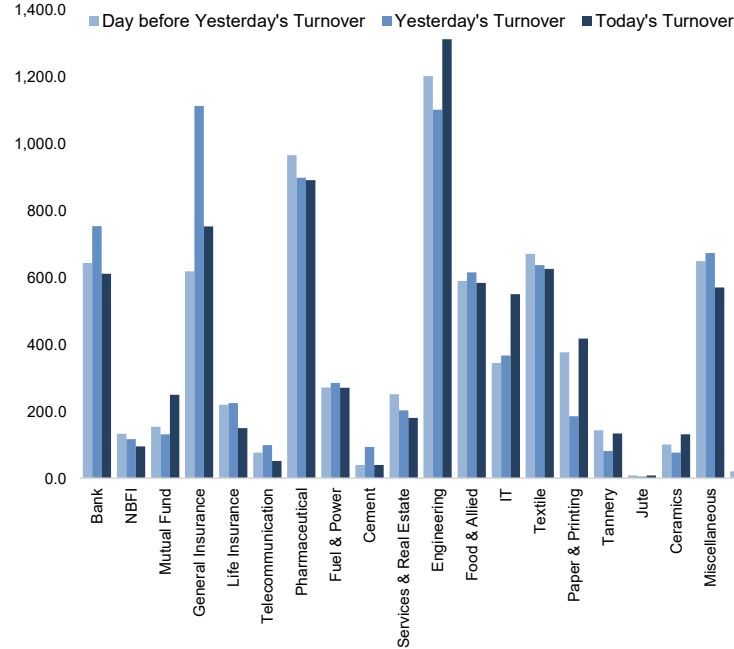
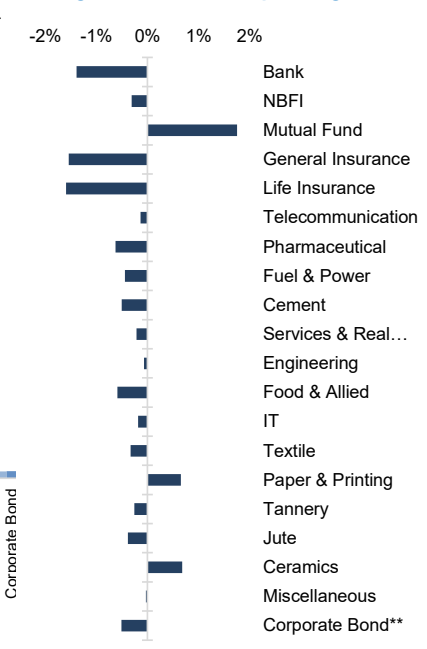


Figure: Sectorial Mcap Change



Market PE 15.0x
Market PB 1.6x

* Market P/E and P/BV calculation excludes Mutual Fund, Life Insurance, selected NBFIs and Banks

Sector Index	Closing	Opening	Points Δ	%Δ	No. of Companies	Mcap (BDT Mn)	% of Total Mcap	Turnover (BDT Mn)	% of Total Turnover	PE	PB	Top Twenty Market Cap	Mcap (BDT Mn)	% of Total Mcap	Turnover (BDT Mn)	PE	PB	
Bank	1,548	1,570	-21.78	-1.39%	36	722,801	10.5%	612.0	8.0%	9.6x	0.7x	GP	326,638	9.6%	12.8	11.0x	5.8x	
NBFI	973	976	-3.02	-0.31%	23	91,975	1.3%	95.3	1.2%	NM	0.9x	SQRPHARMA	188,016	5.5%	48.9	7.2x	1.3x	
Mutual Fund	533	524	+9.19	+1.76%	36	25,663	0.4%	249.8	3.3%	NM	0.5x	ROBI	148,234	4.4%	32.2	15.8x	2.1x	
General Insurance	3,278	3,329	-51.23	-1.54%	43	92,532	1.3%	753.4	9.9%	15.0x	1.4x	BRACBANK	139,763	4.1%	71.5	8.9x	1.4x	
Life Insurance	1,714	1,742	-27.75	-1.59%	15	48,321	0.7%	149.9	2.0%	NM	NM	WALTONHIL	125,025	3.7%	7.0	11.2x	1.0x	
Telecommunication	4,319	4,324	-5.75	-0.13%	3	501,113	7.3%	51.5	0.7%	12.1x	3.5x	BATBC	117,180	3.4%	16.3	20.1x	2.1x	
Pharmaceutical	2,965	2,983	-18.66	-0.63%	34	559,658	8.2%	891.2	11.7%	11.7x	1.5x	BEXIMCO	103,850	3.1%	0.0	NM	1.3x	
Fuel & Power	1,030	1,035	-4.54	-0.44%	23	271,914	4.0%	270.4	3.5%	9.3x	0.6x	MARICO	86,984	2.6%	2.9	13.8x	29.9x	
Cement	1,913	1,923	-9.72	-0.51%	7	90,009	1.3%	39.6	0.5%	17.7x	2.0x	BERGERPBL	68,213	2.0%	1.1	20.5x	3.7x	
Services & Real Estate	1,014	1,016	-2.17	-0.21%	9	55,148	0.8%	180.6	2.4%	19.6x	0.4x	UPGDCL	67,592	2.0%	2.0	6.3x	1.5x	
Engineering	2,442	2,444	-1.58	-0.06%	42	273,746	4.0%	1,312.8	17.2%	15.4x	0.8x	LHB	59,114	1.7%	24.2	11.6x	3.1x	
Food & Allied	12,187	12,259	-71.79	-0.59%	21	222,484	3.2%	584.5	7.7%	31.8x	3.4x	BXPHARMA	51,303	1.5%	38.9	8.0x	1.0x	
IT	1,991	1,994	-3.62	-0.18%	11	26,363	0.4%	550.7	7.2%	29.5x	1.6x	PUBALIBANK	47,763	1.4%	8.9	7.7x	0.6x	
Textile	1,125	1,128	-3.71	-0.33%	58	116,971	1.7%	626.0	8.2%	NM	0.8x	RENATA	47,760	1.4%	9.0	18.8x	1.3x	
Paper & Printing	4,672	4,642	+30.40	+0.65%	6	21,884	0.3%	418.1	5.5%	NM	1.3x	CITYBANK	46,397	1.4%	249.0	3.5x	0.7x	
Tannery	1,954	1,959	-5.01	-0.26%	6	22,689	0.3%	133.8	1.8%	NM	1.4x	EBL	43,247	1.3%	34.4	5.5x	0.9x	
Jute	10,586	10,627	-40.81	-0.38%	3	2,309	0.0%	8.2	0.1%	NM	NM	UNILEVERCL	40,295	1.2%	0.3	50.7x	18.0x	
Ceramics	396	393	+2.67	+0.68%	5	17,879	0.3%	131.5	1.7%	NM	1.2x	DUTCHBANGL	39,538	1.2%	7.1	8.0x	0.7x	
Miscellaneous	3,933	3,934	-1.26	-0.03%	15	213,576	3.1%	570.8	7.5%	88.9x	1.7x	PRIMEBANK	37,371	1.1%	25.1	4.1x	0.8x	
Corporate Bond**	18,001	18,093	-91.99	-0.51%	16	39,720	0.6%	0.8	0.0%	NM	NM	ICB	31,915	0.9%	2.4	NM	1.1x	
Treasury Bond**	2,240	2,243	-3.44	-0.15%	232	3,440,708	50.2%	0.5	0.0%	NM	NM							

Top Ten Gainers	Close Price (BDT)	Δ%	Turnover (BDT Mn)	PE	PB	Top Twenty Free Float Mcap	Free Float Mcap (BDT Mn)	% of Total Free Float Mcap	PE	PB	Most Traded Share	Close Price (BDT)	Δ%	Turnover (BDT Mn)	PE	PB
MIRAKHTER	31.3	+9.8%	97.2	20.1x	0.6x	SQRPHARMA	107,978	7.3%	7.2x	1.3x	KBPPWBIL	54.0	-0.6%	352.0	96.4x	4.6x
YPL	18.1	+9.0%	11.4	NM	3.4x	BRACBANK	83,808	5.6%	8.9x	1.4x	ACMEPL	26.2	-1.5%	271.5	NM	1.6x
FAREASTFIN	2.5	+8.7%	4.0	NM	NM	ISLAMIBANK	69,909	4.7%	NM	0.9x	CITYBANK	30.5	-2.9%	249.0	3.5x	0.7x
PF1STMF	6.3	+8.6%	19.0	NM	1.1x	BEXIMCO	69,465	4.7%	NM	1.3x	MONOSPOOL	103.9	+3.1%	222.3	30.3x	2.2x
FASFIN	2.6	+8.3%	2.8	NM	NM	WALTONHIL	42,462	2.9%	11.2x	1.0x	KDSALTD	49.3	-4.3%	164.0	23.0x	1.8x
PREMIERLEA	2.6	+8.33%	4.6	NM	NM	BXPHARMA	37,466	2.5%	8.0x	1.0x	SIMTEX	24.1	+1.3%	152.7	22.1x	1.1x
EXIM1STMF	4.0	+8.1%	30.1	NM	0x	PUBALIBANK	35,321	2.4%	7.7x	0.6x	LOVELLO	75.9	-3.4%	149.4	32.5x	6.1x
PLFSL	2.7	+8.0%	8.3	NM	NM	GP	34,298	2.3%	11.0x	5.8x	DOMINAGE	52.2	+2.2%	148.1	NM	3.1x
ILFSL	2.7	+8.0%	3.1	NM	NM	CITYBANK	33,789	2.3%	3.5x	0.7x	ORIONINFU	332.4	-1.9%	136.7	NM	20.9x
FARCHEM	17.2	+6.8%	17.9	NM	0.6x	BATBC	32,608	2.2%	20.1x	2.1x	PIONEERINS	56.4	+3.1%	132.5	12.3x	1.2x

Top Ten Losers	Close Price (BDT)	Δ%	Turnover (BDT Mn)	PE	PB	RENATA	LHB	PRIMEBANK	OLYMPIC	UTTARABANK	ALARABANK	ROBI	NBL	BEACONPHAR	Block Trade	Maximum Price (BDT)	Minimum Price (BDT)	No. of Trade	Quantity ('000)	Turnover (BDT Mn)
MEGCONMILK	36.7	-4.7%	7.5	NM	NM	24,247	22,917	22,766	20,155	17,787	16,914	16,657	14,501	14,379	CITYGENINS	101.1	92.0	13.0	1,046	104.86
APEXTANRY	75.0	-4.3%	10.1	NM	0x	1.6%	1.5%	1.5%	1.4%	1.2%	1.1%	1.1%	1.0%	1.0%	ALARABANK	15.4	15.4	3.0	2,779	42.79
KDSALTD	49.3	-4.2%	41.6	13.6x	2.5x	18.8x	11.6x	4.1x	14.1x	NM	40.7x	15.8x	NM	NM	CITYBANK	30.9	30.9	2.0	1,097	33.91
SIPLC	70.2	-4.2%	41.6	13.6x	2.5x	5.5x	0.9x	1.5%	1.4%	1.2%	1.1%	1.1%	1.0%	1.0%	CITYBANK	30.9	30.9	2.0	1,097	33.91
PEOPLESINS	47.3	-3.9%	61.9	13.1x	1.3x	18.8x	11.6x	4.1x	14.1x	NM	40.7x	15.8x	NM	NM	LOVELLO	75.0	75.0	3.0	130	9.76
FIRSTFIN	5.0	-3.8%	0.7	NM	NM	1.5%	1.5%	1.5%	1.4%	1.2%	1.1%	1.1%	1.0%	1.0%	CAPMBDBLMF	12.6	12.3	7.0	693	8.67
EASTERNINS	55.2	-3.8%	16.6	21.8x	1.1x	18.8x	11.6x	4.1x	14.1x	NM	40.7x	15.8x	NM	NM	JAMUNABANK	23.7	23.7	2.0	355	8.41
CLICL	57.9	-3.8%	26.0	NM	NM	1.5%	1.5%	1.5%	1.4%	1.2%	1.1%	1.1%	1.0%	1.0%	EBL	26.9	26.9	1.0	313	8.41
BDLAMPS	161.5	-3.8%	16.7	NM	3.7x	1.5%	1.5%	1.5%	1.4%	1.2%	1.1%	1.1%	1.0%	1.0%	PRIMEINSUR	32.1	32.1	5.0	256	8.21
ASIANS	41.1	-3.7%	39.9	20.3x	1.4x	1.5%	1.5%	1.5%	1.4%	1.2%	1.1%	1.1%	1.0%	1.0%	PRAGATIINS	80.0	71.4	4.0	110	8.03
						1.5%	1.5%	1.5%	1.4%	1.2%	1.1%	1.1%	1.0%	1.0%	ASIATICLAB	94.0	93.8	2.0	85	7.98

* Bank and NBFI sector PE calculation methodology has been modified.
 ** The base of the Bond Index starts at 100, starting from Jan 13, 2022.
 Similarly, Treasury Bond Index starts at 100, starting from Oct 10, 2022

Block Trade	Maximum Price (BDT)	Minimum Price	Turnover (BDT Mn)	Quantity ('000)	No. of Trade
CITYGENINS	101.1	92.0	104.9	1,046	13
ALARABANK	15.4	15.4	42.8	2,779	3
CITYBANK	30.9	30.9	33.9	1,097	2
LOVELLO	75.0	75.0	9.8	130	3
CAPMBDBLMF	12.6	12.3	8.7	693	7
JAMUNABANK	23.7	23.7	8.4	355	2
EBL	26.9	26.9	8.4	313	1
PRIMEINSUR	32.1	32.1	8.2	256	5
PRAGATIINS	80.0	71.4	8.0	110	4
ASIATICLAB	94.0	93.8	8.0	85	2
SUNLIFEINS	72.8	66.1	7.1	101	6
MERCANBANK	8.1	8.1	6.1	754	4
SAPORTL	51.0	51.0	4.2	82	1
SHAHJABANK	16.0	16.0	3.9	244	3
FINEFOODS	460.0	460.0	3.9	8	2
HFL	14.0	14.0	3.0	212	4
BENGALWTL	21.0	21.0	2.6	126	4
SOUTHEASTB	8.4	8.4	2.4	284	1
PREMIERBAN	4.5	4.5	2.3	503	2
SIPLC	74.0	68.0	2.2	31	2
BANKASIA	22.4	22.4	2.2	100	1
SONALIPAPR	244.9	244.9	2.2	9	1
Total			303.0		94

Important DSE News

PRAGATIINS

The Board of Directors has recommended 27% Cash and 03% Stock dividend for the year ended December 31, 2025. Date of AGM: 18.06.2026, Time: 12:00 Noon, Venue: Digital Platform. Record Date: 12.05.2026. The Company has also reported EPS of Tk. 5.31, NAV per share of Tk. 57.36 and NOCFPS of Tk. 1.44 for the year ended December 31, 2025 as against Tk. 5.24 (Restated), Tk. 53.82 and Tk. 3.13 respectively for the year ended December 31, 2024.

PHARMAID

The Company has informed that 149,500 shares held by Late M. A. Masud, a Sponsor Director and former Chairman of the Company, who passed away on 11.11.2025, will be transmitted among his successors in accordance with the Succession Certificate issued by the Honorable Court. The names of the successors, their relationships with the deceased shareholder, and the number of shares to be received by each successor are as follows: 1. Mrs. Shahinoor Baby, Wife, Sponsor Director and Chairman of the Company, will receive 18,688 shares; 2. Mr. Md. Nurul Mahbub, Son, will receive 52,325 shares; 3. Mrs. Farzina Binty Masud, Daughter, will receive 26,162 shares; and 4. Mr. Mahir Musleh, Son, will receive 52,325 shares.

Upcoming Corporate Events

DSE Ticker	Right Share	Dividend		Event	Date
		Stock	Cash		
AGRANINS		0.0%	0.0%	Record Date	15-Apr-26
IDLC		5.0%	15.0%	Record Date	19-Apr-26
PARAMOUNT		0.0%	10.0%	Record Date	21-Apr-26
PRIMEBANK		5.0%	25.0%	Record Date	28-Apr-26
LINDEBD		0.0%	100.0%	Record Date	29-Apr-26
SHAHJABANK		0.0%	13.0%	Record Date	30-Apr-26
CITYBANK		15.0%	15.0%	Record Date	3-May-26
NITOLINS		0.0%	10.0%	Record Date	10-May-26
PRAGATIINS		3.0%	27.0%	Record Date	12-May-26

Disclaimer: This report has been prepared by BRAC EPL Stock Brokerage Ltd and is provided for information purposes. It is not, under any circumstances, to be used or considered as an offer to sell, or a solicitation of any offer to buy. Reasonable care has been taken to ensure that the information is not untrue and misleading. BRAC EPL Stock Brokerage Ltd makes no representation or warranty as to the accuracy or completeness of such information. All opinions and estimates included in this report constitute our judgment as of this date and are subject to change without notice.