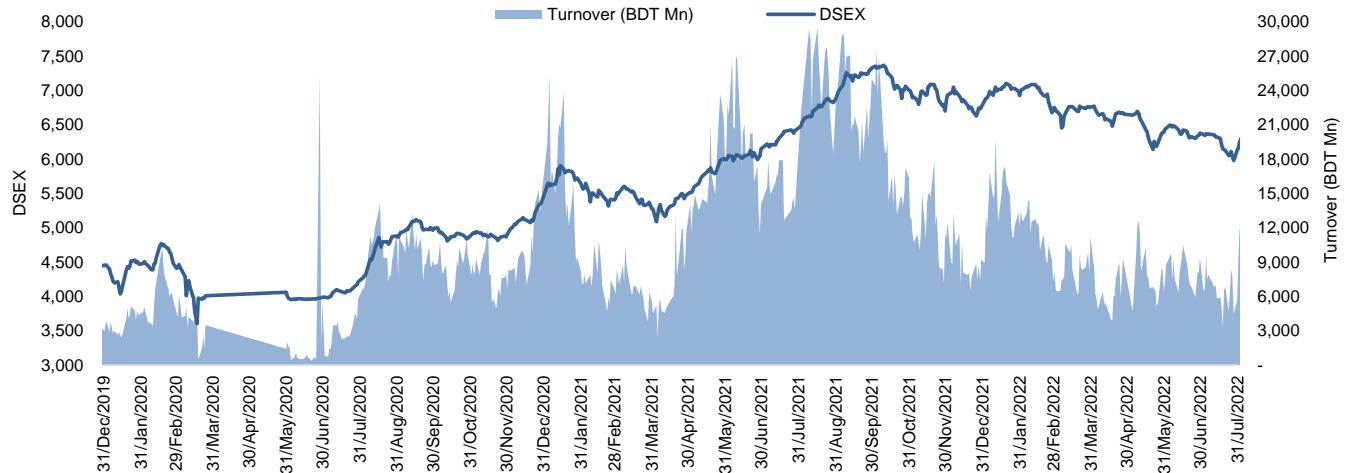


Daily Market Update

The market closed in red today. The benchmark index DSEX (-0.71%) lost 45.05 points and closed at 6,258.95. The blue-chip index DS30 (-0.97%), the Shariah-based index DSES (-0.62%), and the large-cap index CDSET (-1.00%) closed at 2,237.60, 1,368.24, and 1,235.95 points, respectively. All the large-cap sectors posted negative performance today. NBFi experienced the highest loss of 1.56% followed by Food & Allied (-1.36%), Bank (-0.89%), Pharmaceutical (-0.70%), Fuel & Power (-0.34%), Engineering (-0.14%), and Telecommunication (-0.11%), respectively. Block trades contributed 0.9% of the overall market turnover. Bangladesh Export Import Company Ltd. (-2.3%) was the most traded share with a turnover of BDT 809 million.



Index	Closing	Opening	Point Δ	%Δ	YTD %Δ
DSEX	6,258.95	6,304.00	-45.05	-0.71%	-7.4%
DS30	2,237.60	2,259.57	-21.97	-0.97%	-11.6%
DSES	1,368.24	1,376.84	-8.60	-0.62%	-4.4%
CDSET	1,235.95	1,248.44	-12.49	-1.00%	-9.1%

	Advanced	Declined	Unchanged	Total
All Category	103	211	66	380
A Category (Equity)	66	155	41	262
B Category (Equity)	30	47	13	90
N Category (Equity)	2	3	1	6
Z Category (Equity)	5	6	11	22
Mutual Funds	3	16	16	35
Corporate Bonds	1	0	2	3

		Today	Last Day	Daily %Δ
Mcap	Mn BDT	5,112,061	5,138,626	
	Mn USD	53,982	54,262	-0.5%
Turnover	Mn BDT	10,835	11,173	
	Mn USD	114	118	-3.0%
Volume	Mn Shares	300	346	-13.3%
No. of Trade		188,447	198,404	-5.0%

* Exchange Rate is BDT 94.70 as of Aug 08, 2022

Figure: Sectorial Turnover (BDT)

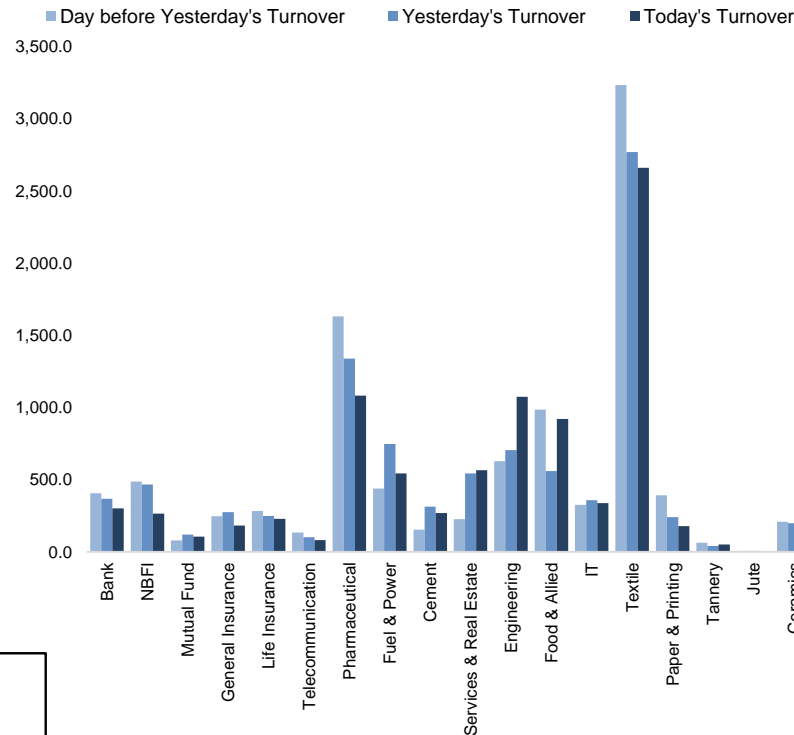
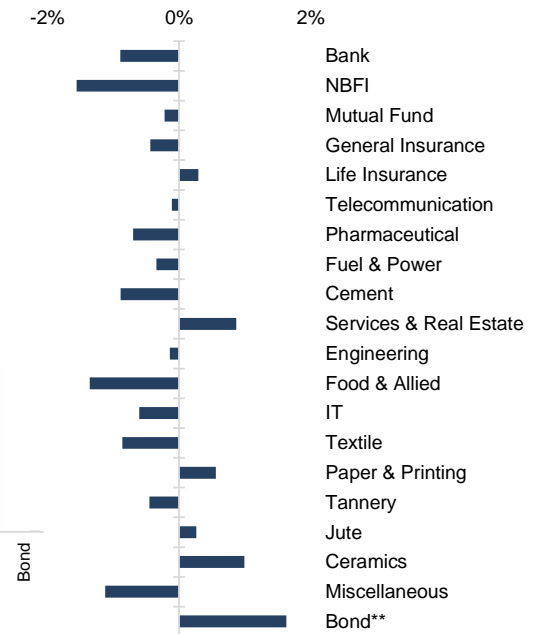


Figure: Sectorial Mcap Change



Market PE 15.7x
Market PB 1.7x

Fahim Hassan Research Associate (880) 1709636546 fahim.hassan@bracepl.com	Billal Hossain Research Associate (880) 1708805229 billal.hossain@bracepl.com
---	---

Sector Index	Closing	Opening	Points Δ	%Δ	No. of Companies	Mcap (BDT Mn)	% of Total Mcap	Turnover (BDT Mn)	% of Total Turnover	PE	PB	Top Twenty Market Cap	Mcap (BDT Mn)	% of Total Mcap	Turnover (BDT Mn)	PE	PB
Bank	1,433	1,446	-12.90	-0.89%	33	660,900	14.7%	301.6	3.0%	7.7x	0.7x	GP	408,736	9.1%	54.8	12.0x	8.1x
NBFI	1,977	2,008	-31.27	-1.56%	23	194,726	4.3%	265.5	2.6%	NM	3.7x	WALTONHIL	326,284	7.3%	4.2	22.8x	3.3x
Mutual Fund	881	883	-1.93	-0.22%	36	38,844	0.9%	105.4	1.0%	NM	0.8x	BATBC	282,528	6.3%	129.8	18.2x	7.5x
General Insurance	3,128	3,142	-13.74	-0.44%	41	92,454	2.1%	182.3	1.8%	14.9x	1.5x	SQURPHARMA	189,257	4.2%	38.2	10.2x	1.9x
Life Insurance	2,301	2,294	+6.80	+0.30%	13	66,312	1.5%	228.5	2.2%	NM	NM	ROBI	157,138	3.5%	10.0	NM	2.4x
Telecommunication	5,117	5,122	-5.51	-0.11%	3	602,433	13.4%	81.1	0.8%	16.0x	4.7x	RENATA	139,833	3.1%	20.9	25.3x	4.9x
Pharmaceutical	3,756	3,782	-26.29	-0.70%	32	705,311	15.7%	1,082.2	10.6%	17.4x	2.5x	UPGDCL	137,156	3.1%	4.9	11.1x	4.2x
Fuel & Power	1,737	1,743	-5.94	-0.34%	23	453,429	10.1%	543.5	5.3%	11.4x	1.2x	BEXIMCO	107,524	2.4%	809.3	7.5x	1.4x
Cement	2,505	2,528	-22.39	-0.89%	7	120,737	2.7%	267.9	2.6%	26.3x	2.6x	LHBL	83,851	1.9%	234.8	21.5x	4.7x
Services & Real Estate	1,442	1,429	+12.42	+0.87%	8	54,515	1.2%	566.0	5.5%	75.9x	1.0x	BERGERPBL	81,973	1.8%	6.0	26.6x	7.1x
Engineering	4,618	4,625	-6.46	-0.14%	42	540,728	12.0%	1,072.8	10.5%	18.8x	1.9x	MARICO	77,603	1.7%	7.3	22.2x	33.7x
Food & Allied	21,511	21,807	-296.07	-1.36%	21	381,981	8.5%	919.8	9.0%	22.9x	8.1x	ICB	77,439	1.7%	1.5	43.8x	1.7x
IT	2,501	2,516	-15.19	-0.60%	11	32,039	0.7%	337.1	3.3%	26.0x	2.2x	BXPBARMA	69,504	1.5%	84.0	12.1x	1.7x
Textile	1,694	1,709	-14.71	-0.86%	58	182,771	4.1%	2,659.6	26.1%	27.5x	1.1x	BRACBANK	58,666	1.3%	38.3	11.5x	1.0x
Paper & Printing	7,866	7,822	+43.66	+0.56%	6	28,793	0.6%	177.6	1.7%	NM	2.0x	BEACONPHAR	57,057	1.3%	2.6	61.0x	9.8x
Tannery	3,059	3,073	-13.82	-0.45%	6	32,672	0.7%	51.5	0.5%	34.1x	3.1x	ISLAMIBANK	52,486	1.2%	8.8	10.8x	0.8x
Jute	8,665	8,642	+22.78	+0.26%	3	1,997	0.0%	4.5	0.0%	NM	28.2x	DUTCHBANGL	44,667	1.0%	11.7	7.7x	1.2x
Ceramics	730	723	+7.18	+0.99%	5	32,531	0.7%	199.9	2.0%	30.5x	2.0x	TITASGAS	41,053	0.9%	94.3	12.3x	0.6x
Miscellaneous	4,284	4,332	-48.52	-1.12%	15	237,538	5.3%	1,155.3	11.3%	11.6x	2.0x	POWERGRID	37,561	0.8%	28.5	10.2x	0.4x
Bond**	90	89	+1.45	+1.63%	9	37,430	0.8%	5.4	0.1%	NM	NM	SUMITPOWER	36,735	0.8%	5.2	8.8x	1.0x

Top Ten Gainers	Close Price (BDT)	Δ%	Turnover (BDT Mn)	PE	PB
COPPERTECH	44.9	+9.8%	321.8	26.0x	3.4x
SKTRIMS	29.2	+9.8%	64.9	36.5x	2.0x
BDTHAIFOOD	41.1	+7.9%	97.4	56.4x	2.8x
GOLDENSON	19.6	+7.1%	117.5	32.2x	1.0x
SEAPEARL	56.4	+6.4%	229.9	NM	4.9x
SHASHADNIM	30.5	+5.5%	137.4	16.6x	0.7x
HWAWELLTEX	56.9	+4.6%	39.4	12.9x	2x
SAPORTL	30.4	+4.5%	43.9	26.3x	0.9x
LOVELLO	41.1	+4.3%	54.7	21.0x	3.3x
ACMEPL	43.9	+4.0%	219.0	26.0x	2.5x

Top Twenty Free Float Mcap	Free Float Mcap (BDT Mn)	% of Total Free Float Mcap	PE	PB
SQURPHARMA	123,831	7.3%	10.2x	1.9x
BATBC	74,729	4.4%	18.2x	7.5x
BEXIMCO	74,676	4.4%	7.5x	1.4x
RENATA	68,267	4.0%	25.3x	4.9x
BXPBARMA	48,528	2.9%	12.1x	1.7x
GP	40,874	2.4%	12.0x	8.1x
BEACONPHAR	39,940	2.4%	61.0x	9.8x
BRACBANK	31,539	1.9%	11.5x	1.0x
LHBL	29,616	1.8%	21.5x	4.7x
EBL	24,031	1.4%	7.6x	1.1x
ISLAMIBANK	23,577	1.4%	10.8x	0.8x
NBL	19,116	1.1%	NM	0.5x
PUBALIBANK	18,455	1.1%	5.5x	0.7x
CITYBANK	17,695	1.0%	4.6x	0.7x
OLYMPIC	16,119	1.0%	18.1x	2.9x
ROBI	15,714	0.9%	NM	2.4x
ALARABANK	14,733	0.9%	12.1x	1.1x
BSRMLTD	14,706	0.9%	5.1x	0.7x
ORIONPHARM	14,245	0.8%	21.8x	1.1x
UPGDCL	13,716	0.8%	11.1x	4.2x

Most Traded Share	Close Price (BDT)	Δ%	Turnover (BDT Mn)	PE	PB
BEXIMCO	122.7	-2.3%	809.3	7.5x	1.4x
MALEKSPIN	36.9	+0.8%	447.8	8.5x	0.8x
COPPERTECH	44.9	+9.8%	321.8	26.0x	3.4x
OLYMPIC	132.9	-6.9%	312.0	18.1x	2.9x
INTRACO	38.5	+2.7%	236.4	36.9x	3.2x
LHBL	72.2	-0.8%	234.8	21.5x	4.7x
SEAPEARL	56.4	+6.4%	229.9	NM	4.9x
MAKSONSPIN	25.8	-3.7%	228.0	7.4x	1.2x
ACMEPL	43.9	+4.0%	219.0	26.0x	2.5x
ORIONINFU	133.9	+1.9%	171.7	79.5x	9.9x

Top Ten Losers	Close Price (BDT)	Δ%	Turnover (BDT Mn)	PE	PB
OLYMPIC	132.9	-6.9%	312.0	18.1x	2.9x
INDEXAGRO	107.4	-6.3%	22.1	18.9x	2x
FASFIN	6.3	-6.0%	19.3	NM	NM
FAREASTFIN	6.3	-6.0%	1.1	NM	5.5x
ILFSL	6.7	-5.6%	14.0	NM	NM
MTB	16.9	-5.1%	7.9	4.0x	0.7x
ISLAMICFIN	21.4	-4.5%	12.5	17.8x	1.4x
REGENTTEX	10.8	-4.4%	17.9	NM	0.4x
UNIONCAP	9.0	-4.3%	17.4	NM	NM
SIMTEX	20.4	-4.2%	58.2	23.9x	0.9x

Block Trade	Maximum Price (BDT)	Minimum Price (BDT)	No. of Trade	Quantity ('000)	Turnover (BDT Mn)
BATBC	520.0	520.0	7.0	255	132.60
PRIMEINSUR	85.0	82.8	7.0	1,369	113.50
PADMALIFE	50.0	50.0	1.0	2,064	103.21
FORTUNE	87.4	79.5	9.0	904	74.13
INTRACO	37.0	36.1	3.0	1,115	41.15
SUNLIFEINS	63.8	60.6	11.0	563	35.59
SONALIPAPR	650.0	650.0	4.0	48	31.15
SEAPEARL	56.0	49.0	8.0	259	13.19
PRIMEBANK	19.9	19.9	1.0	500	9.95
OLYMPIC	143.0	142.0	3.0	65	9.26

*NBFI Sector PE calculation methodology has been modified to reflect positive earnings only.

** The base of the Bond index starts at 100, starting from Jan 13, 2022

Block Trade	Maximum Price (BDT)	Minimum Price (BDT)	Turnover (BDT Mn)	Quantity ('000)	No. of Trade
BATBC	520.0	520.0	132.6	255	7
PRIMEINSUR	85.0	82.8	113.5	1,369	7
PADMALIFE	50.0	50.0	103.2	2,064	1
FORTUNE	87.4	79.5	74.1	904	9
INTRACO	37.0	36.1	41.2	1,115	3
SUNLIFEINS	63.8	60.6	35.6	563	11
SONALIPAPR	650.0	650.0	31.1	48	4
SEAPEARL	56.0	49.0	13.2	259	8
PRIMEBANK	19.9	19.9	10.0	500	1
OLYMPIC	143.0	142.0	9.3	65	3
BEXIMCO	136.9	127.5	7.4	54	2
MHSML	31.3	31.2	6.3	200	2
ANWARGALV	386.1	386.1	5.9	15	2
SALVOCHEM	69.0	67.0	4.9	72	4
AL-HAJTEX	133.7	132.1	4.6	34	3
LANKABAFIN	28.0	28.0	4.5	162	3
MALEKSPIN	38.0	38.0	4.2	110	1
KDSALTD	86.2	85.0	3.7	43	3
MARICO	2,462.0	2,462.0	3.0	1	1
BDTHAIFOOD	39.0	36.2	2.5	64	2
SPCL	75.0	75.0	1.9	25	2
FUWANGCER	17.6	17.6	1.8	100	1
Total			627.1		94

Upcoming Corporate Events

DSE Ticker	Right Share	Dividend		Event	Date
		Stock	Cash		
Grameenphone Ltd.	-	0.0%	125.0%	Record Date	10-Aug-22
LafargeHolcim Bangladesh Limited	-	0.0%	15.0%	Record Date	11-Aug-22
Libra Infusions Limited	-	0.0%	5.0%	Record Date	11-Aug-22
Rupali Life Insurance Company Limited	-	0.0%	18.0%	Record Date	17-Aug-22
Marico Bangladesh Limited	-	0.0%	300.0%	Record Date	21-Aug-22
First Finance Limited	-	0.0%	0.0%	Record Date	24-Aug-22
Popular Life Insurance Co. Ltd.	-	0.0%	40.0%	Record Date	25-Aug-22
Sonar Bangla Insurance Ltd.	-	0.0%	15.0%	Record Date	25-Aug-22
City Bank Perpetual Bond	-	0.0%	9.6%	Record Date	29-Aug-22
Sonali Life Insurance Company Limited	-	0.0%	13.0%	Record Date	31-Aug-22

Important DSE News
RUPALIBANK

The Company has further informed that the Shareholders of the Company has approved 2% cash dividend instead of earlier declared 2% stock dividend for the year ended December 31, 2021 in their 36th AGM held on August 07, 2022 with the consent of Bangladesh Bank. The Company also informed that Bangladesh Securities and Exchange Commission did not approve the 2% stock dividend for the same year which was earlier declared by the Board of Directors in its 1152nd meeting held on April 28, 2022. The Company will be placed in 'B' category from existing 'A' category with effect from August 10, 2022 as the Company has approved 2% cash dividend for the year ended December 31, 2021.

SONALILIFE

(Q2 Un-audited): Increase in life revenue account for Apr-June 2022 was Tk. 590.59 mn. with total life insurance fund of Tk. 4000.19 mn. as against increase in Tk. 252.50 mn. and Tk. 1,935.31 mn. respectively for the same period of the previous year. Increase in life revenue account for Jan-June 2022 was Tk. 1029.89 mn. with total life insurance fund of Tk. 4000.19 mn. as against increase in Tk. 398.26 mn. and Tk. 1,935.31 mn. respectively for the same period of the previous year.

Disclaimer: This report has been prepared by BRAC EPL Stock Brokerage Ltd and is provided for information purposes. It is not, under any circumstances, to be used or considered as an offer to sell, or a solicitation of any offer to buy. Reasonable care has been taken to ensure that the information is not untrue and misleading. BRAC EPL Stock Brokerage Ltd makes no representation or warranty as to the accuracy or completeness of such information. All opinions and estimates included in this report constitute our judgment as of this date and are subject to change without notice.