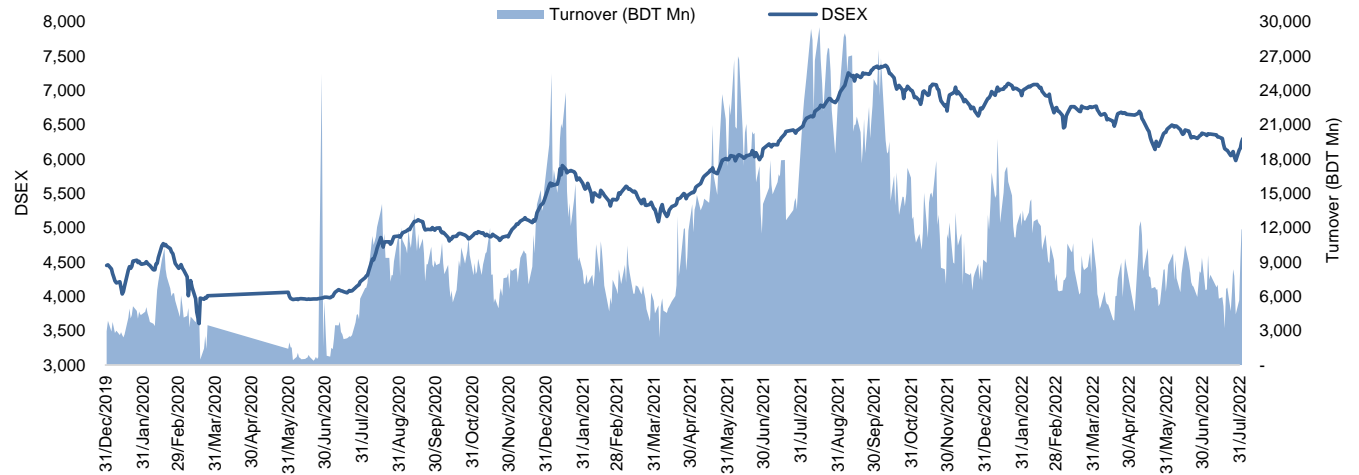


Daily Market Update

The market closed in green today. The benchmark index DSEX (+0.25%) gained 15.53 points and closed at 6,241.44. The blue-chip index DS30 (+0.32%), the Shariah-based index DSES (+0.37%), and the large-cap index CDSET (+0.32%) closed at 2,220.05, 1,366.38, and 1,227.01 points, respectively. Large-cap sectors posted mixed performance today. Engineering booked the highest gain of 0.54% followed by Fuel & Power (+0.14%), Pharmaceutical (+0.12%). NBFi experienced the highest loss of 0.1% followed by Food & Allied (-0.06%), Telecommunication (-0.04%), Bank (-0.02%). Block trades contributed 0.8% of the overall market turnover. Bangladesh Export Import Company Ltd. (+1.3%) was the most traded share with a turnover of BDT 819 million.



Index	Closing	Opening	Point Δ	%Δ	YTD %Δ
DSEX	6,241.44	6,225.91	+15.53	+0.25%	-7.6%
DS30	2,220.05	2,213.03	+7.02	+0.32%	-12.3%
DSES	1,366.38	1,361.38	+5.00	+0.37%	-4.5%
CDSET	1,227.01	1,223.06	+3.95	+0.32%	-9.7%

	Advanced	Declined	Unchanged	Total
All Category	156	132	92	380
A Category (Equity)	120	88	51	259
B Category (Equity)	28	41	23	92
N Category (Equity)	4	0	2	6
Z Category (Equity)	4	3	16	23
Mutual Funds	0	14	21	35
Corporate Bonds	0	1	2	3

	Today	Last Day	Daily %Δ	
Mcap	Mn BDT	5,081,092	5,069,700	+0.2%
	Mn USD	53,485	53,365	
Turnover	Mn BDT	11,596	10,347	+12.1%
	Mn USD	122	109	
Volume	Mn Shares	268	267	+0.3%
No. of Trade		204,213	176,838	+15.5%

* Exchange Rate is BDT 95.00 as of Aug 17, 2022

Figure: Sectorial Turnover (BDT)

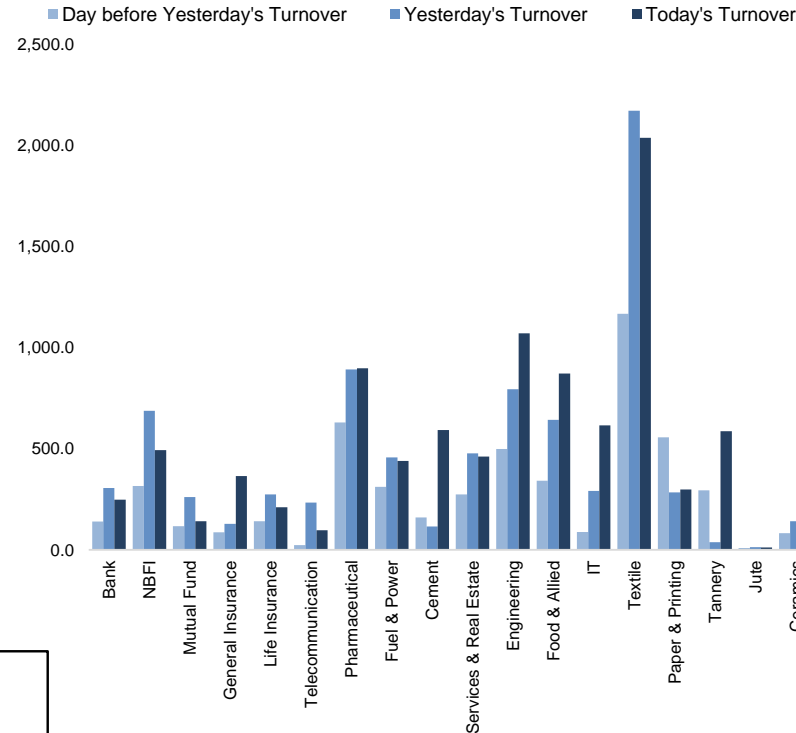
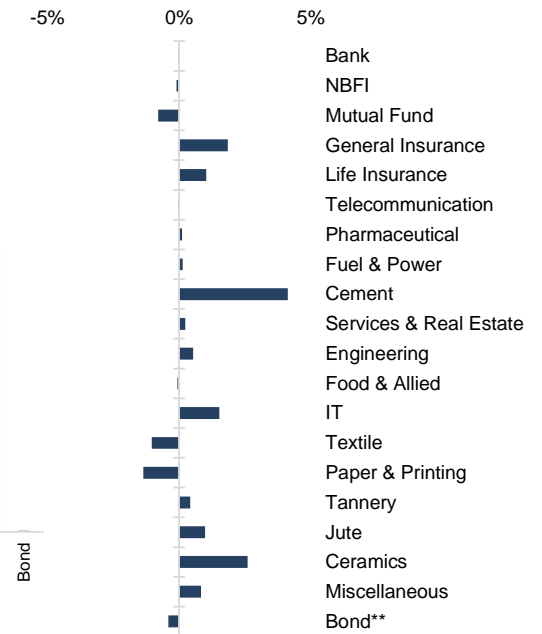


Figure: Sectorial Mcap Change



Market PE 15.7x
Market PB 1.7x

Fahim Hassan Research Associate (880) 1709636546 fahim.hassan@bracepl.com	Billal Hossain Research Associate (880) 1708805229 billal.hossain@bracepl.com
---	---

Sector Index	Closing	Opening	Points Δ	%Δ	No. of Companies	Mcap (BDT Mn)	% of Total Mcap	Turnover (BDT Mn)	% of Total Turnover	PE	PB	Top Twenty Market Cap	Mcap (BDT Mn)	% of Total Mcap	Turnover (BDT Mn)	PE	PB
Bank	1,422	1,423	-0.35	-0.02%	33	656,043	14.7%	247.8	2.2%	7.6x	0.7x	GP	387,266	8.7%	76.6	11.4x	7.7x
NBFI	1,981	1,983	-1.93	-0.10%	23	195,087	4.4%	493.5	4.5%	NM	3.7x	WALTONHIL	320,074	7.2%	1.7	26.3x	3.2x
Mutual Fund	883	890	-7.06	-0.79%	36	38,923	0.9%	142.0	1.3%	NM	0.8x	BATBC	280,098	6.3%	233.5	18.1x	7.4x
General Insurance	3,151	3,094	+57.43	+1.86%	41	93,145	2.1%	364.3	3.3%	15.0x	1.5x	SQURPHARMA	188,459	4.2%	74.9	10.2x	1.9x
Life Insurance	2,313	2,289	+23.69	+1.04%	13	66,649	1.5%	210.0	1.9%	NM	NM	ROBI	157,138	3.5%	10.0	NM	2.4x
Telecommunication	4,933	4,935	-2.01	-0.04%	3	580,766	13.0%	96.6	0.9%	15.5x	4.6x	RENATA	139,694	3.1%	11.4	25.2x	4.9x
Pharmaceutical	3,758	3,754	+4.53	+0.12%	32	705,777	15.8%	898.6	8.1%	17.4x	2.5x	UPGDCL	136,808	3.1%	12.6	11.1x	4.2x
Fuel & Power	1,725	1,723	+2.37	+0.14%	23	450,359	10.1%	439.2	4.0%	11.3x	1.1x	BEXIMCO	105,772	2.4%	819.3	7.4x	1.4x
Cement	2,556	2,455	+101.31	+4.13%	7	123,195	2.8%	593.0	5.3%	26.8x	2.7x	LHBL	85,826	1.9%	546.7	22.0x	4.8x
Services & Real Estate	1,451	1,448	+3.44	+0.24%	8	54,876	1.2%	461.4	4.2%	76.4x	1.1x	BERGERPBL	81,862	1.8%	1.0	26.6x	7.1x
Engineering	4,564	4,539	+24.53	+0.54%	42	534,392	12.0%	1,070.5	9.7%	20.1x	1.9x	MARICO	78,536	1.8%	9.3	22.4x	34.1x
Food & Allied	21,357	21,369	-12.15	-0.06%	21	379,250	8.5%	871.7	7.9%	22.8x	8.0x	ICB	77,036	1.7%	2.2	43.6x	1.7x
IT	2,568	2,529	+38.70	+1.53%	11	32,902	0.7%	615.7	5.6%	26.7x	2.3x	BXPBARMA	70,396	1.6%	76.1	12.3x	1.8x
Textile	1,696	1,713	-17.75	-1.04%	58	182,908	4.1%	2,038.7	18.4%	27.5x	1.1x	BRACBANK	58,217	1.3%	13.4	11.4x	1.0x
Paper & Printing	8,244	8,357	-113.42	-1.36%	6	30,177	0.7%	299.0	2.7%	NM	2.1x	BEACONPHAR	56,641	1.3%	11.1	60.5x	9.7x
Tannery	3,089	3,076	+13.16	+0.43%	6	32,988	0.7%	586.9	5.3%	34.4x	3.2x	ISLAMIBANK	52,486	1.2%	12.0	10.8x	0.8x
Jute	8,915	8,828	+87.18	+0.99%	3	2,054	0.0%	12.2	0.1%	NM	29.0x	DUTCHBANGL	43,832	1.0%	7.8	7.6x	1.1x
Ceramics	744	725	+18.90	+2.61%	5	33,181	0.7%	236.1	2.1%	31.1x	2.0x	TITASGAS	40,657	0.9%	30.6	12.2x	0.6x
Miscellaneous	4,273	4,238	+35.57	+0.84%	15	236,966	5.3%	1,410.2	12.7%	11.6x	2.0x	POWERGRID	37,347	0.8%	45.7	10.2x	0.4x
Bond**	90	90	-0.36	-0.40%	9	37,130	0.8%	1.8	0.0%	NM	NM	SUMITPOWER	36,415	0.8%	7.3	8.7x	1.0x

Top Ten Gainers	Close Price (BDT)	Δ%	Turnover (BDT Mn)	PE	PB
ANLIMAYARN	41.4	+9.8%	69.9	NM	4.1x
SUNLIFEINS	72.4	+6.8%	55.9	NM	NM
DSHGARME	163.8	+5.7%	18.5	NM	8.1x
KDSALTD	89.2	+5.7%	240.9	38.7x	3.6x
SHURWID	21.2	+5.5%	88.0	NM	1.6x
SAMORITA	80.5	+5.2%	29.7	41.9x	1.6x
ASIAPACINS	47.3	+5.1%	4.1	19.9x	2x
HEIDELBCEM	189.9	+5.1%	1.3	NM	3.0x
LHBL	73.9	+5.0%	546.7	22.0x	4.8x
PARAMOUNT	49.2	+4.9%	7.8	26.4x	1.9x

Top Ten Losers	Close Price (BDT)	Δ%	Turnover (BDT Mn)	PE	PB
TAMIJTEX	198.3	-4.5%	11.9	33.1x	2.4x
PREMIERLEA	7.8	-3.7%	7.3	NM	1x
POPULAR1MF	5.4	-3.6%	9.8	NM	0.6x
MALEKSPIN	35.9	-3.2%	317.8	8.3x	0.7x
PHOENIXFIN	18.3	-3.2%	12.6	15.5x	0.9x
FASFIN	6.2	-3.1%	11.3	NM	NM
PRIMEFIN	12.6	-3.1%	21.3	31.4x	1.1x
INTRACO	41.3	-2.8%	223.3	39.5x	3.5x
ILFSL	6.9	-2.8%	13.8	NM	NM
COPPERTECH	44.9	-2.8%	177.6	26.0x	3.4x

Top Twenty Free Float Mcap	Free Float Mcap (BDT Mn)	% of Total Free Float Mcap	PE	PB
SQURPHARMA	123,309	7.3%	10.2x	1.9x
BATBC	74,086	4.4%	18.1x	7.4x
BEXIMCO	73,458	4.4%	7.4x	1.4x
RENATA	68,199	4.1%	25.2x	4.9x
BXPBARMA	49,151	2.9%	12.3x	1.8x
BEACONPHAR	39,649	2.4%	60.5x	9.7x
GP	38,727	2.3%	11.4x	7.7x
BRACBANK	31,298	1.9%	11.4x	1.0x
LHBL	30,314	1.8%	22.0x	4.8x
EBL	23,807	1.4%	7.6x	1.0x
ISLAMIBANK	23,577	1.4%	10.8x	0.8x
NBL	19,116	1.1%	NM	0.5x
PUBALIBANK	18,384	1.1%	5.4x	0.7x
CITYBANK	17,695	1.1%	4.6x	0.7x
ROBI	15,714	0.9%	NM	2.4x
OLYMPIC	15,427	0.9%	17.3x	2.8x
ALARABANK	14,733	0.9%	12.1x	1.1x
BSRMLTD	14,481	0.9%	5.0x	0.7x
ORIONPHARM	14,245	0.8%	21.8x	1.1x
UPGDCL	13,681	0.8%	11.1x	4.2x

Most Traded Share	Close Price (BDT)	Δ%	Turnover (BDT Mn)	PE	PB
BEXIMCO	120.7	+1.3%	819.3	7.4x	1.4x
FORTUNE	79.5	-	551.3	25.6x	5.3x
LHBL	73.9	+5.0%	546.7	22.0x	4.8x
MALEKSPIN	35.9	-3.2%	317.8	8.3x	0.7x
IPDC	61.9	+0.7%	288.4	25.2x	3.6x
BSC	118.2	+2.0%	262.9	8.8x	1.7x
KDSALTD	89.2	+5.7%	240.9	38.7x	3.6x
BATBC	518.7	-0.1%	233.5	18.1x	7.4x
INTRACO	41.3	-2.8%	223.3	39.5x	3.5x
OLYMPIC	127.2	-0.2%	194.3	17.3x	2.8x

Block Trade	Maximum Price (BDT)	Minimum Price (BDT)	No. of Trade	Quantity ('000)	Turnover (BDT Mn)
FORTUNE	87.4	79.5	9.0	1,886	152.36
BATBC	520.0	520.0	11.0	222	115.44
SALVOCHEM	69.1	69.1	1.0	600	41.46
TRUSTBANK	35.0	35.0	1.0	1,000	35.00
KDSALTD	82.4	82.4	5.0	350	28.84
INTRACO	41.0	38.6	5.0	634	25.69
SUNLIFEINS	69.0	61.8	17.0	316	20.92
LHBL	73.5	69.5	5.0	220	15.81
GSPFINANCE	34.1	34.0	3.0	444	15.11
AL-HAJTEX	136.7	134.0	7.0	55	7.44

*NBFI Sector PE calculation methodology has been modified to reflect positive earnings only.

** The base of the Bond index starts at 100, starting from Jan 13, 2022

Block Trade	Maximum Price (BDT)	Minimum Price (BDT)	Turnover (BDT Mn)	Quantity ('000)	No. of Trade
FORTUNE	87.4	79.5	152.4	1,886	9
BATBC	520.0	520.0	115.4	222	11
SALVOCHEM	69.1	69.1	41.5	600	1
TRUSTBANK	35.0	35.0	35.0	1,000	1
KDSALTD	82.4	82.4	28.8	350	5
INTRACO	41.0	38.6	25.7	634	5
SUNLIFEINS	69.0	61.8	20.9	316	17
LHBL	73.5	69.5	15.8	220	5
GSPFINANCE	34.1	34.0	15.1	444	3
AL-HAJTEX	136.7	134.0	7.4	55	7
MAKSONSPIN	28.0	28.0	5.6	200	1
APEXTANRY	134.0	134.0	5.0	37	1
AIL	61.0	61.0	4.9	80	1
PRIMEINSUR	82.8	82.8	3.6	44	4
BEACHHATCH	41.7	41.7	3.4	81	1
EHL	60.6	60.6	3.0	50	1
CNATEX	10.4	10.4	3.0	287	1
HRTEX	138.0	127.5	2.6	19	2
PADMAOIL	211.0	211.0	2.2	10	1
MPETROLEUM	200.0	200.0	1.9	10	1
BDFINANCE	47.5	47.0	1.8	39	2
DSHGARME	169.9	160.4	1.6	9	2
Total			506.7		95

Upcoming Corporate Events

DSE Ticker	Right Share	Dividend		Event	Date
		Stock	Cash		
Marico Bangladesh Limited	-	0.0%	300.0%	Record Date	21-Aug-22
First Finance Limited	-	0.0%	0.0%	Record Date	24-Aug-22
Popular Life Insurance Co. Ltd.	-	0.0%	40.0%	Record Date	25-Aug-22
Sonar Bangla Insurance Ltd.	-	0.0%	15.0%	Record Date	25-Aug-22
City Bank Perpetual Bond	-	0.0%	9.6%	Record Date	29-Aug-22
Sonali Life Insurance Company Limited	-	0.0%	13.0%	Record Date	31-Aug-22
Walton Hi-Tech Industries PLC	-	0.0%	250.0%	Record Date	4-Sep-22
GSP Finance Company (Bangladesh) Limited	-	7.5%	2.5%	Record Date	4-Sep-22
SEML Lecture Equity Management Fund	-	0.0%	5.0%	Record Date	4-Sep-22
Sunlife Insurance Company Limited	-	0.0%	0.0%	Record Date	4-Sep-22
SEML IBBL Shariah Fund	-	0.0%	6.0%	Record Date	4-Sep-22
SEML FBLSL Growth Fund	-	0.0%	15.0%	Record Date	4-Sep-22
ICB AMCL Second Mutual Fund	-	0.0%	6.0%	Record Date	5-Sep-22
ICB Employees Provident MF 1: Scheme 1	-	0.0%	5.0%	Record Date	5-Sep-22
Prime Bank 1st ICB AMCL Mutual Fund	-	0.0%	5.0%	Record Date	5-Sep-22
Phoenix Finance 1st Mutual Fund	-	0.0%	5.0%	Record Date	5-Sep-22
ICB AMCL Thirid NRB Mutual Fund	-	0.0%	5.0%	Record Date	5-Sep-22

Important DSE News
CITYBANK

Mr. Rajibul Huq Chowdhury, one of the Directors of the Company, has expressed his intention to sell 12,00,000 shares out of his holding 2,55,41,506 shares of the Company at prevailing market price (in the Public Market) through Dhaka Stock Exchange within next 30 working days.

BNICL

Mr. Abdul Baten, Director; Mr. Abdur Rouf, Sponsor Director and Ms. Farida Akter, Director of the company, have expressed their intention to sell 2,55,833 shares, 2,70,000 shares and 1,90,000 shares out of their holdings 11,40,833 shares, 11,55,000 shares and 10,75,000 shares respectively of the Company, whereas Ms. Tasnim Binthe Mostafa, another Director of the company has expressed her intention to buy 7,15,833 shares at prevailing market price (in the Block Market) through Dhaka Stock Exchange within next 30 working days.

Disclaimer: This report has been prepared by BRAC EPL Stock Brokerage Ltd and is provided for information purposes. It is not, under any circumstances, to be used or considered as an offer to sell, or a solicitation of any offer to buy. Reasonable care has been taken to ensure that the information is not untrue and misleading. BRAC EPL Stock Brokerage Ltd makes no representation or warranty as to the accuracy or completeness of such information. All opinions and estimates included in this report constitute our judgment as of this date and are subject to change without notice.