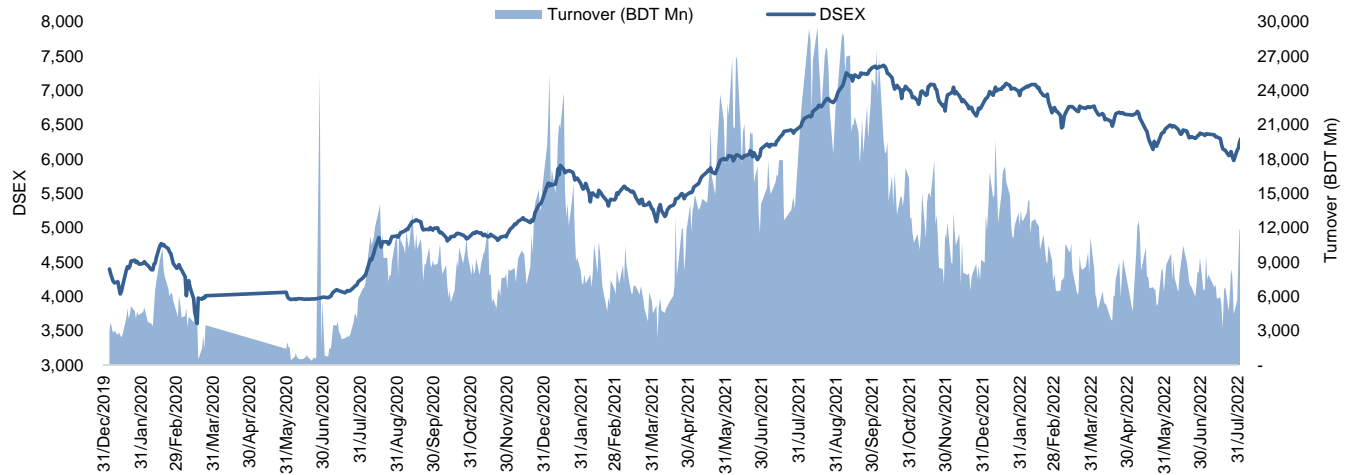


**Daily Market Update**

The market closed in green today. The benchmark index DSEX (+0.65%) gained 40.67 points and closed at 6,300.14. The blue-chip index DS30 (+0.95%), the Shariah-based index DSES (+0.54%), and the large-cap index CDSET (+0.60%) closed at 2,247.34, 1,380.07, and 1,237.84 points, respectively. Most of the large-cap sectors posted positive performance today. Fuel & Power booked the highest gain of 0.88% followed by Pharmaceutical (+0.72%), Engineering (+0.66%), NBF1 (+0.42%), Bank (+0.05%), Telecommunication (0.00%), and Food & Allied (-0.11%), respectively. Block trades contributed 0.7% of the overall market turnover. Bangladesh Export Import Company Ltd. (+1.7%) was the most traded share with a turnover of BDT 1,261 million.



Index	Closing	Opening	Point Δ	%Δ	YTD %Δ
DSEX	6,300.14	6,259.46	+40.67	+0.65%	-6.8%
DS30	2,247.34	2,226.15	+21.18	+0.95%	-11.3%
DSES	1,380.07	1,372.63	+7.44	+0.54%	-3.6%
CDSET	1,237.84	1,230.41	+7.43	+0.60%	-8.9%

	Advanced	Declined	Unchanged	Total
All Category	165	117	99	381
A Category (Equity)	122	74	63	259
B Category (Equity)	39	35	19	93
N Category (Equity)	1	3	2	6
Z Category (Equity)	3	5	15	23
Mutual Funds	7	3	25	35
Corporate Bonds	0	0	4	4

		Today	Last Day	Daily %Δ
Mcap	Mn BDT	5,108,204	5,090,083	
	Mn USD	53,771	53,580	+0.4%
Turnover	Mn BDT	14,776	10,578	+39.7%
	Mn USD	156	111	
Volume	Mn Shares	347	245	+41.5%
No. of Trade		242,920	198,972	+22.1%

\* Exchange Rate is BDT 95.00 as of Aug 22, 2022

Figure: Sectorial Turnover (BDT)

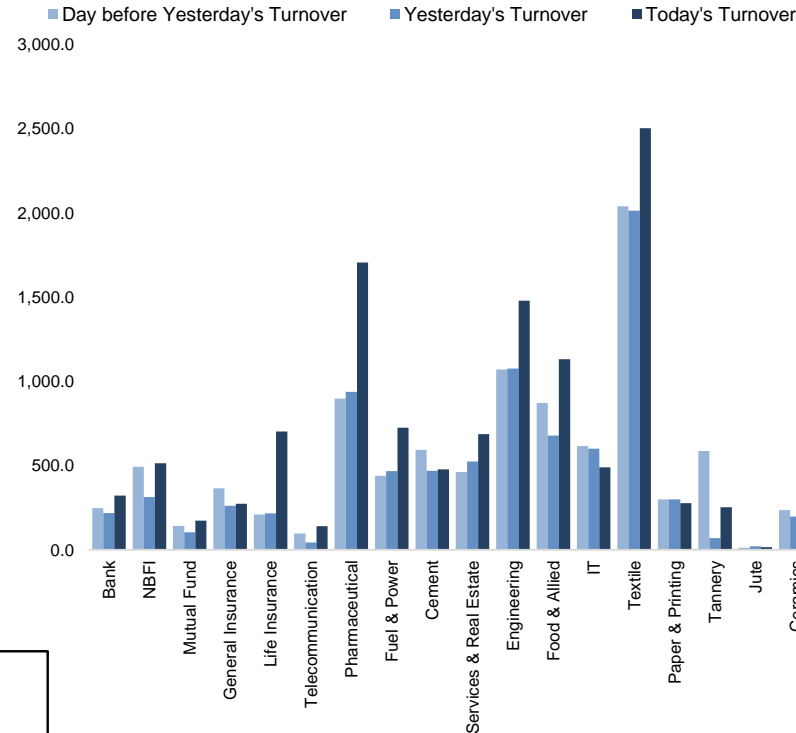
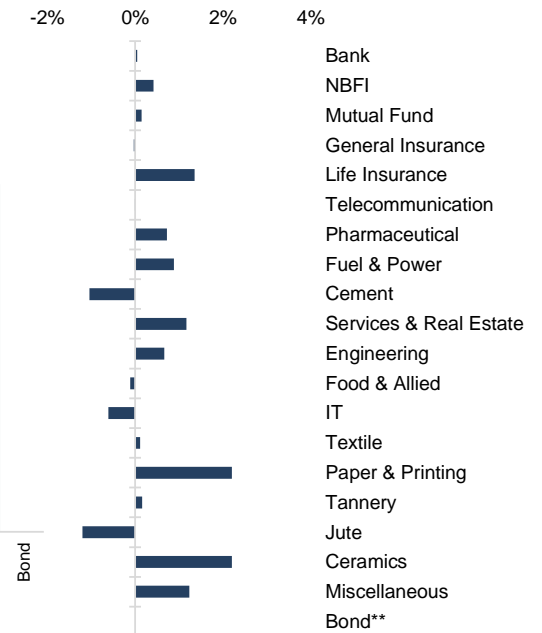


Figure: Sectorial Mcap Change



Market PE 15.8x  
Market PB 1.7x

<b>Fahim Hassan</b> Research Associate (880) 1709636546 fahim.hassan@bracepl.com	<b>Billal Hossain</b> Research Associate (880) 1708805229 billal.hossain@bracepl.com
---	---

Sector Index	Closing	Opening	Points Δ	%Δ	No. of Companies	Mcap (BDT Mn)	% of Total Mcap	Turnover (BDT Mn)	% of Total Turnover	PE	PB	Top Twenty Market Cap	Mcap (BDT Mn)	% of Total Mcap	Turnover (BDT Mn)	PE	PB
Bank	1,430	1,429	+0.70	+0.05%	33	659,376	14.6%	322.5	2.3%	7.7x	0.7x	GP	387,131	8.6%	102.7	11.4x	7.7x
NBFI	1,988	1,980	+8.26	+0.42%	23	195,807	4.3%	514.2	3.6%	NM	3.7x	WALTONHIL	320,104	7.1%	5.2	26.3x	3.2x
Mutual Fund	886	885	+1.29	+0.15%	36	39,043	0.9%	173.5	1.2%	NM	0.8x	BATBC	280,800	6.2%	112.6	18.1x	7.4x
General Insurance	3,143	3,144	-0.90	-0.03%	41	92,910	2.1%	272.9	1.9%	15.0x	1.5x	SQURPHARMA	188,459	4.2%	95.0	10.2x	1.9x
Life Insurance	2,327	2,296	+31.08	+1.35%	13	67,074	1.5%	702.3	4.9%	NM	NM	ROBI	157,138	3.5%	12.9	NM	2.4x
Telecommunication	4,933	4,933	-0.22	-0.00%	3	580,845	12.9%	141.1	1.0%	15.5x	4.6x	RENATA	139,694	3.1%	51.1	25.2x	4.9x
Pharmaceutical	3,797	3,770	+27.23	+0.72%	32	713,049	15.8%	1,705.5	11.9%	17.6x	2.5x	UPGDCL	135,765	3.0%	16.7	11.0x	4.1x
Fuel & Power	1,741	1,726	+15.27	+0.88%	23	454,505	10.1%	724.7	5.1%	11.4x	1.2x	BEXIMCO	107,086	2.4%	1,260.8	7.4x	1.4x
Cement	2,577	2,604	-27.06	-1.04%	7	124,193	2.8%	478.1	3.3%	27.0x	2.7x	LHBL	86,755	1.9%	431.1	22.2x	4.9x
Services & Real Estate	1,481	1,464	+17.09	+1.17%	8	56,014	1.2%	687.1	4.8%	77.9x	1.1x	BERGERPBL	81,866	1.8%	3.3	26.6x	7.1x
Engineering	4,603	4,573	+30.27	+0.66%	42	539,023	12.0%	1,478.6	10.3%	20.3x	1.9x	MARICO	77,802	1.7%	19.1	22.2x	33.8x
Food & Allied	21,501	21,525	-24.02	-0.11%	21	381,814	8.5%	1,130.8	7.9%	22.9x	8.0x	ICB	76,633	1.7%	5.0	43.4x	1.7x
IT	2,588	2,604	-15.91	-0.61%	11	33,160	0.7%	489.5	3.4%	26.9x	2.3x	BXPBARMA	70,798	1.6%	79.8	12.3x	1.8x
Textile	1,710	1,708	+1.96	+0.11%	58	184,466	4.1%	2,503.5	17.5%	27.7x	1.1x	BEACONPHAR	60,730	1.3%	33.1	64.9x	10.4x
Paper & Printing	10,486	10,260	+226.46	+2.21%	6	38,385	0.9%	277.3	1.9%	NM	2.6x	BRACBANK	58,367	1.3%	51.2	11.4x	1.0x
Tannery	3,129	3,124	+5.07	+0.16%	6	33,413	0.7%	252.6	1.8%	34.9x	3.2x	ISLAMIBANK	52,486	1.2%	16.0	10.8x	0.8x
Jute	9,079	9,189	-109.96	-1.20%	3	2,092	0.0%	15.8	0.1%	NM	29.5x	DUTCHBANGL	43,832	1.0%	16.4	7.6x	1.1x
Ceramics	758	742	+16.34	+2.20%	5	33,802	0.8%	361.9	2.5%	31.7x	2.0x	TITASGAS	43,130	1.0%	242.6	12.9x	0.6x
Miscellaneous	4,325	4,272	+52.93	+1.24%	15	239,834	5.3%	2,061.6	14.4%	11.7x	2.0x	POWERGRID	38,701	0.9%	74.0	10.6x	0.4x
Bond**	90	90	-	-	9	37,275	0.8%	1.4	0.0%	NM	NM	BSCCL	36,576	0.8%	25.5	15.9x	3.3x

Top Ten Gainers	Close Price (BDT)	Δ%	Turnover (BDT Mn)	PE	PB
FAREASTLIF	82.5	+10.0%	132.0	NM	NM
ORIONINFU	173.9	+10.0%	228.1	NM	12.8x
SAMATALETH	79.8	+9.9%	24.2	NM	5.6x
METROSPIN	31.1	+9.9%	262.8	22.0x	1.5x
UNIONCAP	12.6	+9.6%	93.1	NM	NM
FEKDIL	20.7	+9.5%	184.3	31.3x	1.1x
GPHISPAT	51.5	+7.7%	174.9	10.9x	2x
PHARMAID	884.7	+7.5%	108.0	45.9x	8.6x
ORIONPHARM	97.5	+6.9%	505.6	23.8x	1.2x
NPOLYMER	56.3	+5.6%	171.6	18.3x	2.0x

Top Ten Losers	Close Price (BDT)	Δ%	Turnover (BDT Mn)	PE	PB
FIRSTFIN	5.7	-5.0%	1.5	NM	NM
KAY&QUE	304.0	-4.9%	40.0	NM	4x
SUNLIFEINS	70.0	-4.2%	52.5	NM	NM
MONNOFABR	26.4	-4.0%	81.0	NM	1.0x
INTECH	31.5	-3.7%	11.4	NM	2.9x
ISNLTD	57.5	-3.4%	21.3	NM	19.8x
SKTRIMS	26.7	-3.3%	20.5	33.4x	1.8x
ICBAGRANI1	9.5	-3.1%	4.7	NM	1.2x
KDSALTD	86.1	-3.0%	186.8	37.3x	3.4x
EMERALDOIL	38.3	-3.0%	9.0	NM	2.4x

Top Twenty Free Float Mcap	Free Float Mcap (BDT Mn)	% of Total Free Float Mcap	PE	PB
SQURPHARMA	123,309	7.2%	10.2x	1.9x
BEXIMCO	74,371	4.4%	7.4x	1.4x
BATBC	74,272	4.4%	18.1x	7.4x
RENATA	68,199	4.0%	25.2x	4.9x
BXPBARMA	49,431	2.9%	12.3x	1.8x
BEACONPHAR	42,511	2.5%	64.9x	10.4x
GP	38,713	2.3%	11.4x	7.7x
BRACBANK	31,378	1.8%	11.4x	1.0x
LHBL	30,642	1.8%	22.2x	4.9x
EBL	23,956	1.4%	7.6x	1.0x
ISLAMIBANK	23,577	1.4%	10.8x	0.8x
NBL	19,116	1.1%	NM	0.5x
PUBALIBANK	18,314	1.1%	5.4x	0.7x
CITYBANK	17,776	1.0%	4.6x	0.7x
OLYMPIC	16,167	1.0%	18.2x	2.9x
ROBI	15,714	0.9%	NM	2.4x
ORIONPHARM	15,519	0.9%	23.8x	1.2x
BSRMLTD	14,770	0.9%	5.1x	0.7x
ALARABANK	14,671	0.9%	12.0x	1.1x
UPGDCL	13,576	0.8%	11.0x	4.1x

Most Traded Share	Close Price (BDT)	Δ%	Turnover (BDT Mn)	PE	PB
BEXIMCO	122.2	+1.7%	1,260.8	7.4x	1.4x
ORIONPHARM	97.5	+6.9%	505.6	23.8x	1.2x
DELTALIFE	139.9	+0.9%	442.7	NM	NM
LHBL	74.7	-1.8%	431.1	22.2x	4.9x
BSC	126.1	+1.7%	410.8	9.4x	1.8x
OLYMPIC	133.3	+4.1%	335.1	18.2x	2.9x
METROSPIN	31.1	+9.9%	262.8	22.0x	1.5x
MALEKSPIN	36.4	+1.4%	249.4	8.4x	0.8x
SAIFPOWER	34.0	+1.5%	247.4	16.2x	2.1x
TITASGAS	43.6	+3.6%	242.6	12.9x	0.6x

Block Trade	Maximum Price (BDT)	Minimum Price (BDT)	No. of Trade	Quantity ('000)	Turnover (BDT Mn)
OLYMPIC	130.0	128.0	19.0	869	111.32
IPDC	63.0	59.0	3.0	912	56.79
FORTUNE	82.1	79.8	7.0	670	53.73
ICB3RDNRB	6.8	6.7	2.0	6,781	45.77
BATBC	518.7	518.7	6.0	84	43.52
BEACHHATCH	41.7	41.7	2.0	549	22.91
RDFOOD	45.8	45.0	4.0	416	18.96
ORIONPHARM	99.9	92.0	4.0	160	15.49
AL-HAJTEX	140.5	136.0	4.0	107	14.90
SEAPEARL	57.8	57.8	1.0	167	9.65

\*NBFI Sector PE calculation methodology has been modified to reflect positive earnings only.

\*\* The base of the Bond index starts at 100, starting from Jan 13, 2022.

Block Trade	Maximum Price (BDT)	Minimum Price (BDT)	Turnover (BDT Mn)	Quantity ('000)	No. of Trade
OLYMPIC	130.0	128.0	111.3	869	19
IPDC	63.0	59.0	56.8	912	3
FORTUNE	82.1	79.8	53.7	670	7
ICB3RDNRB	6.8	6.7	45.8	6,781	2
BATBC	518.7	518.7	43.5	84	6
BEACHHATCH	41.7	41.7	22.9	549	2
RDFOOD	45.8	45.0	19.0	416	4
ORIONPHARM	99.9	92.0	15.5	160	4
AL-HAJTEX	140.5	136.0	14.9	107	4
SEAPEARL	57.8	57.8	9.7	167	1
YPL	19.5	19.5	7.6	390	1
BEACONPHAR	250.0	245.2	6.7	27	2
FAREASTLIF	82.5	82.5	5.9	71	3
KDSALTD	91.6	89.5	5.8	64	3
HRTEX	127.5	127.5	5.1	40	1
PRIMEINSUR	82.8	82.8	5.1	61	6
DULAMIACOT	72.0	72.0	4.7	65	1
PHARMAID	792.0	792.0	4.0	5	1
EHL	61.0	61.0	3.1	50	1
INDEXAGRO	112.0	112.0	2.8	25	1
IMAMBUTTON	126.7	126.6	2.8	22	2
ORIONINFU	162.0	162.0	2.7	17	1
<b>Total</b>			<b>480.9</b>		<b>106</b>

**Upcoming Corporate Events**

DSE Ticker	Right Share	Dividend		Event	Date
		Stock	Cash		
First Finance Limited	-	0.0%	0.0%	Record Date	24-Aug-22
Popular Life Insurance Co. Ltd.	-	0.0%	40.0%	Record Date	25-Aug-22
Sonar Bangla Insurance Ltd.	-	0.0%	15.0%	Record Date	25-Aug-22
City Bank Perpetual Bond	-	0.0%	9.6%	Record Date	29-Aug-22
Sonali Life Insurance Company Limited	-	0.0%	13.0%	Record Date	31-Aug-22
Walton Hi-Tech Industries PLC	-	0.0%	250.0%	Record Date	4-Sep-22
GSP Finance Company (Bangladesh) Limited	-	7.5%	2.5%	Record Date	4-Sep-22
SEML Lecture Equity Management Fund	-	0.0%	5.0%	Record Date	4-Sep-22
Sunlife Insurance Company Limited	-	0.0%	0.0%	Record Date	4-Sep-22
SEML IBBL Shariah Fund	-	0.0%	6.0%	Record Date	4-Sep-22
SEML FBLSL Growth Fund	-	0.0%	15.0%	Record Date	4-Sep-22
ICB AMCL Second Mutual Fund	-	0.0%	6.0%	Record Date	5-Sep-22
ICB Employees Provident MF 1: Scheme 1	-	0.0%	5.0%	Record Date	5-Sep-22
Prime Bank 1st ICB AMCL Mutual Fund	-	0.0%	5.0%	Record Date	5-Sep-22
Phoenix Finance 1st Mutual Fund	-	0.0%	5.0%	Record Date	5-Sep-22
ICB AMCL Third NRB Mutual Fund	-	0.0%	5.0%	Record Date	5-Sep-22
IFIL Islamic Mutual Fund-1	-	0.0%	4.0%	Record Date	5-Sep-22

**Important DSE News**
**PRIMEBANK**

The Company has informed that Mrs. Marina Yasmin Chowdhury, one of the Sponsor Directors of the Company passed away on 19.06.2021. Her present holding 2,80,38,000 shares will be transmitted to the account of her nominee Mr. Azam J Chowdhury (Spouse and Nominated Director of the Company), by way of nomination.

**FAREASTFIN**

The Board of Directors has recommended No dividend for the year ended December 31, 2020. Date of AGM: 29.09.2022, Time: 11:00 AM, Venue: digital platform. Record Date: 11.09.2022. The Company has also reported EPS of Tk. (1.74), NAV per share of Tk. 1.11 and NOCFPS of Tk. 1.84 for the year ended December 31, 2020 as against Tk. (4.38), Tk. 2.85 and Tk. (1.19) respectively for the same period of the previous year.

**STANDBANKL**

Mr. Mohammad Nurul Islam, one of the Sponsors of the Company, has expressed his intention to sell 20,00,000 shares out of his holding of 2,07,62,278 shares of the Company at prevailing market price (in the Public Market) through Dhaka Stock Exchange within next 30 working days.

**Disclaimer:** This report has been prepared by BRAC EPL Stock Brokerage Ltd and is provided for information purposes. It is not, under any circumstances, to be used or considered as an offer to sell, or a solicitation of any offer to buy. Reasonable care has been taken to ensure that the information is not untrue and misleading. BRAC EPL Stock Brokerage Ltd makes no representation or warranty as to the accuracy or completeness of such information. All opinions and estimates included in this report constitute our judgment as of this date and are subject to change without notice.