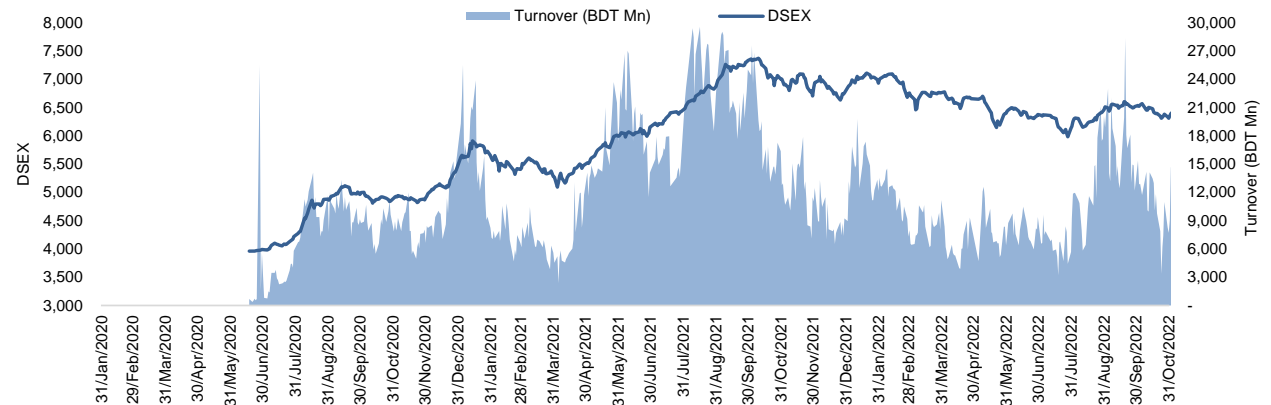


## Daily Market Update

The market closed in red today. The benchmark index DSEX (-0.33%) lost 20.81 points and closed at 6,224.56. The blue-chip index DS30 (-0.41%), the Shariah-based index DSES (-0.49%), and the large-cap index CDSET (-0.38%) closed at 2,207.01, 1,363.60, and 1,219.23 points, respectively. Large-cap sectors posted mixed performance today. Food & Allied booked the highest gain of 0.30% followed by Fuel & Power (+0.04%), Engineering (+0.02%). Pharmaceutical experienced the highest loss of 0.62% followed by NBF1 (-0.02%), Bank (0.00%). Block trades contributed 4.5% of the overall market turnover. aamra networks limited (+3.7%) was the most traded share with a turnover of BDT 181 million.



Index	Closing	Opening	Point Δ	%Δ	YTD %Δ
DSEX	6,224.56	6,245.38	-20.81	-0.33%	-7.9%
DS30	2,207.01	2,216.13	-9.12	-0.41%	-12.9%
DSES	1,363.60	1,370.32	-6.71	-0.49%	-4.7%
CDSET	1,219.23	1,223.85	-4.62	-0.38%	-10.3%

	Advanced	Declined	Unchanged	Total
All Category	24	64	217	305
A Category (Equity)	19	46	151	216
B Category (Equity)	4	12	54	70
N Category (Equity)	1	4	3	8
Z Category (Equity)	0	2	9	11
Mutual Funds	0	0	17	17
Corporate Bonds	2	0	1	3
Treasury Bonds	0	0	0	0

\* Based on Traded Scrips

		Today	Last Day	Daily %Δ
Mcap	Mn BDT	7,628,746	7,637,473	-0.1%
	Mn USD	72,379	72,462	
Turnover	Mn BDT	3,136	4,848	-35.3%
	Mn USD	30	46	
Volume	Mn Shares	48	71	-31.3%
	No. of Trade	83,364	100,659	-17.2%

\* Average Interbank Exchange Rate is BDT 105.40 as of Dec 01, 2022

<b>Fahim Hassan</b> Research Associate (880) 1709636546 fahim.hassan@bracepl.com	<b>Md. Tanvir Ahmed</b> Research Associate (880) 1708805201 mtanvir.ahmed@bracepl.com
---	--

Figure: Sectorial Turnover (BDT)

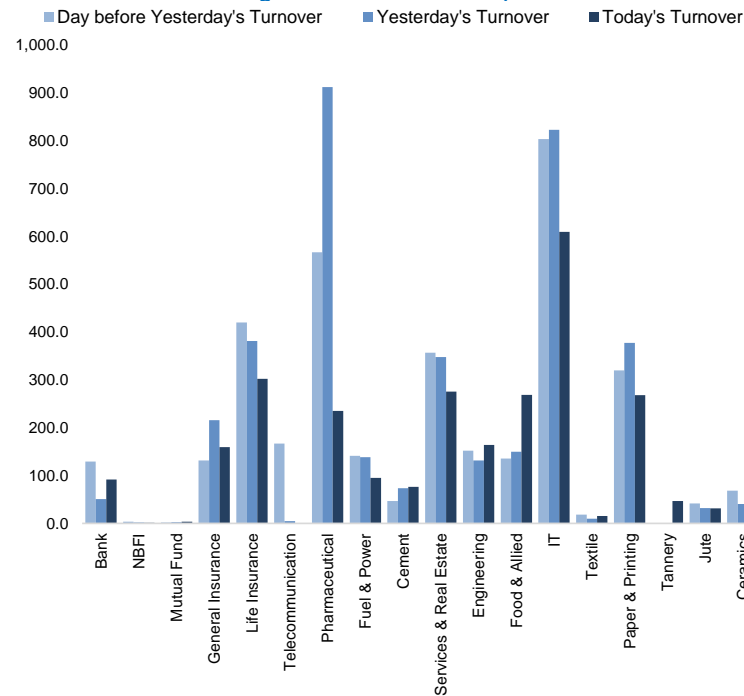
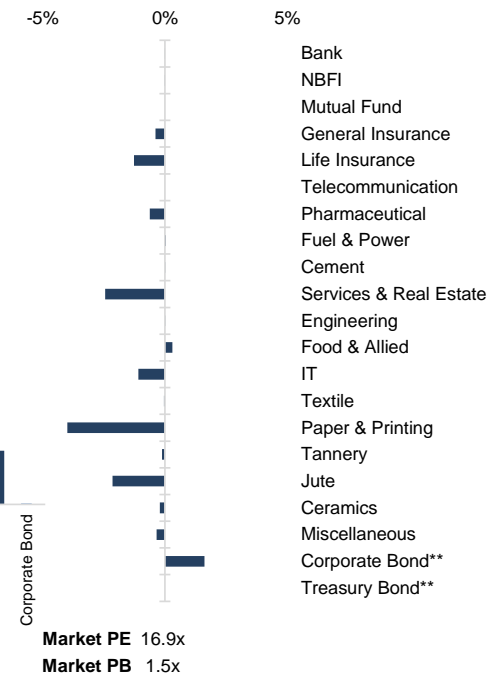


Figure: Sectorial Mcap Change



Sector Index	Closing	Opening	Points Δ	%Δ	No. of Companies	Mcap (BDT Mn)	% of Total Mcap	Turnover (BDT Mn)	% of Total Turnover	PE	PB	Top Twenty Market Cap	Mcap (BDT Mn)	% of Total Mcap	Turnover (BDT Mn)	PE	PB
Bank	1,428	1,428	-0.03	-0.00%	34	667,211	8.8%	91.7	3.3%	7.7x	0.7x	GP	386,996	8.6%	0.4	11.2x	9.1x
NBFI	1,921	1,921	-0.34	-0.02%	23	187,417	2.5%	1.5	0.1%	NM	4.5x	WALTONHIL	317,378	7.1%	0.1	35.7x	3.3x
Mutual Fund	854	854	-	-	37	38,610	0.5%	3.4	0.1%	NM	0.8x	BATBC	280,098	6.3%	1.1	16.8x	6.7x
General Insurance	3,202	3,214	-12.27	-0.38%	41	92,855	1.2%	159.3	5.7%	15.7x	1.5x	SQURPHARMA	185,977	4.2%	7.6	10.0x	1.7x
Life Insurance	2,503	2,535	-32.06	-1.26%	14	70,187	0.9%	302.2	10.9%	NM	NM	ROBI	157,138	3.5%	0.4	NM	2.4x
Telecommunication	4,946	4,946	-	-	3	580,232	7.6%	0.8	0.0%	15.4x	4.9x	RENATA	139,689	3.1%	0.1	28.1x	4.6x
Pharmaceutical	3,765	3,788	-23.61	-0.62%	33	721,269	9.5%	235.0	8.5%	18.6x	2.4x	UPGDCL	135,475	3.0%	0.0	13.6x	3.8x
Fuel & Power	1,701	1,700	+0.70	+0.04%	23	448,376	5.9%	95.1	3.4%	14.4x	1.1x	BEXIMCO	101,302	2.3%	1.1	8.2x	1.2x
Cement	2,362	2,362	+0.17	+0.01%	7	113,444	1.5%	76.3	2.7%	34.1x	2.5x	BERGERPBL	79,417	1.8%	4.0	25.8x	6.9x
Services & Real Estate	1,757	1,801	-44.07	-2.45%	8	69,417	0.9%	275.3	9.9%	39.3x	0.9x	LHBL	77,231	1.7%	75.5	18.8x	4.2x
Engineering	4,495	4,494	+0.73	+0.02%	42	527,645	6.9%	163.8	5.9%	27.6x	1.8x	ICB	74,119	1.7%	0.3	68.1x	1.6x
Food & Allied	21,311	21,247	+64.53	+0.30%	21	379,738	5.0%	268.4	9.7%	21.5x	7.4x	BEACONPHAR	67,521	1.5%	12.4	83.0x	10.9x
IT	3,095	3,129	-33.90	-1.08%	11	40,345	0.5%	609.3	21.9%	28.8x	2.8x	BXPBARMA	66,025	1.5%	16.5	12.9x	1.6x
Textile	1,632	1,632	-0.68	-0.04%	58	171,618	2.3%	15.6	0.6%	31.2x	1.0x	BRACBANK	57,619	1.3%	2.2	10.9x	1.0x
Paper & Printing	10,733	11,179	-446.31	-3.99%	6	41,352	0.5%	268.1	9.7%	46.5x	2.1x	ISLAMIBANK	52,969	1.2%	38.5	10.8x	0.8x
Tannery	3,091	3,094	-3.49	-0.11%	6	33,279	0.4%	46.8	1.7%	40.4x	3.1x	DUTCHBANGL	43,554	1.0%	0.4	7.4x	1.1x
Jute	12,053	12,317	-264.05	-2.14%	3	2,948	0.0%	31.3	1.1%	NM	104.0x	TITASGAS	40,459	0.9%	0.0	14.2x	0.5x
Ceramics	691	693	-1.47	-0.21%	5	31,965	0.4%	21.2	0.8%	33.3x	1.9x	POWERGRID	37,347	0.8%	0.0	38.5x	0.4x
Miscellaneous	4,064	4,078	-13.96	-0.34%	15	227,988	3.0%	112.3	4.0%	12.5x	1.8x	SUMITPOWER	36,308	0.8%	0.0	10.0x	0.9x
Corporate Bond**	91	90	+1.46	+1.62%	9	37,721	0.5%	0.4	0.0%	NM	NM	BSCCL	36,098	0.8%	0.0	14.9x	3.4x
Treasury Bond**	99	99	-	-	250	3,130,306	41.1%	0.0	0.0%	NM	NM						

Top Ten Gainers	Close Price (BDT)	Δ%	Turnover (BDT Mn)	PE	PB	Top Twenty Free Float Mcap	Free Float Mcap (BDT Mn)	% of Total Free Float Mcap	PE	PB	Most Traded Share	Close Price (BDT)	Δ%	Turnover (BDT Mn)	PE	PB
KAY&QUE	288.3	+6.7%	31.8	NM	3.9x	SQURPHARMA	121,685	7.2%	10.0x	1.7x	AAMRANET	55.9	+3.7%	180.9	24.4x	1.6x
OLYMPIC	127.9	+4.2%	77.7	20.3x	2.6x	BATBC	74,086	4.4%	16.8x	6.7x	BPML	77.3	-5.8%	146.9	20.7x	1.0x
ADVENT	28.4	+4.0%	94.8	26.6x	2.0x	BEXIMCO	70,355	4.2%	8.2x	1.2x	GENEXIL	88.1	-3.4%	126.3	25.5x	4.9x
KOHINOOR	394.4	+3.8%	7.5	36.4x	7.2x	RENATA	68,196	4.0%	28.1x	4.6x	CLICL	63.7	-6.9%	114.8	NM	NM
AAMRANET	55.9	+3.7%	180.9	24.4x	1.6x	BEACONPHAR	47,265	2.8%	83.0x	10.9x	SEAPEARL	173.7	-2.6%	103.9	64.3x	13.4x
APEXFOODS	294.9	+3.4%	68.9	45.6x	2.3x	BXPBARMA	46,098	2.7%	12.9x	1.6x	ADVENT	28.4	+4.0%	94.8	26.6x	2.0x
BDTHAIFOOD	48.1	+3.0%	39.3	NM	3x	GP	38,700	2.3%	11.2x	9.1x	EGEN	58.8	-5.9%	87.1	40.8x	2.7x
ADNTEL	106.8	+2.5%	37.9	36.0x	3.7x	BRACBANK	30,976	1.8%	10.9x	1.0x	NAVANAPHAR	84.7	-5.2%	82.7	22.6x	1.8x
ONEBANKLTD	11.2	+1.8%	12.4	26.5x	0.6x	LHBL	27,278	1.6%	18.8x	4.2x	EHL	78.2	-4.9%	80.5	12.7x	1.0x
ECABLES	187.3	+1.5%	17.2	NM	0.5x	ISLAMIBANK	23,794	1.4%	10.8x	0.8x	OLYMPIC	127.9	+4.2%	77.7	20.3x	2.6x

Top Ten Losers	Close Price (BDT)	Δ%	Turnover (BDT Mn)	PE	PB	Top Twenty Free Float Mcap	Free Float Mcap (BDT Mn)	% of Total Free Float Mcap	PE	PB	Block Trade	Maximum Price (BDT)	Minimum Price (BDT)	No. of Trade	Quantity ('000)	Turnover (BDT Mn)	
CLICL	63.7	-6.9%	114.8	NM	NM	PUBALIBANK	18,596	1.1%	5.5x	0.6x	RENATA	1,218.0	1,141.8	9.0	170	207.05	
EGEN	58.8	-5.9%	87.1	40.8x	3x	CITYBANK	17,615	1.0%	4.5x	0.8x	BEXIMCO	115.6	104.1	23.0	240	25.59	
BPML	77.3	-5.8%	146.9	20.7x	1.0x	ROBI	15,714	0.9%	NM	2.4x	INTRACO	41.1	40.0	3.0	351	14.35	
NAVANAPHAR	84.7	-5.2%	82.7	22.6x	1.8x	OLYMPIC	15,512	0.9%	20.3x	2.6x	TRUSTBANK	34.9	34.9	1.0	300	10.47	
HAKKANIPUL	59.8	-5.1%	8.4	NM	2.6x	ALARABANK	14,671	0.9%	14.6x	1.1x	BSRMLTD	89.9	89.9	1.0	116	10.46	
EHL	78.2	-4.9%	80.5	12.7x	1.0x	BSRMLTD	14,417	0.9%	8.7x	0.7x	ORIONPHARM	13,879	0.8%	21.6x	0.9x	116	10.46
RUPALILIFE	80.1	-4.8%	11.0	NM	NM	UPGDCL	13,547	0.8%	13.6x	3.8x	EGEN	63.8	63.8	3.0	160	10.21	
FAREASTLIF	75.3	-4.1%	36.9	NM	NM	SUMITPOWER	13,358	0.8%	10.0x	0.9x	SQURPHARMA	208.7	205.0	17.0	45	9.31	
JUTESPINN	232.4	-4.0%	2.7	NM	NM						BSCCL	199.8	199.8	9.0	34	6.69	
BXPBARMA	148.0	-4.0%	16.5	12.9x	1.6x						SEAPEARL	176.0	176.0	1.0	30	5.28	
											PURABIGEN	29.0	29.0	2.0	150	4.35	

\* NBFI Sector PE calculation methodology has been modified to reflect positive earnings only.

\*\* The base of the Bond Index starts at 100, starting from Jan 13, 2022

Similarly, Treasury Bond Index starts at 100, starting from Oct 10, 2022

Block Trade	Maximum Price (BDT)	Minimum Price (BDT)	Turnover (BDT Mn)	Quantity ('000)	No. of Trade
RENATA	1,218.0	1,141.8	207.0	170	9
BEXIMCO	115.6	104.1	25.6	240	23
INTRACO	41.1	40.0	14.3	351	3
TRUSTBANK	34.9	34.9	10.5	300	1
BSRMLTD	89.9	89.9	10.5	116	1
EGEN	63.8	63.8	10.2	160	3
SQURPHARMA	208.7	205.0	9.3	45	17
BSCCL	199.8	199.8	6.7	34	9
SEAPEARL	176.0	176.0	5.3	30	1
PURABIGEN	29.0	29.0	4.4	150	2
SILCOPHL	25.7	25.7	3.5	137	4
BRACBANK	36.0	34.7	3.0	85	4
AOL	32.9	32.9	2.6	79	1
BATBC	479.8	479.8	2.5	5	4
GIB	8.1	8.1	2.5	305	3
YPL	18.2	18.0	2.4	130	2
HRTEX	115.9	115.9	2.3	20	1
SPCL	61.0	59.0	2.0	34	4
WALTONHIL	1,000.1	999.9	1.7	2	3
SAPORTL	31.8	31.8	1.5	49	2
ACMELAB	82.9	82.8	1.4	17	2
NAVANACNG	25.0	25.0	1.3	50	1
<b>Total</b>			<b>357.9</b>		<b>142</b>

**Important DSE News**
**PREMIERBAN**

Refer to their earlier news disseminated by DSE on 12.05.2022 regarding Decision to issue Non-Convertible 5th Subordinated Bond, the Company has further informed that BSEC has accorded consent for raising of Tier 2 Capital by the Company amounting to BDT 6,000.00 million for 7 years at face value BDT 60,00,000.00 per Bond by issuing Fully Redeemable, Non-Convertible, Unsecured, Floating Rate and BASEL III compliant Subordinated Bond through private placement.

**Upcoming Corporate Events**

DSE Ticker	Right Share	Dividend		Event	Date
		Stock	Cash		
Rangpur Dairy & Food Products Ltd.	-	0.0%	5.0%	Record Date	5-Dec-22
Esquire Knit Composite Limited	-	0.0%	10.0%	Record Date	5-Dec-22
Silco Pharmaceuticals Limited	-	0.0%	5.0%	Record Date	5-Dec-22
Padma Oil Co. Ltd.	-	0.0%	125.0%	Record Date	5-Dec-22
Atlas Bangladesh Ltd.	-	0.0%	0.0%	Record Date	5-Dec-22
Confidence Cement Ltd.	-	5.0%	5.0%	Record Date	5-Dec-22
Aramit Limited	-	0.0%	50.0%	Record Date	5-Dec-22
Aramit Cement Limited	-	0.0%	5.0%	Record Date	5-Dec-22
Maksons Spinning Mills Limited	-	0.0%	10.0%	Record Date	6-Dec-22
LafargeHolcim Bangladesh Limited	-	0.0%	18.0%	Record Date	6-Dec-22
Information Services Network Ltd.	-	0.0%	3.0%	Record Date	7-Dec-22
Sonali Aansh Industries Limited	-	100.0%	0.0%	Record Date	7-Dec-22
Eastern Cables Ltd.	-	0.0%	2.0%	Record Date	8-Dec-22
Pharma Aids	-	0.0%	50.0%	Record Date	8-Dec-22
Fu-Wang Ceramic Industries Ltd.	-	0.0%	2.0%	Record Date	8-Dec-22
Eastern Lubricants Ltd.	-	10.0%	40.0%	Record Date	11-Dec-22
Meghna Petroleum Limited	-	0.0%	150.0%	Record Date	11-Dec-22

**Disclaimer:** This report has been prepared by BRAC EPL Stock Brokerage Ltd and is provided for information purposes. It is not, under any circumstances, to be used or considered as an offer to sell, or a solicitation of any offer to buy. Reasonable care has been taken to ensure that the information is not untrue and misleading. BRAC EPL Stock Brokerage Ltd makes no representation or warranty as to the accuracy or completeness of such information. All opinions and estimates included in this report constitute our judgment as of this date and are subject to change without notice.