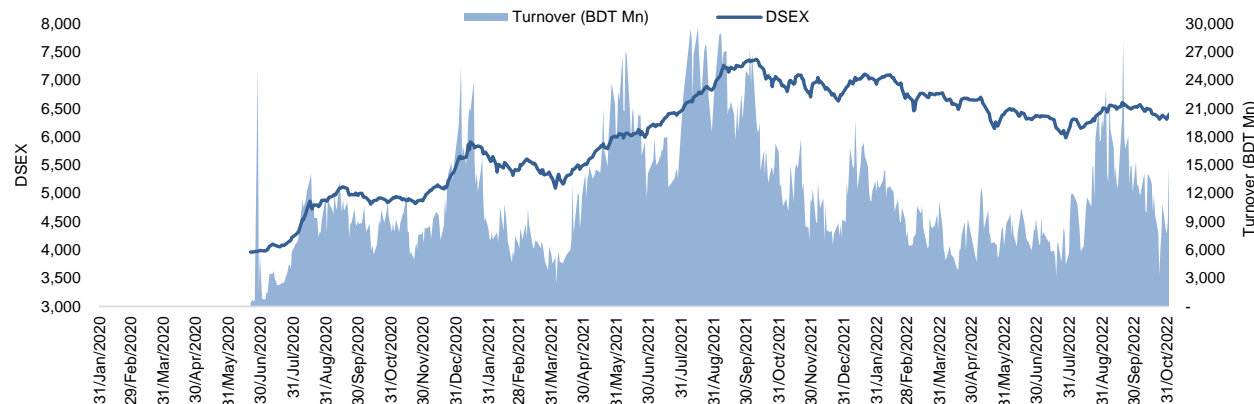


Daily Market Update

The market closed in red today. The benchmark index DSEX (-0.19%) lost 12.01 points and closed at 6,212.55. The blue-chip index DS30 (-0.38%), the Shariah-based index DSES (-0.30%), and the large-cap index CDSET (-0.27%) closed at 2,198.57, 1,359.52, and 1,215.99 points, respectively. All the large-cap sectors posted negative performance today. Pharmaceutical experienced the highest loss of 0.41% followed by Food & Allied (-0.13%), Engineering (-0.04%), Fuel & Power (-0.03%), Bank (-0.01%), NBF (0.00%), and NBF (0.00%), respectively. Block trades contributed 4.1% of the overall market turnover. Bashundhara Paper Mills Limited (-5.3%) was the most traded share with a turnover of BDT 203 million.



Index	Closing	Opening	Point Δ	%Δ	YTD %Δ
DSEX	6,212.55	6,224.56	-12.01	-0.19%	-8.1%
DS30	2,198.57	2,207.01	-8.44	-0.38%	-13.2%
DSES	1,359.52	1,363.60	-4.09	-0.30%	-5.0%
CDSET	1,215.99	1,219.23	-3.24	-0.27%	-10.5%

	Advanced	Declined	Unchanged	Total
All Category	25	58	221	304
A Category (Equity)	21	40	153	214
B Category (Equity)	3	12	53	68
N Category (Equity)	1	4	4	9
Z Category (Equity)	0	2	11	13
Mutual Funds	0	0	16	16
Corporate Bonds	1	0	0	1
Treasury Bonds	0	0	0	0

* Based on Traded Scrips

		Today	Last Day	Daily %Δ
Mcap	Mn BDT	7,623,142	7,628,746	-0.1%
	Mn USD	71,244	71,297	
Turnover	Mn BDT	3,449	3,136	+10.0%
	Mn USD	32	29	
Volume	Mn Shares	53	48	+10.0%
	No. of Trade	81,440	83,364	-2.3%

* Average Interbank Exchange Rate is BDT 107.00 as of Dec 04, 2022

Fahim Hassan Research Associate (880) 1709636546 fahim.hassan@bracepl.com	Md. Tanvir Ahmed Research Associate (880) 1708805201 mtanvir.ahmed@bracepl.com
-------------------------------------------------------------------------------------------	------------------------------------------------------------------------------------------------

Figure: Sectorial Turnover (BDT)

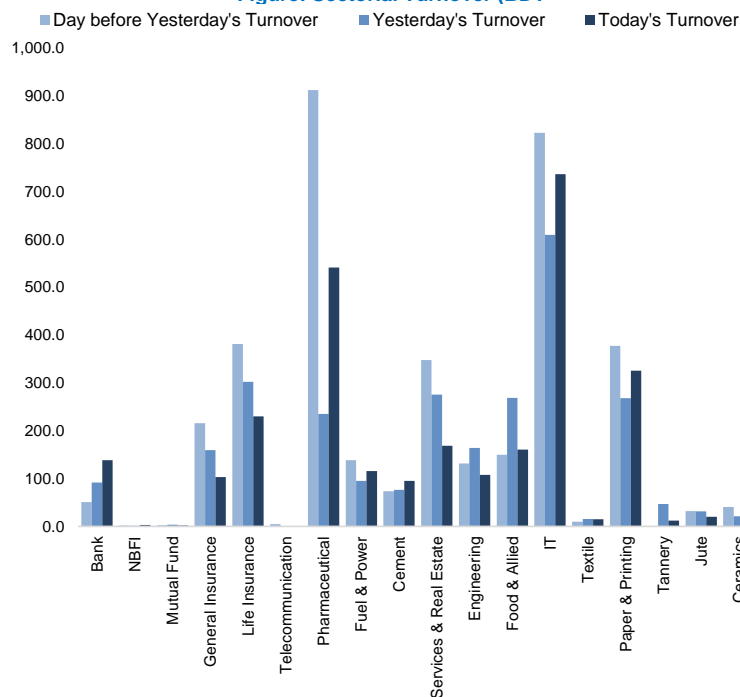
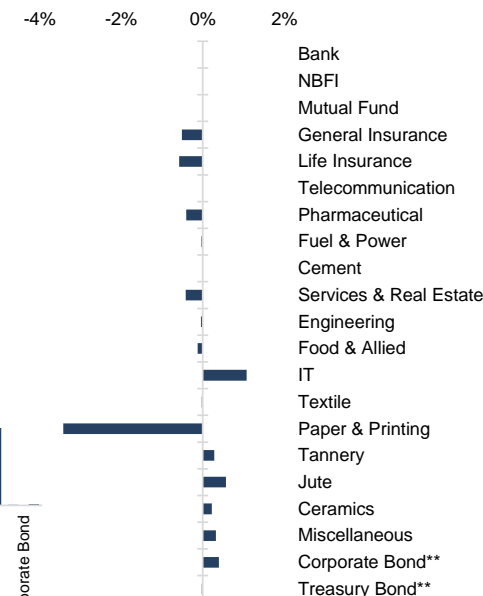


Figure: Sectorial Mcap Change



Market PE 16.9x

Market PB 1.5x

Sector Index	Closing	Opening	Points Δ	%Δ	No. of Companies	Mcap (BDT Mn)	% of Total Mcap	Turnover (BDT Mn)	% of Total Turnover	PE	PB	Top Twenty Market Cap	Mcap (BDT Mn)	% of Total Mcap	Turnover (BDT Mn)	PE	PB
Bank	1,428	1,428	-0.21	-0.01%	34	667,112	8.8%	138.5	4.7%	7.7x	0.7x	GP	386,996	8.6%	0.4	11.2x	9.1x
NBFI	1,921	1,921	-	-	23	187,417	2.5%	3.1	0.1%	NM	4.5x	WALTONHIL	317,378	7.1%	12.6	35.7x	3.3x
Mutual Fund	854	854	-	-	37	38,610	0.5%	1.7	0.1%	NM	0.8x	BATBC	280,098	6.3%	0.3	16.8x	6.7x
General Insurance	3,185	3,202	-16.41	-0.51%	41	92,379	1.2%	103.2	3.5%	15.6x	1.5x	SQURPHARMA	185,977	4.2%	2.8	10.0x	1.7x
Life Insurance	2,488	2,503	-14.48	-0.58%	14	69,781	0.9%	229.9	7.7%	NM	NM	ROBI	157,138	3.5%	0.2	NM	2.4x
Telecommunication	4,946	4,946	-	-	3	580,232	7.6%	0.6	0.0%	15.4x	4.9x	RENATA	139,689	3.1%	0.5	28.1x	4.6x
Pharmaceutical	3,749	3,765	-15.27	-0.41%	33	718,344	9.4%	540.8	18.2%	18.5x	2.4x	UPGDCL	135,475	3.0%	0.0	13.6x	3.8x
Fuel & Power	1,700	1,701	-0.48	-0.03%	23	448,250	5.9%	115.9	3.9%	14.4x	1.1x	BEXIMCO	101,302	2.3%	0.9	8.2x	1.2x
Cement	2,362	2,362	-0.19	-0.01%	7	113,435	1.5%	94.9	3.2%	34.1x	2.5x	BERGERPBL	80,211	1.8%	9.4	26.0x	7.0x
Services & Real Estate	1,750	1,757	-7.37	-0.42%	8	69,126	0.9%	168.6	5.7%	39.1x	0.9x	LHBL	77,231	1.7%	94.5	18.8x	4.2x
Engineering	4,493	4,495	-1.82	-0.04%	42	527,431	6.9%	107.4	3.6%	27.6x	1.8x	ICB	74,119	1.7%	0.2	68.1x	1.6x
Food & Allied	21,285	21,311	-26.69	-0.13%	21	379,262	5.0%	160.5	5.4%	21.5x	7.4x	BEACONPHAR	65,696	1.5%	12.3	80.8x	10.6x
IT	3,128	3,095	+33.37	+1.08%	11	40,780	0.5%	735.9	24.8%	29.1x	2.8x	BXPBARMA	65,534	1.5%	30.5	12.8x	1.6x
Textile	1,631	1,632	-0.43	-0.03%	58	171,572	2.3%	15.0	0.5%	31.2x	1.0x	BRACBANK	57,619	1.3%	0.4	10.9x	1.0x
Paper & Printing	10,366	10,733	-367.04	-3.42%	6	39,938	0.5%	325.2	10.9%	44.9x	2.0x	ISLAMIBANK	52,647	1.2%	82.7	10.7x	0.8x
Tannery	3,099	3,091	+8.70	+0.28%	6	33,373	0.4%	11.9	0.4%	40.5x	3.1x	DUTCHBANGL	43,554	1.0%	0.0	7.4x	1.1x
Jute	12,121	12,053	+68.95	+0.57%	3	2,965	0.0%	20.1	0.7%	NM	104.6x	TITASGAS	40,459	0.9%	0.0	14.2x	0.5x
Ceramics	693	691	+1.55	+0.22%	5	32,037	0.4%	33.5	1.1%	33.4x	1.9x	POWERGRID	37,347	0.8%	0.1	38.5x	0.4x
Miscellaneous	4,077	4,064	+13.06	+0.32%	15	228,720	3.0%	161.9	5.4%	12.5x	1.8x	SUMITPOWER	36,308	0.8%	0.0	10.0x	0.9x
Corporate Bond**	92	91	+0.36	+0.40%	9	37,871	0.5%	2.6	0.1%	NM	NM	BSCCL	36,098	0.8%	0.0	14.9x	3.4x
Treasury Bond**	99	99	-0.02	-0.02%	250	3,129,675	41.1%	0.0	0.0%	NM	NM						

Top Ten Gainers	Close Price (BDT)	Δ%	Turnover (BDT Mn)	PE	PB	Top Twenty Free Float Mcap	Free Float Mcap (BDT Mn)	% of Total Free Float Mcap	PE	PB	Most Traded Share	Close Price (BDT)	Δ%	Turnover (BDT Mn)	PE	PB
ORIONINFU	567.0	+7.5%	135.2	NM	38.3x	SQURPHARMA	121,685	7.2%	10.0x	1.7x	BPML	73.2	-5.3%	203.5	19.6x	1.0x
ADNTEL	114.2	+6.9%	92.2	38.5x	4.0x	BATBC	74,086	4.4%	16.8x	6.7x	GENEXIL	86.2	-2.2%	192.6	24.9x	4.8x
BDTHAIFOOD	50.0	+4.0%	59.6	NM	3.5x	BEXIMCO	70,355	4.2%	8.2x	1.2x	AAMRANET	56.3	+0.7%	189.7	24.6x	1.6x
AGNISYSL	24.0	+3.9%	83.8	22.0x	1.5x	RENATA	68,196	4.1%	28.1x	4.6x	ORIONPHARM	83.2	-4.6%	176.4	20.6x	0.9x
SONALIANS	778.7	+2.2%	18.5	NM	3.4x	BEACONPHAR	45,987	2.7%	80.8x	10.6x	ORIONINFU	567.0	+7.5%	135.2	NM	38.3x
SHAHJABANK	19.4	+2.1%	2.5	5.8x	0.9x	BXPBARMA	45,756	2.7%	12.8x	1.6x	NAVANAPHAR	80.1	-5.4%	97.6	21.3x	1.7x
MONNOCERA	107.0	+1.8%	33.2	NM	1x	GP	38,700	2.3%	11.2x	9.1x	LHBL	66.5	-	94.5	18.8x	4.2x
BDCOM	37.8	+1.3%	78.0	26.2x	2.4x	BRACBANK	30,976	1.8%	10.9x	1.0x	BSC	112.9	+0.5%	93.4	7.8x	1.5x
AAMRATECH	40.1	+1.3%	36.3	25.7x	1.7x	LHBL	27,278	1.6%	18.8x	4.2x	ADNTEL	114.2	+6.9%	92.2	38.5x	4.0x
BATASHOE	950.5	+1.0%	2.5	36.7x	3.5x	EBL	23,659	1.4%	7.6x	1.0x	AGNISYSL	24.0	+3.9%	83.8	22.0x	1.5x

Top Ten Losers	Close Price (BDT)	Δ%	Turnover (BDT Mn)	PE	PB	Top Twenty Free Float Mcap	Free Float Mcap (BDT Mn)	% of Total Free Float Mcap	PE	PB	Block Trade	Maximum Price (BDT)	Minimum Price (BDT)	No. of Trade	Quantity ('000)	Turnover (BDT Mn)
JUTESPINN	216.0	-7.1%	1.6	NM	NM	PUBALIBANK	18,525	1.1%	5.5x	0.6x	RENATA	1,218.0	1,141.8	6.0	154	187.96
PAPERPROC	203.5	-5.5%	36.4	43.2x	6x	CITYBANK	17,615	1.0%	4.5x	0.8x	FORTUNE	80.0	79.6	3.0	1,068	85.43
NAVANAPHAR	80.1	-5.4%	97.6	21.3x	1.7x	ROBI	15,714	0.9%	NM	2.4x	ORIONINFU	530.0	490.0	13.0	77	39.17
BPML	73.2	-5.3%	203.5	19.6x	1.0x	OLYMPIC	15,233	0.9%	19.9x	2.6x	SQURPHARMA	209.8	206.0	21.0	150	31.35
GEMINISEA	388.6	-5.0%	37.5	28.3x	21.1x	ALARABANK	14,609	0.9%	14.6x	1.1x	BEXIMCO	115.5	104.1	21.0	225	23.93
RELIANCINS	55.4	-4.8%	3.2	9.7x	0.9x	BSRMLTD	14,417	0.9%	8.7x	0.7x	BSCCL	199.8	199.8	5.0	100	19.98
KAY&QUE	274.9	-4.6%	3.0	NM	3.7x	UPGDCL	13,547	0.8%	13.6x	3.8x	BPML	85.0	71.0	2.0	207	14.78
ORIONPHARM	83.2	-4.6%	176.4	20.6x	0.9x	SUMITPOWER	13,358	0.8%	10.0x	0.9x	BATBC	490.0	479.8	12.0	25	11.80
MONOSPOOL	282.3	-4.6%	35.2	42.1x	6.1x	ORIONPHARM	13,243	0.8%	20.6x	0.9x	ACIFORMULA	158.4	158.4	1.0	50	7.92
PADMALIFE	48.0	-4.4%	52.1	NM	NM						GP	275.0	272.0	3.0	24	6.60

* NBFI Sector PE calculation methodology has been modified to reflect positive earnings only.
 ** The base of the Bond Index starts at 100, starting from Jan 13, 2022
 Similarly, Treasury Bond Index starts at 100, starting from Oct 10, 2022

Block Trade	Maximum Price (BDT)	Minimum Price (BDT)	Turnover (BDT Mn)	Quantity ('000)	No. of Trade	Important DSE News
RENATA	1,218.0	1,141.8	188.0	154	6	PRIMETEX The Company has informed that the Board of Directors has approved appointment of Mst. Fatema Khatun as Chairman of the Board of Directors with immediate effect.
FORTUNE	80.0	79.6	85.4	1,068	3	
ORIONINFU	530.0	490.0	39.2	77	13	
SQURPHARMA	209.8	206.0	31.4	150	21	
BEXIMCO	115.5	104.1	23.9	225	21	
BSCCL	199.8	199.8	20.0	100	5	
BPML	85.0	71.0	14.8	207	2	
BATBC	490.0	479.8	11.8	25	12	
ACIFORMULA	158.4	158.4	7.9	50	1	
GP	275.0	272.0	6.6	24	3	
GSPFINANCE	30.4	29.8	4.5	149	4	
BSRMLTD	89.9	89.9	4.0	45	1	
PURABIGEN	28.5	28.4	3.8	134	2	
ADNTEL	110.0	104.5	2.9	27	4	
MEGHNALIFE	67.6	67.6	2.7	40	1	
METROSPIN	43.0	43.0	2.5	58	2	
GIB	8.5	8.4	2.3	270	3	
BDTHAIFOOD	44.4	43.9	2.2	49	2	
AOL	36.5	35.0	2.0	54	2	
BEACHHATCH	44.8	44.8	1.5	34	1	
SUMITPOWER	31.5	31.0	1.5	48	2	
BENGALWTL	28.2	28.2	1.4	50	1	
Total			477.4		140	

Upcoming Corporate Events

DSE Ticker	Right Share	Dividend		Event	Date
		Stock	Cash		
Maksons Spinning Mills Limited	-	0.0%	10.0%	Record Date	6-Dec-22
LafargeHolcim Bangladesh Limited	-	0.0%	18.0%	Record Date	6-Dec-22
Information Services Network Ltd.	-	0.0%	3.0%	Record Date	7-Dec-22
Sonali Aansh Industries Limited	-	100.0%	0.0%	Record Date	7-Dec-22
Eastern Cables Ltd.	-	0.0%	2.0%	Record Date	8-Dec-22
Pharma Aids	-	0.0%	50.0%	Record Date	8-Dec-22
Fu-Wang Ceramic Industries Ltd.	-	0.0%	2.0%	Record Date	8-Dec-22
Eastern Lubricants Ltd.	-	10.0%	40.0%	Record Date	11-Dec-22
Meghna Petroleum Limited	-	0.0%	150.0%	Record Date	11-Dec-22
Dominage Steel Building Systems Limited	-	0.0%	2.0%	Record Date	11-Dec-22
Ambee Pharmaceuticals Ltd.	-	20.0%	10.0%	Record Date	12-Dec-22
Rahima Food Corporation Limited	-	0.0%	5.0%	Record Date	13-Dec-22
Samata Leather Complex Ltd.	-	0.0%	0.0%	Record Date	15-Dec-22
Global Heavy Chemicals Limited	-	0.0%	2.0%	Record Date	18-Dec-22
Jamuna Oil Company Limited	-	0.0%	120.0%	Record Date	20-Dec-22
Beach Hatchery Ltd.	-	0.0%	1.5%	Record Date	22-Dec-22
Meghna Petroleum Limited	-	0.0%	20.0%	Record Date	29-Dec-22

Disclaimer: This report has been prepared by BRAC EPL Stock Brokerage Ltd and is provided for information purposes. It is not, under any circumstances, to be used or considered as an offer to sell, or a solicitation of any offer to buy. Reasonable care has been taken to ensure that the information is not untrue and misleading. BRAC EPL Stock Brokerage Ltd makes no representation or warranty as to the accuracy or completeness of such information. All opinions and estimates included in this report constitute our judgment as of this date and are subject to change without notice.