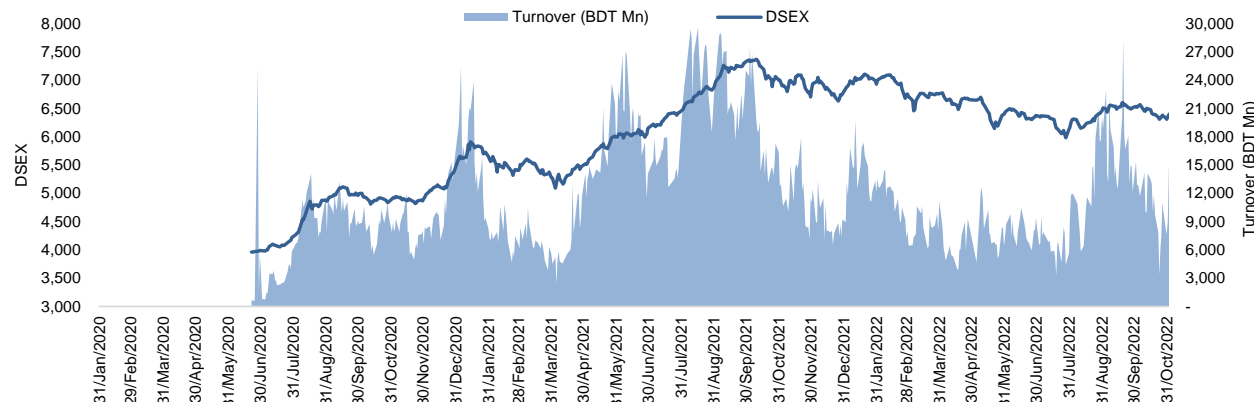


## Daily Market Update

The market closed in green today. The benchmark index DSEX (+0.26%) gained 16.45 points and closed at 6,229.01. The blue-chip index DS30 (+0.32%), the Shariah-based index DSES (+0.33%), and the large-cap index CDSET (+0.25%) closed at 2,205.58, 1,364.04, and 1,219.05 points, respectively. Most of the large-cap sectors posted positive performance today. Pharmaceutical booked the highest gain of 0.43% followed by Food & Allied (+0.31%), Bank (+0.08%), Engineering (+0.04%), NBF1 (+0.01%), Telecommunication (0.00%), and Fuel & Power (-0.02%), respectively. Block trades contributed 5.4% of the overall market turnover. aamra networks limited (+0.7%) was the most traded share with a turnover of BDT 167 million.



Index	Closing	Opening	Point Δ	%Δ	YTD %Δ
DSEX	6,229.01	6,212.55	+16.45	+0.26%	-7.8%
DS30	2,205.58	2,198.57	+7.01	+0.32%	-12.9%
DSES	1,364.04	1,359.52	+4.52	+0.33%	-4.7%
CDSET	1,219.05	1,215.99	+3.06	+0.25%	-10.3%

	Advanced	Declined	Unchanged	Total
All Category	52	27	231	310
A Category (Equity)	37	21	161	219
B Category (Equity)	10	5	55	70
N Category (Equity)	3	1	5	9
Z Category (Equity)	2	0	10	12
Mutual Funds	3	0	18	21
Corporate Bonds	0	0	2	2
Treasury Bonds	1	0	0	1

\* Based on Traded Scrips

		Today	Last Day	Daily %Δ
Mcap	Mn BDT	7,630,848	7,623,142	
	Mn USD	72,782	72,709	+0.1%
Turnover	Mn BDT	2,720	3,449	-21.1%
	Mn USD	26	33	
Volume	Mn Shares	39	53	-27.3%
No. of Trade		66,834	81,440	-17.9%

\* Average Interbank Exchange Rate is BDT 104.85 as of Dec 05, 2022

<b>Fahim Hassan</b> Research Associate (880) 1709636546 fahim.hassan@bracepl.com	<b>Md. Tanvir Ahmed</b> Research Associate (880) 1708805201 mtanvir.ahmed@bracepl.com
---	--

Figure: Sectorial Turnover (BDT)

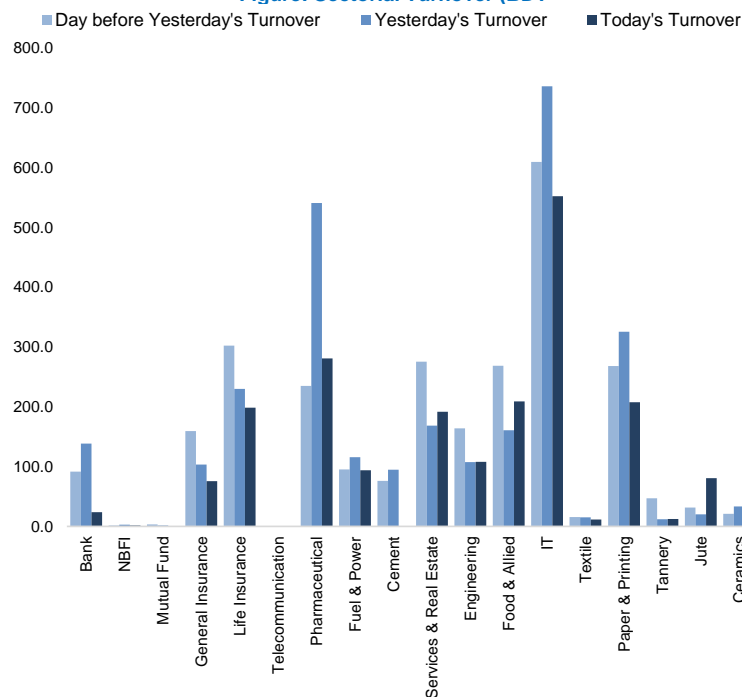
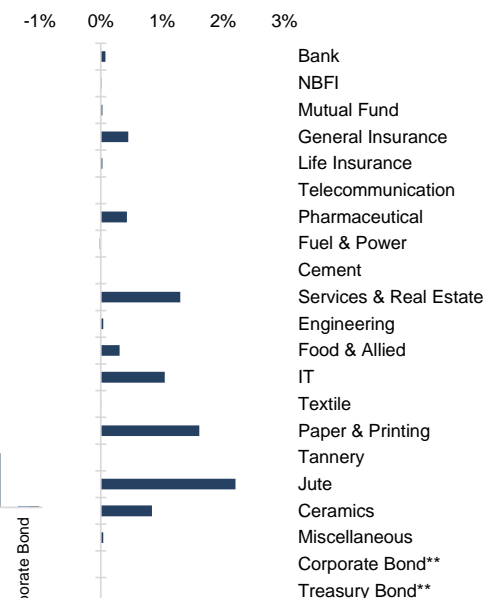


Figure: Sectorial Mcap Change



Market PE 16.9x

Market PB 1.5x

Sector Index	Closing	Opening	Points Δ	%Δ	No. of Companies	Mcap (BDT Mn)	% of Total Mcap	Turnover (BDT Mn)	% of Total Turnover	PE	PB	Top Twenty Market Cap	Mcap (BDT Mn)	% of Total Mcap	Turnover (BDT Mn)	PE	PB
Bank	1,429	1,428	+1.10	+0.08%	34	667,626	8.8%	23.6	1.0%	7.7x	0.7x	GP	386,996	8.6%	0.1	11.2x	9.1x
NBFI	1,921	1,921	+0.18	+0.01%	23	187,435	2.5%	1.3	0.1%	NM	4.5x	WALTONHIL	317,378	7.1%	1.7	35.7x	3.3x
Mutual Fund	854	854	+0.24	+0.03%	37	38,621	0.5%	0.6	0.0%	NM	0.8x	BATBC	280,098	6.2%	0.3	16.8x	6.7x
General Insurance	3,200	3,185	+14.36	+0.45%	41	92,796	1.2%	75.7	3.3%	15.7x	1.5x	SQURPHARMA	185,977	4.1%	0.8	10.0x	1.7x
Life Insurance	2,489	2,488	+0.65	+0.03%	14	69,799	0.9%	198.4	8.8%	NM	NM	ROBI	157,138	3.5%	0.0	NM	2.4x
Telecommunication	4,946	4,946	-	-	3	580,232	7.6%	0.3	0.0%	15.4x	4.9x	RENATA	139,689	3.1%	0.0	28.1x	4.6x
Pharmaceutical	3,765	3,749	+16.09	+0.43%	33	721,427	9.5%	280.8	12.4%	18.6x	2.4x	UPGDCL	135,475	3.0%	0.2	13.6x	3.8x
Fuel & Power	1,700	1,700	-0.28	-0.02%	23	448,177	5.9%	94.0	4.1%	14.4x	1.1x	BEXIMCO	101,302	2.3%	0.9	8.2x	1.2x
Cement	2,362	2,362	-0.08	-0.00%	7	113,431	1.5%	0.4	0.0%	34.1x	2.5x	BERGERPBL	80,183	1.8%	0.9	26.0x	7.0x
Services & Real Estate	1,772	1,750	+22.74	+1.30%	8	70,025	0.9%	191.6	8.5%	39.6x	0.9x	LHBL	77,231	1.7%	0.0	18.8x	4.2x
Engineering	4,495	4,493	+1.82	+0.04%	42	527,644	6.9%	107.9	4.8%	27.6x	1.8x	ICB	74,119	1.7%	0.3	68.1x	1.6x
Food & Allied	21,351	21,285	+65.94	+0.31%	21	380,437	5.0%	208.7	9.2%	21.6x	7.4x	BEACONPHAR	67,544	1.5%	16.2	83.1x	10.9x
IT	3,161	3,128	+32.76	+1.05%	11	41,207	0.5%	551.9	24.4%	29.4x	2.8x	BXPBARMA	65,534	1.5%	12.5	12.8x	1.6x
Textile	1,631	1,631	+0.05	+0.00%	58	171,578	2.3%	11.4	0.5%	31.2x	1.0x	BRACBANK	57,619	1.3%	0.0	10.9x	1.0x
Paper & Printing	10,533	10,366	+167.09	+1.61%	6	40,582	0.5%	207.6	9.2%	45.7x	2.0x	ISLAMIBANK	52,647	1.2%	6.2	10.7x	0.8x
Tannery	3,099	3,099	-0.38	-0.01%	6	33,369	0.4%	12.4	0.5%	40.5x	3.1x	DUTCHBANGL	43,554	1.0%	0.0	7.4x	1.1x
Jute	12,388	12,121	+266.91	+2.20%	3	3,031	0.0%	80.8	3.6%	NM	106.9x	TITASGAS	40,459	0.9%	0.0	14.2x	0.5x
Ceramics	698	693	+5.79	+0.84%	5	32,305	0.4%	125.4	5.5%	33.7x	1.9x	POWERGRID	37,347	0.8%	0.0	38.5x	0.4x
Miscellaneous	4,079	4,077	+1.59	+0.04%	15	228,809	3.0%	90.8	4.0%	12.5x	1.8x	SUMITPOWER	36,308	0.8%	0.1	10.0x	0.9x
Corporate Bond**	92	92	-	-	9	37,871	0.5%	1.8	0.1%	NM	NM	BSCCL	36,098	0.8%	0.2	14.9x	3.4x
Treasury Bond**	99	99	-0.00	-0.00%	250	3,129,597	41.1%	0.1	0.0%	NM	NM						

Top Ten Gainers	Close Price (BDT)	Δ%	Turnover (BDT Mn)	PE	PB
MONNOAGML	708.1	+7.5%	72.0	NM	4.1x
ORIONINFU	609.5	+7.5%	14.8	NM	41.2x
MONNOCERA	114.1	+6.6%	124.9	NM	1.4x
AMBEEPBA	528.0	+5.7%	8.8	NM	23.8x
RELIANCINS	58.5	+5.6%	0.5	10.3x	0.9x
EHL	80.9	+4.9%	93.2	13.1x	1.1x
BPML	76.8	+4.9%	111.7	20.6x	1x
OLYMPIC	130.8	+4.1%	80.7	20.8x	2.7x
PAPERPROC	211.6	+4.0%	24.7	44.9x	6.5x
MONOSPOOL	292.1	+3.5%	29.4	43.6x	6.3x

Top Twenty Free Float Mcap	Free Float Mcap (BDT Mn)	% of Total Free Float Mcap	PE	PB
SQURPHARMA	121,685	7.2%	10.0x	1.7x
BATBC	74,086	4.4%	16.8x	6.7x
BEXIMCO	70,355	4.2%	8.2x	1.2x
RENATA	68,196	4.0%	28.1x	4.6x
BEACONPHAR	47,281	2.8%	83.1x	10.9x
BXPBARMA	45,756	2.7%	12.8x	1.6x
GP	38,700	2.3%	11.2x	9.1x
BRACBANK	30,976	1.8%	10.9x	1.0x
LHBL	27,278	1.6%	18.8x	4.2x
EBL	23,659	1.4%	7.6x	1.0x
NBL	19,116	1.1%	NM	0.6x

Most Traded Share	Close Price (BDT)	Δ%	Turnover (BDT Mn)	PE	PB
AAMRANET	56.7	+0.7%	166.7	24.8x	1.6x
MONNOCERA	114.1	+6.6%	124.9	NM	1.4x
GENEXIL	89.1	+3.4%	114.9	25.8x	4.9x
BPML	76.8	+4.9%	111.7	20.6x	1.0x
ORIONPHARM	84.7	+1.8%	102.6	21.0x	0.9x
EHL	80.9	+4.9%	93.2	13.1x	1.1x
ADNTEL	117.1	+2.5%	93.0	39.4x	4.1x
OLYMPIC	130.8	+4.1%	80.7	20.8x	2.7x
SONALIANS	798.2	+2.5%	79.2	NM	3.5x
CLICL	60.7	-0.7%	78.0	NM	NM

Top Ten Losers	Close Price (BDT)	Δ%	Turnover (BDT Mn)	PE	PB
PRAGATILIF	112.7	-2.0%	26.2	NM	NM
PURABIGEN	26.7	-1.8%	10.6	19.6x	2x
AAMRATECH	39.4	-1.7%	32.7	25.2x	1.7x
SAMORITA	68.7	-1.7%	7.1	NM	1.4x
KOHINOOR	391.7	-1.4%	6.1	36.1x	7.2x
PADMAOIL	209.2	-0.9%	0.0	8.1x	1.1x
AGNISYSL	23.8	-0.8%	30.3	21.8x	1.5x
SONALIPAPR	622.6	-0.8%	37.3	66.6x	3.6x
BDCOM	37.5	-0.8%	60.5	26.0x	2.3x
BGIC	55.7	-0.7%	7.6	34.8x	2.8x

Top Twenty Free Float Mcap	Free Float Mcap (BDT Mn)	% of Total Free Float Mcap	PE	PB
PUBALIBANK	18,737	1.1%	5.5x	0.6x
CITYBANK	17,615	1.0%	4.5x	0.8x
OLYMPIC	15,864	0.9%	20.8x	2.7x
ROBI	15,714	0.9%	NM	2.4x
ALARABANK	14,609	0.9%	14.6x	1.1x
BSRMLTD	14,417	0.9%	8.7x	0.7x
UPGDCL	13,547	0.8%	13.6x	3.8x
ORIONPHARM	13,481	0.8%	21.0x	0.9x
SUMITPOWER	13,358	0.8%	10.0x	0.9x

Block Trade	Maximum Price (BDT)	Minimum Price (BDT)	No. of Trade	Quantity ('000)	Turnover (BDT Mn)
RENATA	1,218.0	1,141.8	11.0	172	208.49
BEACHHATCH	42.0	37.7	21.0	1,833	72.76
ORIONINFU	600.0	530.0	5.0	50	27.12
ADVENT	28.4	28.4	1.0	567	16.10
SEAPEARL	176.0	171.0	3.0	69	11.96
SALVOCHEM	56.0	55.7	10.0	203	11.36
BATBC	489.9	479.8	13.0	21	9.94
SQURPHARMA	209.8	207.1	3.0	43	8.90
DOMINAGE	19.7	19.7	2.0	436	8.59
PF1STMF	11.6	11.6	2.0	515	5.97

\* NBFI Sector PE calculation methodology has been modified to reflect positive earnings only.  
 \*\* The base of the Bond Index starts at 100, starting from Jan 13, 2022  
 Similarly, Treasury Bond Index starts at 100, starting from Oct 10, 2022

Block Trade	Maximum Price (BDT)	Minimum Price (BDT)	Turnover (BDT Mn)	Quantity ('000)	No. of Trade
RENATA	1,218.0	1,141.8	208.5	172	11
BEACHHATCH	42.0	37.7	72.8	1,833	21
ORIONINFU	600.0	530.0	27.1	50	5
ADVENT	28.4	28.4	16.1	567	1
SEAPEARL	176.0	171.0	12.0	69	3
SALVOCHEM	56.0	55.7	11.4	203	10
BATBC	489.9	479.8	9.9	21	13
SQURPHARMA	209.8	207.1	8.9	43	3
DOMINAGE	19.7	19.7	8.6	436	2
PF1STMF	11.6	11.6	6.0	515	2
CAPMBDBLMF	11.1	11.1	5.4	491	1
APEXTANRY	116.0	116.0	5.4	47	2
BEXIMCO	112.0	104.1	4.6	44	4
GIB	8.5	8.4	3.3	383	4
AAMRANET	55.3	55.3	2.8	50	1
FIRSTSBANK	9.4	9.4	2.7	290	3
BANGAS	115.0	115.0	2.6	23	2
EBL	30.0	29.5	2.5	83	3
BDTHAIFOOD	48.0	48.0	2.4	50	1
ADNTEL	107.0	107.0	2.1	20	1
INDEXAGRO	106.5	106.5	2.1	20	1
BSCCL	199.8	199.8	2.1	11	3
<b>Total</b>			<b>454.1</b>		<b>146</b>

**Important DSE News**
**SUMITPOWER**

The Company has informed that Bangladesh Rural Electrification Board (BREB) has given its consent to continue operation of "33.75 MW Ashulia Power Plant (Unit-2)" of the Company from December 04, 2022 after the expiry of Power Purchase Agreement (PPA) on December 03, 2022. The Company is also now in the process of negotiating tariff and other terms and conditions of renewal Power Purchase Agreements with the Bangladesh Rural Electrification Board (BREB).

**Upcoming Corporate Events**

DSE Ticker	Right Share	Dividend		Event	Date
		Stock	Cash		
Information Services Network Ltd.	-	0.0%	3.0%	Record Date	7-Dec-22
Sonali Aansh Industries Limited	-	100.0%	0.0%	Record Date	7-Dec-22
Eastern Cables Ltd.	-	0.0%	2.0%	Record Date	8-Dec-22
Pharma Aids	-	0.0%	50.0%	Record Date	8-Dec-22
Fu-Wang Ceramic Industries Ltd.	-	0.0%	2.0%	Record Date	8-Dec-22
Eastern Lubricants Ltd.	-	10.0%	40.0%	Record Date	11-Dec-22
Meghna Petroleum Limited	-	0.0%	150.0%	Record Date	11-Dec-22
Dominage Steel Building Systems Limited	-	0.0%	2.0%	Record Date	11-Dec-22
Ambee Pharmaceuticals Ltd.	-	20.0%	10.0%	Record Date	12-Dec-22
Rahima Food Corporation Limited	-	0.0%	5.0%	Record Date	13-Dec-22
Samata Leather Complex Ltd.	-	0.0%	0.0%	Record Date	15-Dec-22
Global Heavy Chemicals Limited	-	0.0%	2.0%	Record Date	18-Dec-22
Jamuna Oil Company Limited	-	0.0%	120.0%	Record Date	20-Dec-22
Beach Hatchery Ltd.	-	0.0%	1.5%	Record Date	22-Dec-22
Wata Chemicals Limited	-	0.0%	20.0%	Record Date	29-Dec-22
Queen South Textile Mills Limited	-	6.0%	0.0%	Record Date I be notified la	
Tosrifa Industries Limited	-	0.0%	0.0%	Record Date I be notified la	

**Disclaimer:** This report has been prepared by BRAC EPL Stock Brokerage Ltd and is provided for information purposes. It is not, under any circumstances, to be used or considered as an offer to sell, or a solicitation of any offer to buy. Reasonable care has been taken to ensure that the information is not untrue and misleading. BRAC EPL Stock Brokerage Ltd makes no representation or warranty as to the accuracy or completeness of such information. All opinions and estimates included in this report constitute our judgment as of this date and are subject to change without notice.