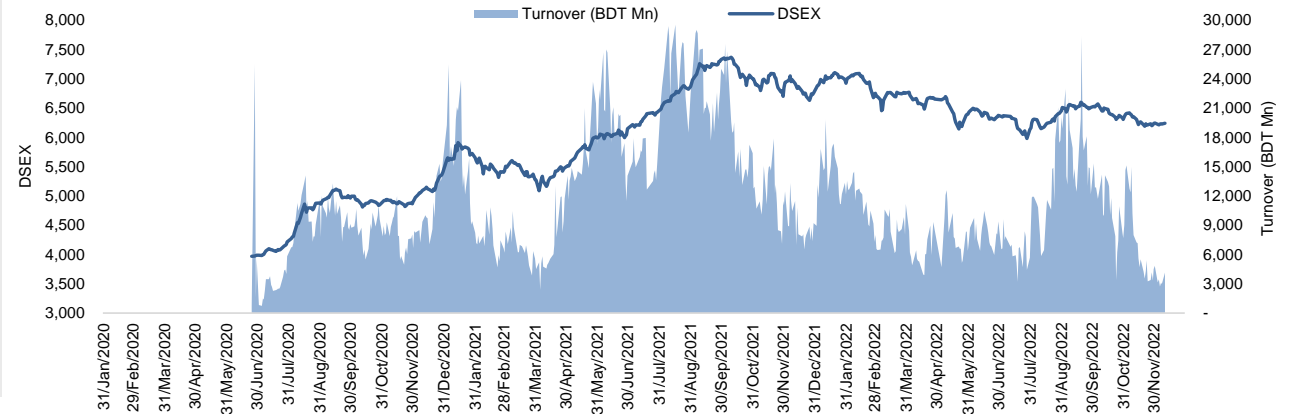


Daily Market Update

The market closed in green today. The benchmark index DSEX (+0.19%) gained 11.73 points and closed at 6,239.55. The blue-chip index DS30 (+0.08%), the Shariah-based index DSES (+0.18%), and the large-cap index CDSET (+0.06%) closed at 2,205.38, 1,364.07, and 1,218.82 points, respectively. All the large-cap sectors posted positive performance today. Pharmaceutical booked the highest gain of 0.24% followed by Fuel & Power (+0.12%), Food & Allied (+0.10%), Engineering (+0.06%), Bank (+0.03%), Telecommunication (+0.00%), and NBF1 (0.00%), respectively. Block trades contributed 3.7% of the overall market turnover. Salvo Chemical Industry Limited (+0.3%) was the most traded share with a turnover of BDT 401 million.



Index	Closing	Opening	Point Δ	%Δ	YTD %Δ
DSEX	6,239.55	6,227.82	+11.73	+0.19%	-7.7%
DS30	2,205.38	2,203.58	+1.80	+0.08%	-12.9%
DSES	1,364.07	1,361.62	+2.45	+0.18%	-4.7%
CDSET	1,218.82	1,218.14	+0.68	+0.06%	-10.3%

	Advanced	Declined	Unchanged	Total
All Category	64	12	244	320
A Category (Equity)	45	10	169	224
B Category (Equity)	12	2	60	74
N Category (Equity)	5	0	4	9
Z Category (Equity)	2	0	11	13
Mutual Funds	0	0	19	19
Corporate Bonds	0	1	3	4
Treasury Bonds	0	0	0	0

* Based on Traded Scripts

		Today	Last Day	Daily %Δ
Mcap	Mn BDT	7,633,003	7,627,129	+0.1%
	Mn USD	73,243	73,186	
Turnover	Mn BDT	4,148	2,957	+40.3%
	Mn USD	40	28	
Volume	Mn Shares	64	46	+37.9%
No. of Trade		70,460	61,019	+15.5%

* Average Interbank Exchange Rate is BDT 104.22 as of Dec 08, 2022

Fahim Hassan Research Associate (880) 1709636546 fahim.hassan@bracepl.com	Md. Tanvir Ahmed Research Associate (880) 1708805201 mtanvir.ahmed@bracepl.com
---	--

Figure: Sectorial Turnover (BDT)

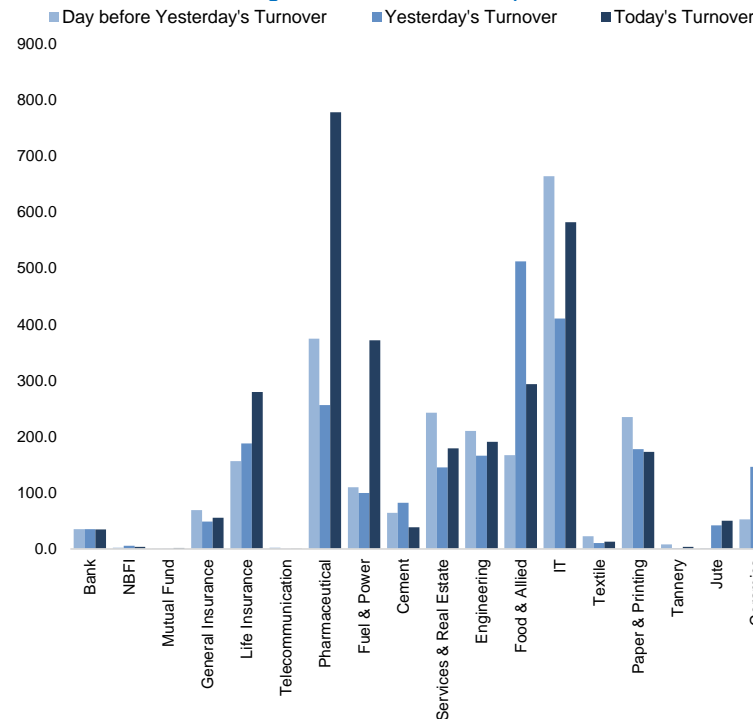
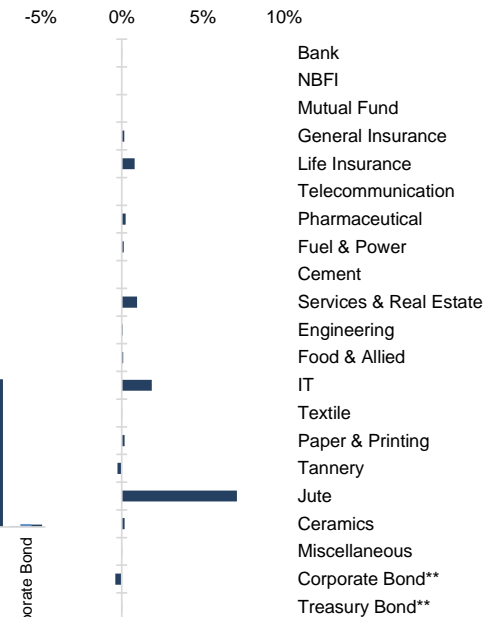


Figure: Sectorial Mcap Change



Market PE 16.9x

Market PB 1.5x

Sector Index	Closing	Opening	Points Δ	%Δ	No. of Companies	Mcap (BDT Mn)	% of Total Mcap	Turnover (BDT Mn)	% of Total Turnover	PE	PB	Top Twenty Market Cap	Mcap (BDT Mn)	% of Total Mcap	Turnover (BDT Mn)	PE	PB
Bank	1,428	1,428	+0.41	+0.03%	34	667,185	8.8%	34.5	1.0%	7.7x	0.7x	GP	386,996	8.6%	0.3	11.2x	9.1x
NBFI	1,921	1,921	-	-	23	187,417	2.5%	4.0	0.1%	NM	4.5x	WALTONHIL	317,378	7.1%	0.0	35.7x	3.3x
Mutual Fund	854	854	-	-	37	38,610	0.5%	1.8	0.1%	NM	0.8x	BATBC	280,098	6.2%	0.9	16.8x	6.7x
General Insurance	3,197	3,192	+4.94	+0.15%	41	92,706	1.2%	55.6	1.6%	15.7x	1.5x	SQURPHARMA	185,977	4.1%	1.8	10.0x	1.7x
Life Insurance	2,508	2,488	+19.59	+0.79%	14	70,332	0.9%	279.7	8.2%	NM	NM	ROBI	157,138	3.5%	0.1	NM	2.4x
Telecommunication	4,946	4,946	+0.00	+0.00%	3	580,232	7.6%	0.3	0.0%	15.4x	4.9x	RENATA	139,689	3.1%	0.2	28.1x	4.6x
Pharmaceutical	3,786	3,777	+8.90	+0.24%	33	725,447	9.5%	777.8	22.8%	18.7x	2.4x	UPGDCL	135,475	3.0%	0.0	13.6x	3.8x
Fuel & Power	1,702	1,700	+2.08	+0.12%	23	448,742	5.9%	371.5	10.9%	14.4x	1.1x	BEXIMCO	101,302	2.3%	0.3	8.2x	1.2x
Cement	2,321	2,321	-	-	7	111,457	1.5%	38.7	1.1%	33.5x	2.5x	BERGERPBL	80,164	1.8%	2.8	26.0x	7.0x
Services & Real Estate	1,763	1,747	+16.54	+0.95%	8	69,659	0.9%	179.0	5.2%	39.4x	0.9x	MARICO	76,277	1.7%	0.0	21.3x	44.9x
Engineering	4,502	4,500	+2.52	+0.06%	42	528,522	6.9%	190.8	5.6%	27.7x	1.8x	ICB	74,119	1.7%	0.1	68.1x	1.6x
Food & Allied	21,331	21,310	+20.57	+0.10%	21	380,082	5.0%	293.5	8.6%	21.6x	7.4x	BEACONPHAR	67,406	1.5%	18.0	82.9x	10.9x
IT	3,160	3,103	+57.25	+1.84%	11	41,199	0.5%	582.0	17.1%	29.4x	2.8x	BXPBARMA	66,560	1.5%	143.1	13.0x	1.6x
Textile	1,631	1,631	+0.27	+0.02%	58	171,595	2.3%	13.1	0.4%	31.2x	1.0x	BRACBANK	57,619	1.3%	0.4	10.9x	1.0x
Paper & Printing	10,411	10,393	+17.29	+0.17%	6	40,112	0.5%	172.7	5.1%	45.1x	2.0x	ISLAMIBANK	52,647	1.2%	4.3	10.7x	0.8x
Tannery	3,091	3,099	-8.26	-0.27%	6	33,280	0.4%	3.6	0.1%	40.4x	3.1x	DUTCHBANGL	43,554	1.0%	0.4	7.4x	1.1x
Jute	14,200	13,259	+941.10	+7.10%	3	3,474	0.0%	50.2	1.5%	NM	122.5x	TITASGAS	40,459	0.9%	0.0	14.2x	0.5x
Ceramics	702	701	+1.22	+0.17%	5	32,455	0.4%	95.8	2.8%	33.9x	1.9x	POWERGRID	37,347	0.8%	0.2	38.5x	0.4x
Miscellaneous	4,087	4,087	+0.02	+0.00%	15	229,262	3.0%	263.2	7.7%	12.5x	1.8x	SUMITPOWER	36,308	0.8%	0.0	10.0x	0.9x
Corporate Bond**	91	91	-0.36	-0.40%	9	37,577	0.5%	4.2	0.1%	NM	NM	BSCCL	36,098	0.8%	0.0	14.9x	3.4x
Treasury Bond**	99	99	+0.02	+0.02%	250	3,128,838	41.1%	0.0	0.0%	NM	NM						

Top Ten Gainers	Close Price (BDT)	Δ%	Turnover (BDT Mn)	PE	PB
INTRACO	44.0	+10.0%	348.6	35.6x	3.5x
SONALIANS	471.9	+8.7%	44.7	NM	4.1x
AAMRATECH	43.5	+8.2%	117.6	27.9x	1.9x
ORIONINFU	757.1	+7.5%	3.2	NM	51.2x
MONNOAGML	820.3	+6.9%	103.3	NM	4.7x
JUTESPINN	251.7	+6.1%	5.5	NM	NM
CLICL	64.2	+5.1%	110.8	NM	NM
PRAGATILIF	116.6	+4.6%	48.3	NM	NM
PADMALIFE	48.7	+3.4%	29.9	NM	NM
EGEN	57.3	+3.2%	20.4	39.8x	2.6x

Top Twenty Free Float Mcap	Free Float Mcap (BDT Mn)	% of Total Free Float Mcap	PE	PB
SQURPHARMA	121,685	7.2%	10.0x	1.7x
BATBC	74,086	4.4%	16.8x	6.7x
BEXIMCO	70,355	4.2%	8.2x	1.2x
RENATA	68,196	4.0%	28.1x	4.6x
BEACONPHAR	47,184	2.8%	82.9x	10.9x
BXPBARMA	46,472	2.8%	13.0x	1.6x
GP	38,700	2.3%	11.2x	9.1x
BRACBANK	30,976	1.8%	10.9x	1.0x
LHBL	26,581	1.6%	18.4x	4.1x
EBL	23,659	1.4%	7.6x	1.0x
NBL	19,116	1.1%	NM	0.6x
PUBALIBANK	18,737	1.1%	5.5x	0.6x
CITYBANK	17,615	1.0%	4.5x	0.8x
ROBI	15,714	0.9%	NM	2.4x
OLYMPIC	15,670	0.9%	20.5x	2.6x
ALARABANK	14,609	0.9%	14.6x	1.1x
BSRMLTD	14,417	0.9%	8.7x	0.7x
ORIONPHARM	13,720	0.8%	21.3x	0.9x
UPGDCL	13,547	0.8%	13.6x	3.8x
SUMITPOWER	13,358	0.8%	10.0x	0.9x

Most Traded Share	Close Price (BDT)	Δ%	Turnover (BDT Mn)	PE	PB
SALVOCHEM	62.0	+0.3%	401.1	87.3x	4.1x
INTRACO	44.0	+10.0%	348.6	35.6x	3.5x
BSC	116.0	+0.3%	203.3	8.0x	1.5x
GENEXIL	89.5	+1.0%	146.5	25.9x	4.9x
BXPBARMA	149.2	+0.5%	143.1	13.0x	1.6x
BEACHHATCH	41.7	-	133.1	17.9x	4.2x
AAMRANET	57.2	+2.1%	130.1	25.0x	1.6x
AAMRATECH	43.5	+8.2%	117.6	27.9x	1.9x
CLICL	64.2	+5.1%	110.8	NM	NM
MONNOAGML	820.3	+6.9%	103.3	NM	4.7x

Top Ten Losers	Close Price (BDT)	Δ%	Turnover (BDT Mn)	PE	PB
AMBEEPHA	541.0	-2.2%	12.3	NM	24.4x
SONALIPAPR	615.1	-0.8%	26.2	65.8x	4x
BATASHOE	943.7	-0.7%	0.0	36.5x	3.5x
CRYSTALINS	41.4	-0.5%	4.2	13.8x	1.7x
ECABLES	182.9	-0.2%	10.5	NM	0.5x
BGIC	55.6	-0.2%	5.8	34.7x	2.8x
BERGERPBL	1,728.5	-0.1%	2.8	26.0x	7.0x
BEACONPHAR	291.8	-0.0%	18.0	82.9x	10.9x
ABBANK	9.9	-0.0%	0.0	10.6x	0.3x
IFIC	11.5	-0.0%	0.6	10.0x	0.6x

Block Trade	Maximum Price (BDT)	Minimum Price (BDT)	No. of Trade	Quantity ('000)	Turnover (BDT Mn)
SALVOCHEM	61.7	55.8	23.0	3,217	193.43
RENATA	1,218.0	1,141.8	7.0	127	154.97
INTRACO	44.0	38.1	15.0	2,109	87.27
BSCCL	235.0	199.8	11.0	321	72.27
SEAPEARL	185.0	161.0	9.0	195	32.51
ORIONINFU	757.1	680.0	6.0	39	28.21
ORIONPHARM	87.0	82.0	7.0	302	24.78
DELTALIFE	134.5	131.0	2.0	187	24.63
FORTUNE	74.0	74.0	1.0	273	20.20
SUNLIFEINS	59.8	59.8	3.0	314	18.80

* NBFI Sector PE calculation methodology has been modified to reflect positive earnings only.
 ** The base of the Bond index starts at 100, starting from Jan 13, 2022.
 Similarly, Treasury Bond Index starts at 100, starting from Oct 10, 2022

Block Trade	Maximum Price (BDT)	Minimum Price (BDT)	Turnover (BDT Mn)	Quantity ('000)	No. of Trade
SALVOCHEM	61.7	55.8	193.4	3,217	23
RENATA	1,218.0	1,141.8	155.0	127	7
INTRACO	44.0	38.1	87.3	2,109	15
BSCCL	235.0	199.8	72.3	321	11
SEAPEARL	185.0	161.0	32.5	195	9
ORIONINFU	757.1	680.0	28.2	39	6
ORIONPHARM	87.0	82.0	24.8	302	7
DELTALIFE	134.5	131.0	24.6	187	2
FORTUNE	74.0	74.0	20.2	273	1
SUNLIFEINS	59.8	59.8	18.8	314	3
BEACHHATCH	41.3	41.3	12.1	292	2
BRACBANK	38.7	37.9	7.2	185	2
BATBC	479.8	479.8	6.5	14	10
LHBL	71.0	71.0	5.3	75	1
NRBCBANK	17.5	17.5	4.4	250	1
PADMALIFE	47.0	47.0	3.3	70	1
BEXIMCO	104.1	104.1	2.6	25	4
GENEXIL	96.0	91.0	2.4	25	3
AFCAGRO	23.1	23.1	2.3	100	1
BDFINANCE	39.7	39.7	2.2	54	3
SONALIPAPR	665.0	615.0	2.1	3	3
KDSALTD	85.0	85.0	2.1	25	1
Total			736.4		155

Important DSE News
PREBPBOND

The Trustee of Premier Bank Perpetual Bond has approved 2nd Half Year Coupon Payment @10.00% for the period from June 27, 2022 to December 26, 2022. Record Date for entitlement of Coupon of the Bond: 26.12.2022.

FORTUNE

The Company has further informed that BSEC has accorded consent for issuance of 5% Stock Dividend for the year ended June 30, 2022. The Company has also informed that the Board of Directors has fixed the Record date on 21.12.2022 for entitlement of the aforesaid Bonus Shares.

AMBEEPHA

Refer to their earlier news disseminated by DSE on 22.11.2022 regarding dividend declaration and increase of Authorized Capital, the company has further informed that they made an application to BSEC for issuance of 20% Stock dividend but they have not received approval yet. So they will notify another record date later for entitlement of Stock Dividend if they get approval from BSEC. However, the record date as on 12.12.2022 will be applicable for entitlement of 10% Cash dividend.

Upcoming Corporate Events

DSE Ticker	Right Share	Dividend		Event	Date
		Stock	Cash		
Ambee Pharmaceuticals Ltd.	-	0.0%	10.0%	Record Date	12-Dec-22
Rahima Food Corporation Limited	-	0.0%	5.0%	Record Date	13-Dec-22
Samata Leather Complex Ltd.	-	0.0%	0.0%	Record Date	15-Dec-22
Global Heavy Chemicals Limited	-	0.0%	2.0%	Record Date	18-Dec-22
Jamuna Oil Company Limited	-	0.0%	120.0%	Record Date	20-Dec-22
Fortune Shoes Limited	-	5.0%	0.0%	Record Date	21-Dec-22
Beach Hatchery Ltd.	-	0.0%	1.5%	Record Date	22-Dec-22
Wata Chemicals Limited	-	0.0%	20.0%	Record Date	29-Dec-22
Yeakin Polymer Limited	-	0.0%	0.0%	Record Date	28-Dec-22

Disclaimer: This report has been prepared by BRAC EPL Stock Brokerage Ltd and is provided for information purposes. It is not, under any circumstances, to be used or considered as an offer to sell, or a solicitation of any offer to buy. Reasonable care has been taken to ensure that the information is not untrue and misleading. BRAC EPL Stock Brokerage Ltd makes no representation or warranty as to the accuracy or completeness of such information. All opinions and estimates included in this report constitute our judgment as of this date and are subject to change without notice.