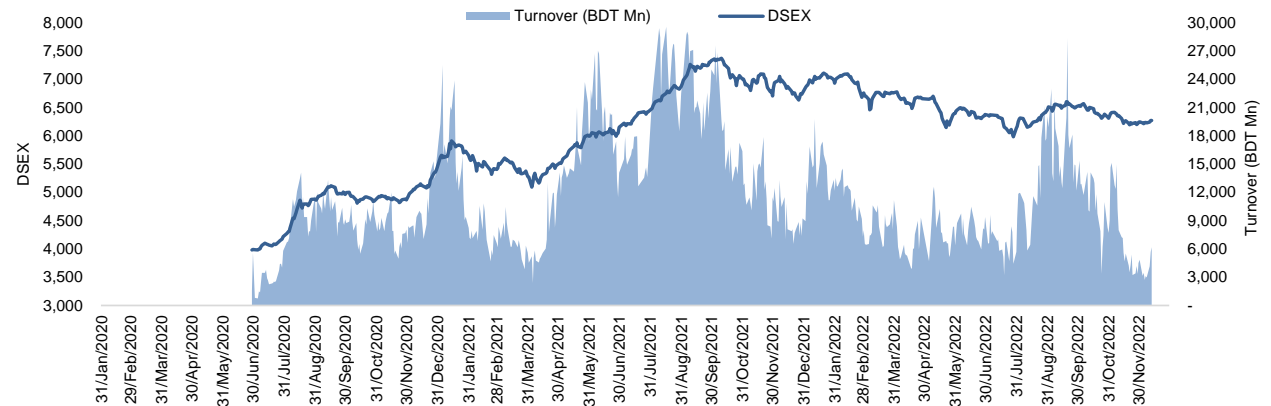


Daily Market Update

The market closed in green today. The benchmark index DSEX (+0.07%) gained 4.45 points and closed at 6,271.41. The blue-chip index DS30 (-0.04%), the Shariah-based index DSES (+0.17%), and the large-cap index CDSET (+0.83%) closed at 2,212.59, 1,374.66, and 1,222.03 points, respectively. Most of the large-cap sectors posted positive performance today. Pharmaceutical booked the highest gain of 0.22% followed by Bank (+0.06%), NBF (0.06%), Engineering (+0.05%), Fuel & Power (+0.00%), Telecommunication (0.00%), and Food & Allied (-0.07%), respectively. Block trades contributed 4.6% of the overall market turnover. Salvo Chemical Industry Limited (+5.6%) was the most traded share with a turnover of BDT 426 million.



Index	Closing	Opening	Point Δ	%Δ	YTD %Δ
DSEX	6,271.41	6,266.96	+4.45	+0.07%	-7.2%
DS30	2,212.59	2,213.45	-0.86	-0.04%	-12.6%
DSES	1,374.66	1,372.34	+2.32	+0.17%	-3.9%
CDSET	1,222.03	1,212.00	+10.03	+0.83%	-10.1%

	Advanced	Declined	Unchanged	Total
All Category	45	50	259	354
A Category (Equity)	37	38	165	240
B Category (Equity)	5	8	77	90
N Category (Equity)	1	3	5	9
Z Category (Equity)	2	1	12	15
Mutual Funds	0	0	20	20
Corporate Bonds	0	1	3	4
Treasury Bonds	0	0	0	0

* Based on Traded Scrips

		Today	Last Day	Daily %Δ
Mcap	Mn BDT	7,634,516	7,633,668	
	Mn USD	72,534	72,525	+0.0%
Turnover	Mn BDT	6,164	5,689	+8.4%
	Mn USD	59	54	
Volume	Mn Shares	97	86	+12.7%
	No. of Trade	130,157	105,616	+23.2%

* Average Interbank Exchange Rate is BDT 105.26 as of Dec 12, 2022

Fahim Hassan Research Associate (880) 1709636546 fahim.hassan@bracepl.com	Md. Tanvir Ahmed Research Associate (880) 1708805201 mtanvir.ahmed@bracepl.com
---	--

Figure: Sectorial Turnover (BDT)

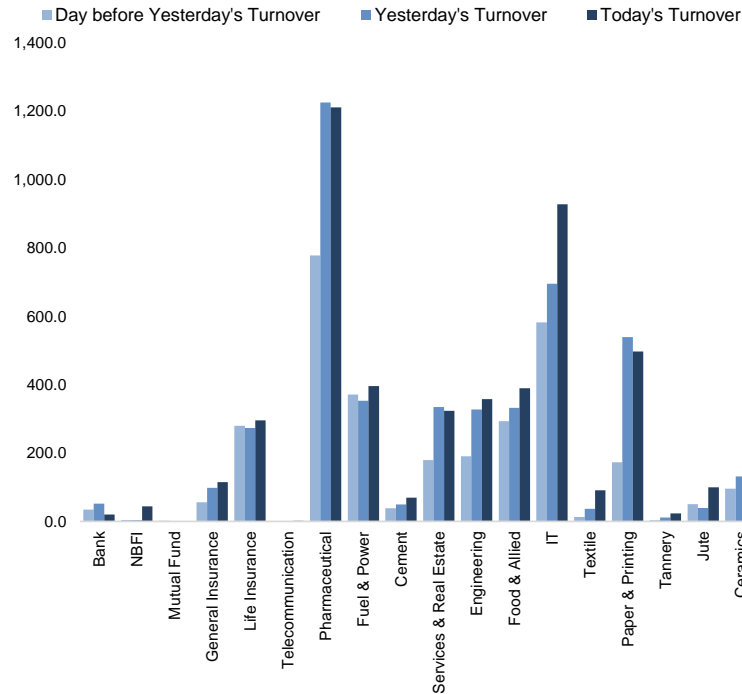
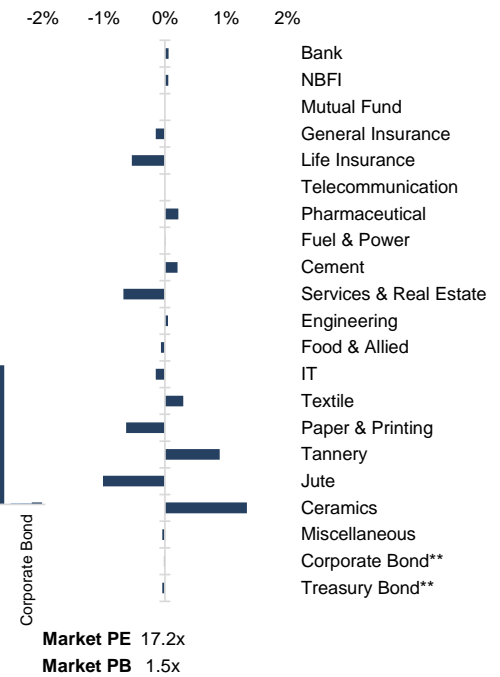


Figure: Sectorial Mcap Change



Sector Index	Closing	Opening	Points Δ	%Δ	No. of Companies	Mcap (BDT Mn)	% of Total Mcap	Turnover (BDT Mn)	% of Total Turnover	PE	PB	Top Twenty Market Cap	Mcap (BDT Mn)	% of Total Mcap	Turnover (BDT Mn)	PE	PB
Bank	1,430	1,429	+0.85	+0.06%	34	667,967	8.8%	20.4	0.4%	7.8x	0.7x	GP	386,996	8.6%	1.2	11.2x	9.1x
NBFI	1,922	1,921	+1.08	+0.06%	23	187,540	2.5%	44.4	0.8%	NM	4.5x	WALTONHIL	317,378	7.1%	5.3	35.7x	3.3x
Mutual Fund	854	854	-	-	37	38,610	0.5%	0.7	0.0%	NM	0.8x	BATBC	280,098	6.2%	1.7	16.8x	6.7x
General Insurance	3,198	3,203	-4.77	-0.15%	41	92,741	1.2%	114.7	2.1%	15.7x	1.5x	SQURPHARMA	185,977	4.1%	1.6	10.0x	1.7x
Life Insurance	2,500	2,513	-13.57	-0.54%	14	70,104	0.9%	295.5	5.4%	NM	NM	ROBI	157,138	3.5%	0.4	NM	2.4x
Telecommunication	4,946	4,946	-	-	3	580,232	7.6%	2.0	0.0%	15.4x	4.9x	RENATA	139,689	3.1%	0.2	28.1x	4.6x
Pharmaceutical	3,829	3,821	+8.46	+0.22%	33	733,660	9.6%	1,211.0	22.0%	18.9x	2.4x	UPGDCL	135,475	3.0%	0.1	13.6x	3.8x
Fuel & Power	1,701	1,700	+0.05	+0.00%	23	448,354	5.9%	395.9	7.2%	14.4x	1.1x	BEXIMCO	101,302	2.3%	0.9	8.2x	1.2x
Cement	2,325	2,321	+4.84	+0.21%	7	111,689	1.5%	69.2	1.3%	33.6x	2.5x	BERGERPBL	79,408	1.8%	5.7	25.8x	6.9x
Services & Real Estate	1,777	1,790	-12.14	-0.68%	8	70,226	0.9%	323.4	5.9%	39.7x	0.9x	MARICO	76,277	1.7%	0.3	21.3x	44.9x
Engineering	4,510	4,508	+2.35	+0.05%	42	529,472	6.9%	358.1	6.5%	35.4x	1.8x	ICB	74,119	1.6%	0.9	68.1x	1.6x
Food & Allied	21,337	21,351	-14.16	-0.07%	21	380,197	5.0%	389.5	7.1%	21.6x	7.4x	BEACONPHAR	69,762	1.6%	28.3	85.8x	11.3x
IT	3,211	3,216	-4.77	-0.15%	11	41,863	0.5%	927.8	16.9%	29.8x	2.9x	BXPBARMA	66,872	1.5%	20.3	13.1x	1.6x
Textile	1,636	1,631	+4.90	+0.30%	58	172,111	2.3%	90.9	1.7%	31.3x	1.0x	BRACBANK	57,619	1.3%	0.3	10.9x	1.0x
Paper & Printing	10,738	10,807	-68.57	-0.63%	6	41,374	0.5%	497.1	9.0%	46.5x	2.1x	ISLAMIBANK	52,808	1.2%	1.0	10.8x	0.8x
Tannery	3,109	3,082	+27.61	+0.90%	6	33,482	0.4%	23.6	0.4%	40.6x	3.1x	DUTCHBANGL	43,554	1.0%	0.9	7.4x	1.1x
Jute	15,112	15,266	-154.56	-1.01%	3	3,697	0.0%	100.1	1.8%	NM	130.4x	TITASGAS	40,459	0.9%	0.1	14.2x	0.5x
Ceramics	709	700	+9.38	+1.34%	5	32,799	0.4%	217.2	4.0%	34.2x	1.9x	POWERGRID	37,347	0.8%	0.1	38.5x	0.4x
Miscellaneous	4,098	4,100	-1.80	-0.04%	15	229,880	3.0%	406.8	7.4%	12.6x	1.8x	SUMITPOWER	36,308	0.8%	0.0	10.0x	0.9x
Corporate Bond**	91	91	-0.01	-0.02%	9	37,571	0.5%	5.5	0.1%	NM	NM	BSCCL	36,098	0.8%	0.4	14.9x	3.4x
Treasury Bond**	98	98	-0.04	-0.04%	250	3,115,963	40.9%	0.0	0.0%	NM	NM						

Top Ten Gainers	Close Price (BDT)	Δ%	Turnover (BDT Mn)	PE	PB
MONNOCERA	127.2	+9.9%	216.4	NM	1.5x
TAMIJTEX	195.1	+9.4%	29.8	29.0x	2.2x
KOHINOOOR	458.7	+8.7%	14.8	42.3x	8.4x
JUTESPINN	297.6	+8.7%	8.7	NM	NM
MONNOAGML	857.7	+7.5%	119.1	NM	4.9x
AMBEEPHA	579.7	+7.2%	37.0	NM	26.1x
SALVOCHEM	66.5	+5.6%	426.3	93.7x	4x
LRBDL	38.2	+5.5%	114.7	17.8x	1.0x
BDTHAIFOOD	52.2	+5.2%	114.6	NM	3.6x
ECABLES	193.9	+4.6%	22.3	NM	0.6x

Top Twenty Free Float Mcap	Free Float Mcap (BDT Mn)	% of Total Free Float Mcap	PE	PB
SQURPHARMA	121,685	7.2%	10.0x	1.7x
BATBC	74,086	4.4%	16.8x	6.7x
BEXIMCO	70,355	4.1%	8.2x	1.2x
RENATA	68,196	4.0%	28.1x	4.6x
BEACONPHAR	48,833	2.9%	85.8x	11.3x
BXPBARMA	46,690	2.8%	13.1x	1.6x
GP	38,700	2.3%	11.2x	9.1x
BRACBANK	30,976	1.8%	10.9x	1.0x
LHBL	26,663	1.6%	18.4x	4.1x
ISLAMIBANK	23,721	1.4%	10.8x	0.8x
NBL	19,116	1.1%	NM	0.6x
PUBALIBANK	18,948	1.1%	5.6x	0.6x
CITYBANK	17,615	1.0%	4.5x	0.8x
ROBI	15,714	0.9%	NM	2.4x
OLYMPIC	15,488	0.9%	20.3x	2.6x
ALARABANK	14,733	0.9%	14.7x	1.1x
BSRMLTD	14,417	0.8%	62.6x	0.7x
ORIONPHARM	14,118	0.8%	22.0x	1.0x
UPGDCL	13,547	0.8%	13.6x	3.8x
SUMITPOWER	13,358	0.8%	10.0x	0.9x

Most Traded Share	Close Price (BDT)	Δ%	Turnover (BDT Mn)	PE	PB
SALVOCHEM	66.5	+5.6%	426.3	93.7x	4.4x
INTRACO	43.8	-4.8%	245.3	35.5x	3.4x
GENEXIL	91.5	-0.8%	234.2	26.5x	5.1x
MONNOCERA	127.2	+9.9%	216.4	NM	1.5x
BPML	81.1	-1.1%	215.6	21.7x	1.1x
BSC	121.8	+0.5%	211.3	8.4x	1.6x
ORIONPHARM	88.7	-1.1%	193.4	22.0x	1.0x
AAMRANET	56.1	-2.6%	177.4	24.5x	1.6x
ADVENT	28.2	+1.1%	155.8	26.4x	1.9x
ITC	36.4	+4.0%	136.9	18.3x	2.1x

Top Ten Losers	Close Price (BDT)	Δ%	Turnover (BDT Mn)	PE	PB
INTRACO	43.8	-4.8%	245.3	35.5x	3.4x
PAPERPROC	217.8	-3.5%	75.8	46.2x	7x
SONALIANSH	495.4	-3.4%	86.4	NM	4.3x
PRAGATILIF	114.4	-3.1%	27.3	NM	NM
GEMINISEA	404.8	-2.9%	97.5	29.5x	22.0x
KDSALTD	82.3	-2.8%	41.3	33.2x	3.1x
AAMRANET	56.1	-2.6%	177.4	24.5x	1.6x
SINOBANGLA	62.8	-2.5%	45.0	33.9x	2.2x
CLICL	63.3	-2.3%	112.4	NM	NM
JMISMDL	261.5	-2.1%	30.4	77.8x	2.8x

Block Trade	Maximum Price (BDT)	Minimum Price (BDT)	No. of Trade	Quantity ('000)	Turnover (BDT Mn)
RENATA	1,218.0	1,141.8	11.0	123	148.54
SQURPHARMA	228.0	204.7	54.0	399	82.99
BEXIMCO	124.8	104.1	51.0	672	74.17
ORIONINFU	852.0	760.0	3.0	51	40.34
INTRACO	50.5	41.5	11.0	845	39.16
BATBC	480.0	479.8	17.0	67	32.08
BSC	117.5	117.5	1.0	230	27.03
SALVOCHEM	64.2	63.0	3.0	388	24.72
BSCCL	216.5	199.8	14.0	97	20.33
DOMINAGE	19.7	19.7	1.0	998	19.65

* NBFI Sector PE calculation methodology has been modified to reflect positive earnings only.
 ** The base of the Bond Index starts at 100, starting from Jan 13, 2022
 Similarly, Treasury Bond Index starts at 100, starting from Oct 10, 2022

Block Trade	Maximum Price (BDT)	Minimum Price (BDT)	Turnover (BDT Mn)	Quantity ('000)	No. of Trade	Important DSE News
RENATA	1,218.0	1,141.8	148.5	123	11	APSCLBOND The Trustee of APSCL Non-Convertible and Fully Redeemable Coupon Bearing Bond has approved Coupon rate 5.25% of the Bond for the third year second half period from July 05, 2022 to January 04, 2023. Record Date for entitlement of Coupon rate of the Bond: 04.01.2023.
SQURPHARMA	228.0	204.7	83.0	399	54	
BEXIMCO	124.8	104.1	74.2	672	51	BSRMLTD (Q1 Un-audited): Consolidated EPS was Tk. (5.51) for July-September 2022 as against Tk. 4.29 for July-September 2021; Consolidated NOCFPS was Tk. 4.27 for July-September 2022 as against Tk. 2.72 for July-September 2021. Consolidated NAV per share was Tk. 128.65 as on September 30, 2022 and Tk. 134.29 as on June 30, 2022.
ORIONINFU	852.0	760.0	40.3	51	3	
INTRACO	50.5	41.5	39.2	845	11	BSRMSTEEL (Q1 Un-audited): EPS was Tk. (0.93) for July-September 2022 as against Tk. 2.89 for July-September 2021; NOCFPS was Tk. (2.93) for July-September 2022 as against Tk. 4.29 for July-September 2021. NAV per share was Tk. 67.69 as on September 30, 2022 and Tk. 68.99 as on June 30, 2022.
BATBC	480.0	479.8	32.1	67	17	
BSC	117.5	117.5	27.0	230	1	CNW Trading of the shares of Islami Commercial Insurance Company Limited will commence at DSE from December 14, 2022 under 'N' category. DSE Trading Code for Islami Commercial Insurance Company Limited is " ICICL" and DSE Company Code is 25756.
SALVOCHEM	64.2	63.0	24.7	388	3	
BSCCL	216.5	199.8	20.3	97	14	
DOMINAGE	19.7	19.7	19.7	998	1	
MARICO	2,421.5	2,311.0	15.6	6	3	
SKICL	59.9	59.9	11.5	192	4	
BDTHAIFOOD	50.0	47.3	10.8	225	3	
UNIQUEHRL	54.9	54.9	8.2	150	1	
IBP	18.1	17.1	6.0	350	2	
LHBL	66.2	66.2	6.0	90	1	
GEMINISEA	421.0	406.2	5.8	14	2	
SAIFPOWER	27.0	26.8	5.5	206	8	
SEAPEARL	172.3	172.0	5.4	32	3	
AAMRATECH	48.0	48.0	4.8	101	1	
EHL	94.8	94.8	4.8	51	1	
BEACONPHAR	296.0	296.0	4.7	16	1	
Total			670.2		282	

Upcoming Corporate Events

DSE Ticker	Right Share	Dividend		Event	Date
		Stock	Cash		
Samata Leather Complex Ltd.	-	0.0%	0.0%	Record Date	15-Dec-22
Global Heavy Chemicals Limited	-	0.0%	2.0%	Record Date	18-Dec-22
Jamuna Oil Company Limited	-	0.0%	120.0%	Record Date	20-Dec-22
Fortune Shoes Limited	-	5.0%	0.0%	Record Date	21-Dec-22
Beach Hatchery Ltd.	-	0.0%	1.5%	Record Date	22-Dec-22
Yeakin Polymer Limited	-	0.0%	0.0%	Record Date	28-Dec-22
Wata Chemicals Limited	-	0.0%	20.0%	Record Date	29-Dec-22

Disclaimer: This report has been prepared by BRAC EPL Stock Brokerage Ltd and is provided for information purposes. It is not, under any circumstances, to be used or considered as an offer to sell, or a solicitation of any offer to buy. Reasonable care has been taken to ensure that the information is not untrue and misleading. BRAC EPL Stock Brokerage Ltd makes no representation or warranty as to the accuracy or completeness of such information. All opinions and estimates included in this report constitute our judgment as of this date and are subject to change without notice.