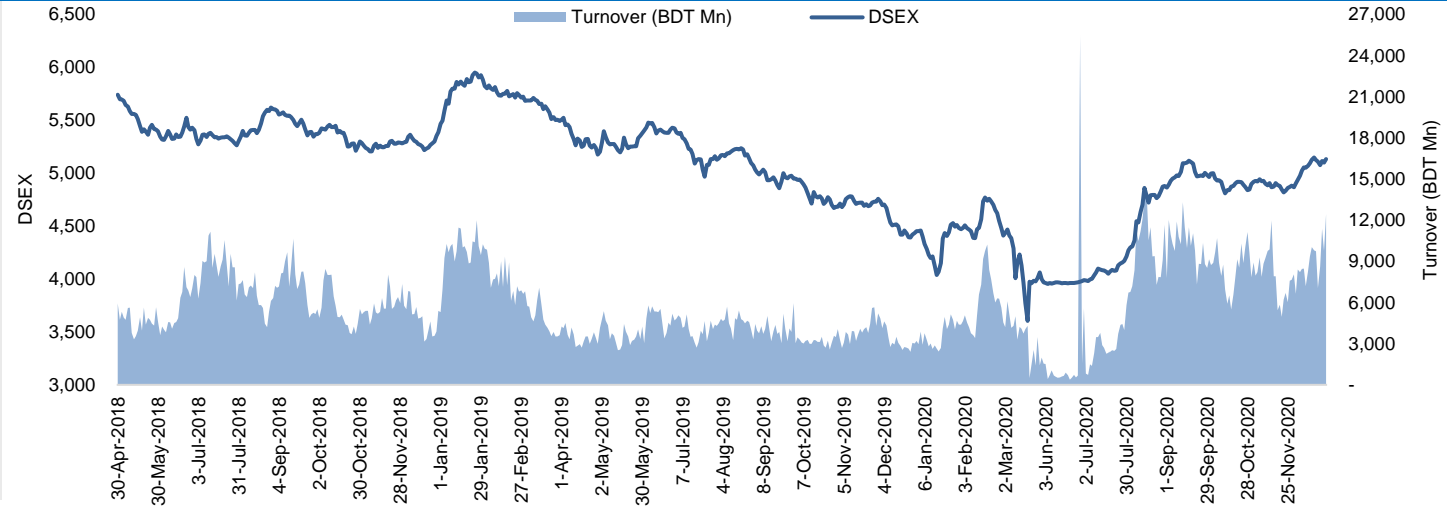


Daily Market Update

The market closed in green today. The benchmark index DSEX (+0.68%) gained 34.81 points and closed at 5,133.30. The blue-chip index DS30 (+1.31%), the Shariah-based index DSES (+0.70%), and the large-cap index CDSET (+1.22%) closed at 1,836.24, 1,186.30, and 1,060.96 points, respectively. All the large-cap sectors posted positive performance today except Food & Allied (-1.23%) and Engineering (-3.87%). Fuel & Power booked the highest gain of 1.57% followed by Pharmaceutical (+0.71%), NBFI (+0.19%), Telecommunication (+0.16%) and Bank (+0.11%), respectively. Block trades contributed 1.7% of the overall market turnover. Bangladesh Export Import Company Ltd. (+9.4%) was the most traded share with a turnover of BDT 1,355 million.



Index	Closing	Opening	Point Δ	%Δ	YTD %Δ
DSEX	5,133.30	5,098.49	+34.81	+0.68%	+15.3%
DS30	1,836.24	1,812.52	+23.71	+1.31%	+21.3%
DSES	1,186.30	1,178.00	+8.30	+0.70%	+18.7%
CDSET	1,060.96	1,048.15	+12.81	+1.22%	+17.9%

	Advanced	Declined	Unchanged	Total
All Category	94	170	91	355
A Category (Equity)	75	117	65	257
B Category (Equity)	13	29	15	57
N Category (Equity)	2	4	0	6
Z Category (Equity)	4	20	11	35
Mutual Funds	2	27	8	37
Corporate Bonds	2	0	0	2

	Today	Last Day	Daily %Δ	
Mcap	Mn BDT	4,126,808	4,130,335	-0.1%
	Mn USD	48,574	48,615	
Turnover	Mn BDT	12,449	9,755	+27.6%
	Mn USD	147	115	
Volume	Mn Shares	353	290	+21.7%
No. of Trade		207,097	174,421	+18.7%

Figure: Sectorial Turnover (BDT Mn)

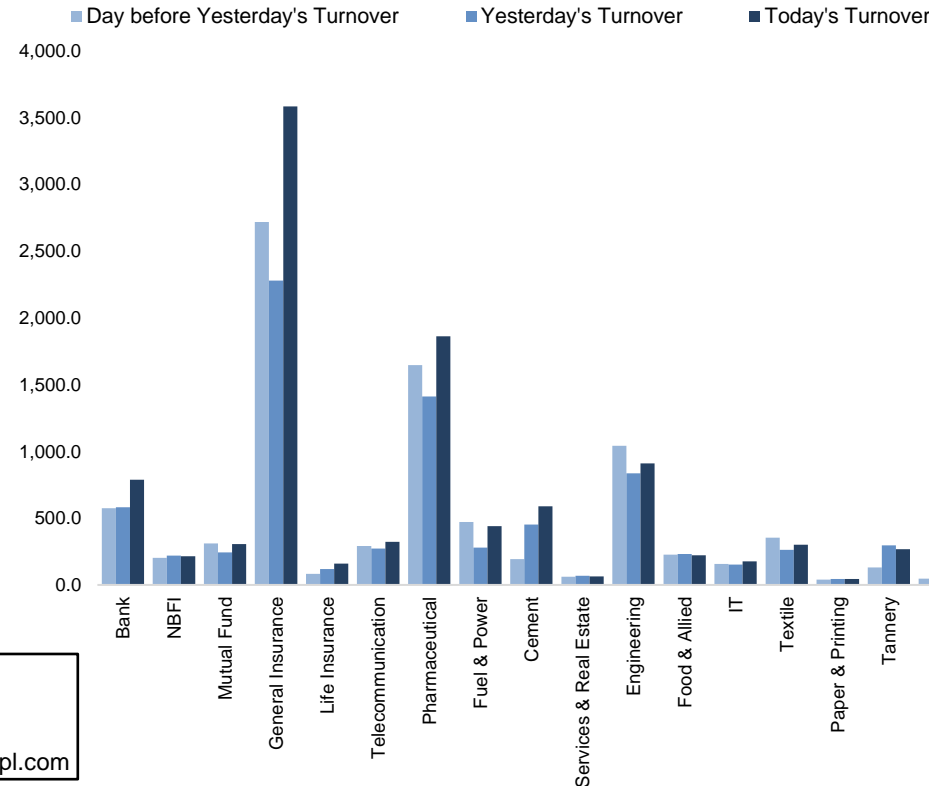
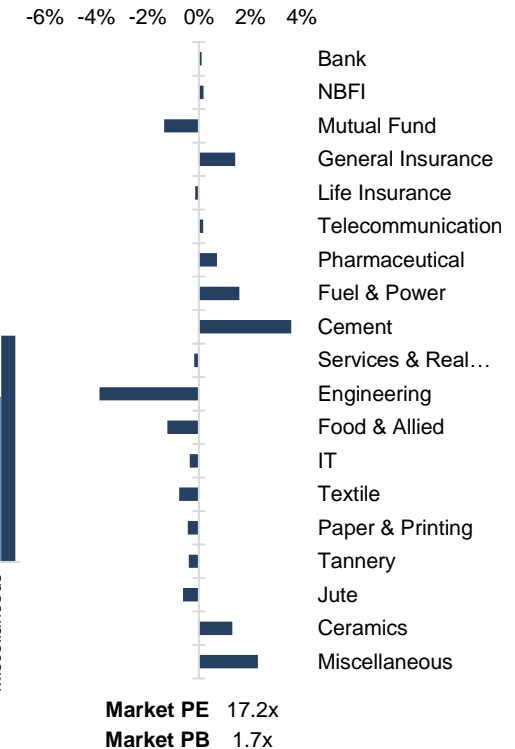


Figure: Sectorial Mcap Change



Md. Rafiqul Islam Research Associate (880) 1708805229 mrafiqulislam@bracepl.com	Md Mahirul Quddus Research Associate (880) 1709636546 mmahirul.quddus@bracepl.com
---	---

Sector Index	Closing	Opening	Points Δ	%Δ	No. of Companies	Mcap (BDT Mn)	% of Total Mcap	Turnover (BDT Mn)	% of Total Turnover	PE	PB	Top Twenty Market Cap	Mcap (BDT Mn)	% of Total Mcap	Turnover (BDT Mn)	PE	PB
Bank	1,336	1,335	+1.47	+0.11%	30	556,707	15.6%	788.1	6.4%	7.7x	0.7x	GP	455,321	12.8%	52.3	12.8x	10.8x
NBFI	1,770	1,767	+3.29	+0.19%	23	166,135	4.7%	215.6	1.8%	NM	2.8x	WALTONHIL	291,175	8.2%	227.4	42.9x	3.7x
Mutual Fund	914	926	-12.59	-1.36%	37	39,917	1.1%	306.2	2.5%	NM	0.8x	BATBC	194,094	5.4%	81.2	16.9x	5.2x
General Insurance	4,152	4,094	+57.80	+1.41%	37	102,370	2.9%	3,582.7	29.3%	22.2x	2.0x	SQRPHARMA	181,811	5.1%	230.0	13.0x	2.2x
Life Insurance	2,213	2,216	-3.14	-0.14%	12	59,893	1.7%	160.3	1.3%	NM	NM	UPGDCL	152,054	4.3%	208.0	21.5x	4.6x
Telecommunication	4,672	4,665	+7.61	+0.16%	2	480,370	13.5%	321.4	2.6%	13.1x	9.8x	RENATA	95,393	2.7%	9.4	23.8x	4.4x
Pharmaceutical	3,136	3,113	+22.10	+0.71%	31	563,389	15.8%	1,860.4	15.2%	19.9x	2.4x	BXPHARMA	75,884	2.1%	834.4	21.6x	2.3x
Fuel & Power	1,602	1,577	+24.80	+1.57%	20	416,383	11.7%	439.9	3.6%	12.2x	1.4x	ICB	69,381	1.9%	7.5	31.2x	1.6x
Cement	1,368	1,321	+47.51	+3.60%	7	85,888	2.4%	588.4	4.8%	34.3x	2.1x	MARICO	65,580	1.8%	49.4	22.5x	41.2x
Services & Real Estate	1,024	1,026	-1.80	-0.18%	9	42,050	1.2%	64.2	0.5%	88.1x	0.9x	BERGERPBL	64,706	1.8%	5.8	29.0x	7.3x
Engineering	3,536	3,678	-142.46	-3.87%	41	446,807	12.5%	908.6	7.4%	36.6x	2.0x	BRACBANK	57,013	1.6%	30.6	13.4x	1.3x
Food & Allied	13,824	13,997	-172.21	-1.23%	18	283,298	8.0%	222.0	1.8%	22.4x	6.2x	LHBL	52,494	1.5%	475.9	25.4x	3.1x
IT	2,252	2,260	-8.04	-0.36%	10	24,907	0.7%	177.2	1.4%	24.3x	2.1x	ISLAMIBANK	42,987	1.2%	6.9	7.6x	0.7x
Textile	1,056	1,064	-8.13	-0.76%	56	108,564	3.0%	301.5	2.5%	324.9x	0.7x	SUMITPOWER	41,540	1.2%	19.9	7.7x	1.2x
Paper & Printing	5,246	5,269	-22.98	-0.44%	4	14,872	0.4%	44.5	0.4%	61.2x	1.1x	BEXIMCO	36,893	1.0%	1,354.9	82.5x	0.6x
Tannery	1,750	1,757	-6.84	-0.39%	6	19,004	0.5%	267.7	2.2%	NM	1.8x	OLYMPIC	36,169	1.0%	9.1	17.9x	4.4x
Jute	9,897	9,958	-60.89	-0.61%	3	2,329	0.1%	44.9	0.4%	NM	12.0x	UNILEVERCL	36,127	1.0%	44.1	39.2x	25.6x
Ceramics	459	453	+5.93	+1.31%	5	23,662	0.7%	249.6	2.0%	59.2x	1.6x	DUTCHBANGL	35,365	1.0%	9.7	7.7x	1.2x
Miscellaneous	2,257	2,207	+50.67	+2.30%	13	125,954	3.5%	1,692.7	13.8%	40.0x	1.4x	TITASGAS	30,468	0.9%	15.8	8.6x	0.4x
												NATLIFEINS	29,247	0.8%	45.9	NM	NM

Top Ten Gainers	Close Price (BDT)	Δ%	Turnover (BDT Mn)	PE	PB
SPCERAMICS	28.6	+10.0%	199.6	NM	1.0x
PHENIXINS	46.7	+9.9%	189.4	22.8x	1.3x
ARAMITCEM	16.7	+9.9%	2.5	NM	0.7x
BGIC	44.6	+9.9%	167.9	34.8x	2.3x
CRYSTALINS	24.7	+9.8%	0.0	12.2x	1.3x
BEXIMCO	42.1	+9.4%	1,354.9	82.5x	0.6x
PIONEERINS	79.3	+8.2%	193.3	10.7x	1.7x
NFML	24.4	+6.6%	180.3	84.7x	2.0x
LHBL	45.2	+6.1%	475.9	25.4x	3.1x
JMISMDL	385.0	+5.5%	130.4	88.5x	3.2x

Top Twenty Free Float Mcap	Free Float Mcap (BDT Mn)	% of Total Free Float Mcap	PE	PB
SQRPHARMA	118,959	8.9%	13.0x	2.2x
BXPHARMA	65,875	4.9%	21.6x	2.3x
BATBC	51,338	3.8%	16.9x	5.2x
RENATA	46,571	3.5%	23.8x	4.4x
GP	45,532	3.4%	12.8x	10.8x
BRACBANK	31,762	2.4%	13.4x	1.3x
OLYMPIC	26,139	1.9%	17.9x	4.4x
BEXIMCO	25,622	1.9%	82.5x	0.6x
ISLAMIBANK	20,926	1.6%	7.6x	0.7x
EBL	19,271	1.4%	6.9x	1.0x
LHBL	18,541	1.4%	25.4x	3.1x
CITYBANK	17,729	1.3%	7.9x	0.9x
PUBALIBANK	17,471	1.3%	10.7x	0.7x
SUMITPOWER	15,283	1.1%	7.7x	1.2x
UPGDCL	15,205	1.1%	21.5x	4.6x
NBL	14,390	1.1%	5.8x	0.4x
ALARABANK	13,492	1.0%	6.4x	1.0x
IFIC	12,989	1.0%	11.0x	0.7x
BEACONPHAR	12,111	0.9%	43.5x	3.7x
NATLIFEINS	11,722	0.9%	NM	NM

Most Traded Share	Close Price (BDT)	Δ%	Turnover (BDT Mn)	PE	PB
BEXIMCO	42.1	+9.4%	1,354.9	82.5x	0.6x
BXPHARMA	170.1	+4.0%	834.4	21.6x	2.3x
LHBL	45.2	+6.1%	475.9	25.4x	3.1x
IFIC	12.7	+3.3%	457.5	11.0x	0.7x
REPUBLIC	59.3	+3.1%	322.8	28.7x	3.6x
ORIONPHARM	55.7	+4.7%	282.1	19.6x	0.8x
RUPALIINS	46.0	-1.7%	274.5	26.2x	2.2x
BSCCL	151.9	+5.0%	269.2	26.2x	3.7x
FORTUNE	22.6	-1.7%	260.5	29.7x	1.7x
SQRPHARMA	205.1	+1.1%	230.0	13.0x	2.2x

Top Ten Losers	Close Price (BDT)	Δ%	Turnover (BDT Mn)	PE	PB
SHYAMPSUG	56.0	-6.5%	1.2	NM	NM
GQBALLPEN	147.0	-6.5%	16.0	NM	1.1x
DOMINAGE	34.1	-6.3%	121.5	12.7x	1.7x
WALTONHIL	961.2	-5.9%	227.4	42.9x	3.7x
ICB3RDNRB	5.8	-4.9%	7.7	NM	1.0x
BDWELDING	19.4	-4.9%	5.4	NM	1.7x
AL-HAJTEX	32.8	-4.7%	3.8	NM	4.0x
FINEFOODS	64.7	-4.3%	16.8	NM	6.0x
PEOPLESINS	50.9	-4.0%	160.6	20.4x	1.8x
ZAHINTEX	4.9	-3.9%	1.2	NM	0.3x

Block Trade	Maximum Price (BDT)	Minimum Price (BDT)	Turnover (BDT Mn)	Quantity ('000)	No. of
ADVENT	20.7	20.6	2.1	101	4
BARKAPOWERS	27.9	27.9	2.8	101	1
BATBC	1090	1090	1.1	1	1
BEACONPHAR	79	79	0.6	7	1
BGIC	42	42	0.8	20	1
BSCCL	144	144	16.8	117	4
BSRMLTD	64	64	6.4	100	1
BXPHARMA	171	171	49.8	291	1
CENTRALINS	56	56	1.1	20	1
CONTININS	51.5	51.5	0.5	10	1

Block Trade	Maximum Price (BDT)	Minimum Price (BDT)	Turnover (BDT Mn)	Quantity ('000)	No. of Trade
MAKSONSPIN	8.6	8.6	3.7	434	1
MONNOAGML	740	740	1.6	2	1
NFML	22.9	22.9	3.4	150	1
ORIONPHARM	52.7	52.7	2.6	50	2
PEOPLESINS	53.9	53	3.0	57	2
PHENIXINS	46.7	45	7.8	168	7
PHOENIXFIN	26.5	26.5	1.3	49	1
PRAGATILIF	80	79.5	3.8	47	4
PROVATIINS	86	86	0.5	6	1
RDFOOD	16.3	16.3	1.6	100	1
RENATA	1078	1078	10.0	9	1
RUPALIINS	47.7	43.5	2.0	42	2
SAIFPOWER	15.8	15.8	1.6	100	1
SEAPEARL	71.4	71.2	1.8	25	2
SILVAPHL	20.1	20.1	1.0	50	1
SKTRIMS	56.5	56	22.9	406	2
SPCERAMICS	23.5	23.5	0.7	30	1
SPCL	72	72	6.5	90	1
SQURPHARMA	220.6	220.6	11.0	50	1
SSSTEEL	15.1	14.9	32.5	2,166	3
UPGDCL	275.4	274.1	6.9	25	2
YPL	13.3	12.5	4.4	333	2
Total			212.6		56

Upcoming Corporate Events

DSE Ticker	Right Share	Dividend		Event	Date
		Stock	Cash		
DOREENPWR	-	10.0%	10.0%	Record Date	26-Dec-20

Upcoming IPOs

Company Name	Event	Opening Date	Closing Date
Mir Akhter Hossain Ltd	Subscription	24-12-20	30-12-20
Taufika Foods and Agro	Subscription	03-01-21	07-01-21
eGeneration Limited	Subscription	12-01-21	18-01-21

Disclaimer: This report has been prepared by BRAC EPL Stock Brokerage Ltd and is provided for information purposes. It is not, under any circumstances, to be used or considered as an offer to sell, or a solicitation of any offer to buy. Reasonable care has been taken to ensure that the information is not untrue and misleading. BRAC EPL Stock Brokerage Ltd makes no representation or warranty as to the accuracy or completeness of such information. All opinions and estimates included in this report constitute our judgment as of this date and are subject to change without notice.

Important DSE News

GQBALLPEN

(Q1 Un-audited): EPS was Tk. (4.72) for July-September 2020 as against Tk. (0.48) for July-September 2019; NOCFPS was Tk. (0.80) for July-September 2020 as against Tk. (0.64) for July-September 2019. NAV per share was Tk. 133.43 as on September 30, 2020 and Tk. 134.21 as on June 30, 2020.

BDFINANCE

The Company has informed that the Board of Directors of the Company has decided to change Memorandum of Association and Articles of Association in connection with changing the company name and opening Islamic Shariah Based wing as per the guideline of Bangladesh Bank. For this purpose, the Company will hold an EGM. Date of EGM: 15.02.2021, Time 11:00 AM, Venue: Digital Platform. Record date: 20.01.2021.

CNW

Trading of the shares of Robi Axiata Limited will commence at DSE from December 24, 2020 under 'N' category. DSE Trading Code for Robi Axiata Limited is "ROBI" and DSE Company Code is 27003.

Robi Axiata Limited: (Q3): As per un-audited Q3 consolidated financial statements, profit after tax is Tk. 388.85 million and basic EPS of Tk. 0.08 for the 3 (three) months (July-September 2020) period ended on 30 September 2020 against profit after tax of Tk. 1,706.72 million and basic EPS of Tk. 0.36 for the same period of the previous year. However, Post-IPO basic EPS for the 3 (three) months (July-September 2020) period ended on 30 September 2020 would be Tk. 0.07. Moreover, profit after tax is Tk. 1,160.32 million and basic EPS of Tk. 0.25 for the 9 (nine) months (January-September 2020) period ended on 30 September 2020 against profit after tax of Tk. 1,138.56 million and basic EPS of Tk. 0.24 for the same period of the previous year. However, Post-IPO EPS would be Tk. 0.22 for 9 (nine) months (January-September 2020) period ended on 30 September 2020. Pre-IPO Net Asset Value (NAV) per share (considering Pre-IPO paid up shares) is Tk. 12.83 as on 30 September 2020 and the same is Tk. 12.55 (considering Post-IPO paid up shares). Pre-IPO weighted average paid-up number of shares for 3 (three) months (July-September 2020) and 9 (nine) months (January-September 2020) period ended on 30 September 2020 was 4,714,140,001 which was same for the same period of the previous year and Post-IPO paid-up number of shares would be 5,237,933,335.

FAMILYTEX

The auditor of the Familytex (BD) Limited Limited has given the "Emphasis of Matter" paragraphs in the Auditor's Report for the year ended on 30 June 2020. Emphasis of Matter: Without qualifying our opinion, we would like to draw attention on the following matters as disclosed in the financial statements: a) As referred in note no. 6 in the financial statements, "inventories" were carried at taka 1,513,351,257.00 at the reporting date. Inventory valuation along with physical verification was performed at the reporting date by management of the company by taking into account of obsolete and damaged items. b) As reported in note no. 7 in the financial statements, "Trade and Other Receivables" balances stood at taka 1,490,295,972.00 as on 30 June 2020. Since these balances of outstanding trade receivables were all created against sales, the management of the company considered all such balances as secured and good for realization. And, no provision for doubtful or bad debts was considered to be recognised in the financial statements. c) As disclosed in the financial statements, the company has incurred significant amount of recurring net losses consecutively for few years. This continuous deteriorating trend in financial performance from operating activities has also resulted in negative operating cash flows over the same period. However, the management informed that not utilization of full capacity and not getting expected price level, performance beneath positive. The management also informed that due to the ongoing pandemic caused by COVID-19 the business performance of the company was not satisfactory. Further we feel that this is high time to take necessary steps to arrest the trend of continuing losses.

PRIMEFIN

The Company has been placed in 'B' category from existing 'Z' category with effect from December 24, 2020 as the Company has approved 2% cash dividend for the year ended on December 31, 2019.

SAMATALETH

The auditor of the Samata Leather Complex Ltd has given the "Adverse Opinion" paragraphs in the Auditor's Report for the year ended on 30 June 2020. Adverse Opinion: Basis for Adverse Opinion: 01. Sales, as disclosed in note # 19, amounting to Tk. 75,558,009 out of which Tk.

23,739,291 is not supported by evidence. Moreover, the total sale is also not supported by VAT return (Mushak 9.1). 02. Cost of goods sold includes purchase raw materials, chemicals and stock & Spares of Tk. 40,036,456, Tk 2,777,525, and Tk. 2,520,100 respectively against which we were not provided with supporting documents. 03. Inventory comprises closing stock of raw materials, Work in progress, finished goods and others amounting to Tk. 12,775,184 against which we did not find any itemized list with unit price. As such, the balance remained unverified. 04. Charges of depreciation on addition of fixed assets has not been properly calculated in accordance with para 55 of IAS 16. Moreover, depreciation on revalued assets has been adjusted with revaluation reserve rather charging in profit or loss account. In doing so, depreciation has been understated by Tk. 1,252,704 and profit & EPS has been overstated to the extent. 05. Annual transfer of revaluation reserve to retained earnings on the difference between depreciation based on the revalued carrying amount of the asset and depreciation based on the asset's original cost has not been made in accordance with para 41 of IAS 16. 06. Deferred tax liability as disclosed in note # 14 amounting to Tk. 3,921,279 has not been properly calculated in accordance with para 15 of IAS 12 "Income Taxes". Moreover, the company has recognised the deferred tax for the first time in the financial statements but retrospective adjustment as required by para 22 of IAS 8 has not been done. Furthermore, third statement financial position as required by para 40A of IAS 1 has not been presented. 07. Statement of cash flows has not been properly calculated in accordance with IAS 7 as such Net Operating Cash Flow per share (NOCFPS) as disclosed in the statement has been overstated. accordance with para 81(C) of IAS 12. 10. It is apparent from the statement of comprehensive income that the company made export sale during the year. But effects of changes in foreign exchange rates has not been made in the financial statements in accordance with para 28 of IAS 21. 11. Without paying instalment against land amounting to Tk. 1,818,000 the amount has been recognised as advance instalment against land by crediting liability. 12. Disclosures regarding the calculation of Net Asset Value (NAV) per share and Net Operating Cash Flow (NOCF) per share as required by BSEC notification no. BSEC/CMRRCD/2006-158/208/admin/81 dated 20 June 2018 has not been provided in notes to the financial statements Provision for lifetime expected credit loss on debtors has not been made as required by para 5.5.15 of IFRS 9. 14. Para 31 and 34 of IAS 16 for sufficient regularity and frequency of revaluation respectively has not been complied.

Disclaimer: This report has been prepared by BRAC EPL Stock Brokerage Ltd and is provided for information purposes. It is not, under any circumstances, to be used or considered as an offer to sell, or a solicitation of any offer to buy. Reasonable care has been taken to ensure that the information is not untrue and misleading. BRAC EPL Stock Brokerage Ltd makes no representation or warranty as to the accuracy or completeness of such information. All opinions and estimates included in this report constitute our judgment as of this date and are subject to change without notice.