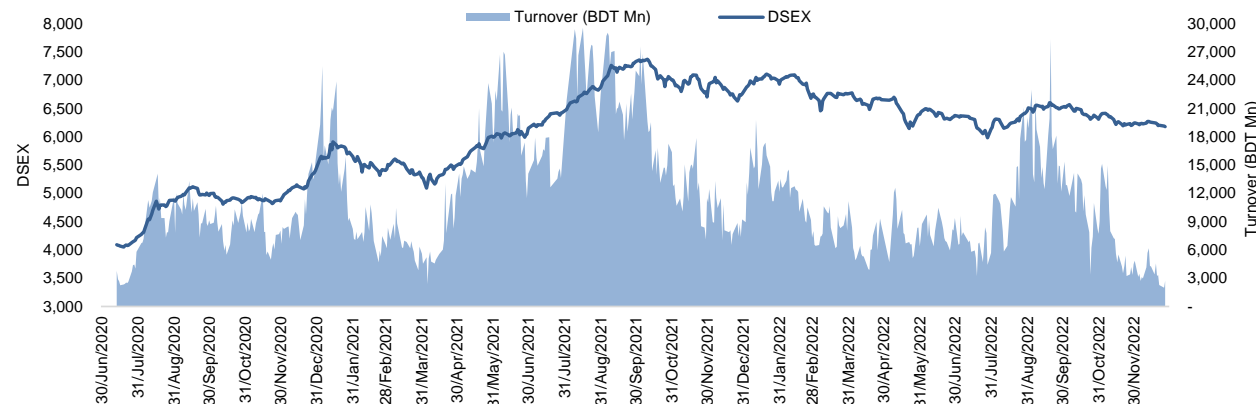


Daily Market Update

The market closed in red today. The benchmark index DSEX (-0.15%) lost 9.42 points and closed at 6,180.27. The blue-chip index DS30 (+0.02%), the Shariah-based index DSES (-0.13%), and the large-cap index CDSET (+0.85%) closed at 2,191.45, 1,352.35, and 1,213.25 points, respectively. Most of the large-cap sectors posted negative performance today. Pharmaceutical experienced the highest loss of 0.16% followed by Fuel & Power (-0.07%), Food & Allied (-0.07%), Bank (-0.05%), Engineering (-0.03%), Telecommunication (0.00%), and NBF1 (+0.06%), respectively. Block trades contributed 5.7% of the overall market turnover. Intraco Refueling Station Limited (-6.6%) was the most traded share with a turnover of BDT 128 million.



Index	Closing	Opening	Point Δ	%Δ	YTD %Δ
DSEX	6,180.27	6,189.70	-9.42	-0.15%	-8.5%
DS30	2,191.45	2,191.01	+0.44	+0.02%	-13.5%
DSES	1,352.35	1,354.12	-1.78	-0.13%	-5.5%
CDSET	1,213.25	1,203.08	+10.17	+0.85%	-10.7%

	Advanced	Declined	Unchanged	Total
All Category	17	137	162	316
A Category (Equity)	10	79	119	208
B Category (Equity)	5	43	34	82
N Category (Equity)	2	4	2	8
Z Category (Equity)	0	11	7	18
Mutual Funds	1	4	11	16
Corporate Bonds	0	0	1	1
Treasury Bonds	0	0	0	0

* Based on Traded Scrips

		Today	Last Day	Daily %Δ
Mcap	Mn BDT	7,597,669	7,602,541	-0.1%
	Mn USD	74,091	74,139	
Turnover	Mn BDT	2,696	1,988	+35.6%
	Mn USD	26	19	
Volume	Mn Shares	32	32	+0.3%
No. of Trade		40,734	51,289	-20.6%

* Average Interbank Exchange Rate is BDT 102.55 as of Dec 26, 2022

Fahim Hassan Research Associate (880) 1709636546 fahim.hassan@bracepl.com	Md. Tanvir Ahmed Research Associate (880) 1708805201 mtanvir.ahmed@bracepl.com
---	--

Figure: Sectorial Turnover (BDT Mn)

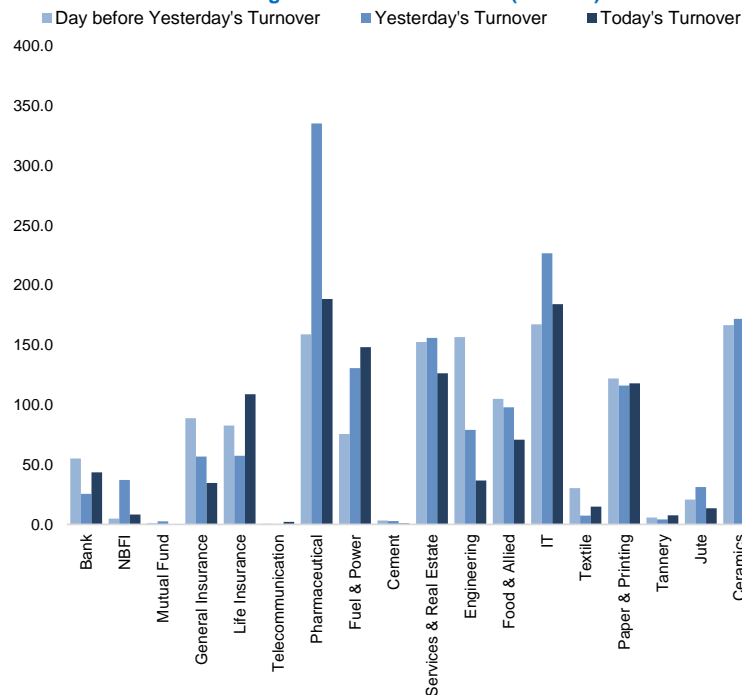
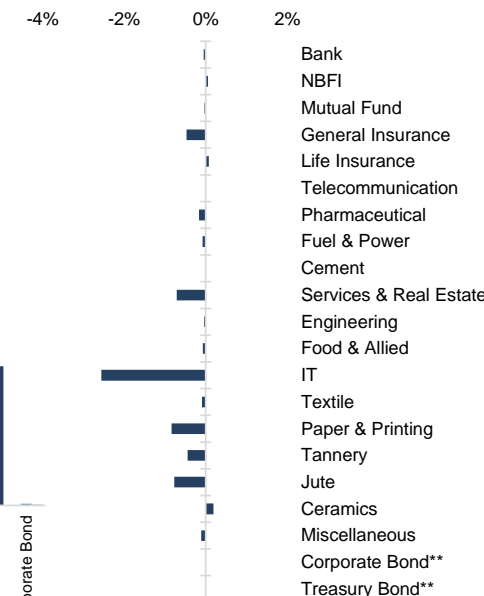


Figure: Sectorial Mcap Change



Market PE 17.1x

Market PB 1.5x

Sector Index	Closing	Opening	Points Δ	%Δ	No. of Companies	Mcap (BDT Mn)	% of Total Mcap	Turnover (BDT Mn)	% of Total Turnover	PE	PB	Top Twenty Market Cap	Mcap (BDT Mn)	% of Total Mcap	Turnover (BDT Mn)	PE	PB
Bank	1,425	1,426	-0.67	-0.05%	34	665,776	8.8%	43.5	3.4%	7.7x	0.7x	GP	386,996	8.7%	2.0	11.2x	9.1x
NBFI	1,927	1,926	+1.14	+0.06%	23	187,980	2.5%	8.3	0.6%	NM	4.5x	WALTONHIL	317,378	7.1%	0.0	35.7x	3.3x
Mutual Fund	853	853	-0.24	-0.03%	37	38,562	0.5%	0.3	0.0%	NM	0.8x	BATBC	280,098	6.3%	2.8	16.8x	6.7x
General Insurance	3,163	3,178	-14.87	-0.47%	42	92,314	1.2%	34.5	2.7%	15.5x	1.5x	SQURPHARMA	185,977	4.2%	1.0	10.0x	1.7x
Life Insurance	2,479	2,477	+1.86	+0.07%	14	69,514	0.9%	108.8	8.4%	NM	NM	ROBI	157,138	3.5%	0.1	NM	2.4x
Telecommunication	4,946	4,946	-	-	3	580,232	7.6%	2.1	0.2%	15.4x	4.9x	RENATA	139,689	3.1%	0.4	28.1x	4.6x
Pharmaceutical	3,726	3,732	-6.03	-0.16%	33	713,808	9.4%	188.4	14.6%	18.4x	2.4x	UPGDCL	135,475	3.0%	0.6	13.6x	3.8x
Fuel & Power	1,693	1,694	-1.26	-0.07%	23	446,400	5.9%	148.1	11.4%	14.4x	1.1x	BEXIMCO	101,302	2.3%	0.0	8.2x	1.2x
Cement	2,319	2,320	-0.31	-0.01%	7	111,395	1.5%	0.7	0.1%	33.5x	2.5x	BERGERPBL	79,445	1.8%	10.0	25.8x	6.9x
Services & Real Estate	1,741	1,754	-12.50	-0.71%	8	68,802	0.9%	126.2	9.8%	38.9x	0.9x	MARICO	76,277	1.7%	0.0	21.3x	44.9x
Engineering	4,497	4,498	-1.53	-0.03%	42	527,745	6.9%	36.7	2.8%	38.6x	1.8x	ICB	74,119	1.7%	0.0	68.1x	1.6x
Food & Allied	21,171	21,186	-15.01	-0.07%	21	377,241	5.0%	70.8	5.5%	21.4x	7.4x	BEACONPHAR	65,904	1.5%	23.2	81.1x	10.7x
IT	2,868	2,943	-75.28	-2.56%	11	37,391	0.5%	184.0	14.2%	26.6x	2.6x	BXPBARMA	65,222	1.5%	4.0	12.8x	1.6x
Textile	1,625	1,626	-1.49	-0.09%	58	170,893	2.2%	14.9	1.1%	31.1x	1.0x	BRACBANK	57,619	1.3%	0.2	10.9x	1.0x
Paper & Printing	10,091	10,177	-85.38	-0.84%	6	38,881	0.5%	118.0	9.1%	43.7x	2.0x	ISLAMIBANK	53,130	1.2%	7.3	10.8x	0.8x
Tannery	3,082	3,096	-13.64	-0.44%	6	32,554	0.4%	7.6	0.6%	39.5x	3.0x	DUTCHBANGL	43,554	1.0%	0.0	7.4x	1.1x
Jute	14,807	14,922	-115.11	-0.77%	3	3,622	0.0%	13.6	1.0%	NM	127.8x	TITASGAS	40,459	0.9%	0.1	14.2x	0.5x
Ceramics	705	703	+1.35	+0.19%	5	32,598	0.4%	70.8	5.5%	34.1x	1.9x	POWERGRID	37,347	0.8%	0.0	38.5x	0.4x
Miscellaneous	4,047	4,051	-4.45	-0.11%	15	227,002	3.0%	116.4	9.0%	12.4x	1.8x	SUMITPOWER	36,308	0.8%	0.1	10.0x	0.9x
Corporate Bond**	88	88	-	-	9	36,379	0.5%	0.6	0.0%	NM	NM	BSCCL	36,098	0.8%	0.0	14.9x	3.4x
Treasury Bond**	98	98	+0.00	+0.00%	252	3,140,947	41.3%	0.0	0.0%	NM	NM						

Top Ten Gainers	Close Price (BDT)	Δ%	Turnover (BDT Mn)	PE	PB	Top Twenty Free Float Mcap	Free Float Mcap (BDT Mn)	% of Total Free Float Mcap	PE	PB	Most Traded Share	Close Price (BDT)	Δ%	Turnover (BDT Mn)	PE	PB
ICICL	23.3	+9.9%	0.0	25.8x	1.5x	SQURPHARMA	121,685	7.3%	10.0x	1.7x	INTRACO	38.2	-6.6%	128.3	30.9x	3.0x
UNIONCAP	9.8	+6.5%	3.1	NM	NM	BATBC	74,086	4.4%	16.8x	6.7x	BPML	70.7	-1.7%	85.7	19.0x	0.9x
PRAGATILIF	119.6	+4.2%	84.5	NM	NM	BEXIMCO	70,355	4.2%	8.2x	1.2x	BSC	109.6	-1.5%	85.2	7.6x	1.4x
ILFSL	6.2	+1.6%	0.3	NM	NM	RENATA	68,196	4.1%	28.1x	4.6x	PRAGATILIF	119.6	+4.2%	84.5	NM	NM
MONNOCERA	122.3	+1.6%	70.7	NM	1.5x	BEACONPHAR	46,133	2.8%	81.1x	10.7x	GENEXIL	75.4	-4.3%	78.6	21.8x	4.2x
AIBL1STIMF	7.4	+1.4%	0.1	NM	0.8x	BXPBARMA	45,538	2.7%	12.8x	1.6x	MONNOCERA	122.3	+1.6%	70.7	NM	1.5x
METROSPIN	42.6	+1.2%	12.6	45.6x	2x	GP	38,700	2.3%	11.2x	9.1x	ORIONINFU	446.0	-8.7%	49.5	NM	30.1x
DGIC	30.1	+1.0%	2.2	22.5x	2.6x	BRACBANK	30,976	1.9%	10.9x	1.0x	SEAPEARL	186.4	-0.1%	49.1	69.0x	14.3x
BENGALWTL	27.9	+0.7%	5.3	54.7x	1.1x	LHBL	26,581	1.6%	18.4x	4.1x	ORIONPHARM	79.8	+0.3%	43.2	19.8x	0.9x
JHRML	70.9	+0.6%	18.2	21.3x	2.3x	ISLAMIBANK	23,866	1.4%	10.8x	0.8x	ADNTEL	111.4	-3.5%	42.3	37.5x	3.9x

Top Ten Losers	Close Price (BDT)	Δ%	Turnover (BDT Mn)	PE	PB	Block Trade	Maximum Price (BDT)	Minimum Price (BDT)	No. of Trade	Quantity ('000)	Turnover (BDT Mn)
ORIONINFU	446.0	-8.7%	49.5	NM	30.1x	BXPBARMA	149.9	146.2	3.0	5,530	809.97
INTRACO	38.2	-6.6%	128.3	30.9x	3x	RENATA	1,222.0	1,141.8	12.0	181	220.49
NAVANAPHAR	69.9	-4.9%	33.5	18.6x	1.5x	SONALIPAPR	640.0	600.0	3.0	148	91.03
GENEXIL	75.4	-4.3%	78.6	21.8x	4.2x	ADNTEL	122.2	117.5	2.0	415	50.08
EGEN	47.7	-3.8%	5.0	33.1x	2.2x	INTRACO	44.8	41.0	7.0	500	21.58
MONOSPOOL	265.9	-3.5%	26.2	39.7x	5.7x	NAVANAPHAR	80.3	77.9	16.0	258	20.56
ADNTEL	111.4	-3.5%	42.3	37.5x	3.9x	ANWARGALV	205.0	205.0	1.0	87	17.84
AAMRANET	46.9	-3.3%	29.7	20.5x	1.3x	BEACONPHAR	260.1	260.1	1.0	67	17.43
GEMINISEA	347.8	-3.0%	28.7	25.4x	18.9x	SINGERBD	140.0	137.0	4.0	96	13.40
BDTHAIFOOD	48.3	-2.4%	11.9	NM	3.3x	MARICO	2,360.0	2,340.0	7.0	5	12.90

* NBFI Sector PE calculation methodology has been modified to reflect positive earnings only.

** The base of the Bond Index starts at 100, starting from Jan 13, 2022

Similarly, Treasury Bond Index starts at 100, starting from Oct 10, 2022

Block Trade	Maximum Price (BDT)	Minimum Price (BDT)	Turnover (BDT Mn)	Quantity ('000)	No. of Trade
BXPHERMA	149.9	146.2	810.0	5,530	3
RENATA	1,222.0	1,141.8	220.5	181	12
SONALIPAPR	640.0	600.0	91.0	148	3
ADNTEL	122.2	117.5	50.1	415	2
INTRACO	44.8	41.0	21.6	500	7
NAVANAPHAR	80.3	77.9	20.6	258	16
ANWARGALV	205.0	205.0	17.8	87	1
BEACONPHAR	260.1	260.1	17.4	67	1
SINGERBD	140.0	137.0	13.4	96	4
MARICO	2,360.0	2,340.0	12.9	5	7
AIL	53.4	53.4	9.7	182	2
IBP	18.4	18.4	9.2	500	1
EHL	81.6	81.6	8.6	105	1
PTL	82.0	69.3	8.0	99	2
YPL	20.9	18.9	7.3	351	2
SONALILIFE	63.9	59.0	5.2	87	2
GP	265.0	262.4	5.0	19	8
CENTRALINS	36.3	36.3	4.4	120	1
MPETROLEUM	199.0	190.0	4.3	22	3
SALVOCHEM	61.3	61.3	4.2	69	2
KDSALTD	80.0	77.0	4.2	54	3
BEACHHATCH	41.9	41.9	4.2	101	2
Total			1,401.8		155

Important DSE News
ORIONINFU

Refer to their earlier news disseminated by DSE on 14.11.2022 regarding Dividend Declaration, the company has further informed that the decision regarding raising of paid-up capital through issuance of 10% stock dividend for the year ended June 30, 2022 has been rejected by Bangladesh Securities and Exchange Commission. The company has also informed BSEC has advised that for the interest of the investors the company may declare additional 10% cash dividend instead of 10% bonus shares, if permitted by related laws, rules & regulations. Referring to letter from Bangladesh Securities and Exchange Commission Ref: BSEC/CI/CPLC(Public)-1051/2022-1106, dated December 22, 2022, the company has further informed that the Board of Directors has taken decision to convert 10% stock dividend to 10% cash dividend i.e. total 20% cash dividend for the financial year ended June 30, 2022, subject to the approval of shareholders in the AGM to be held on December 28, 2022. The record date shall remain unchanged as December 04, 2022.

UNILEVERCL

Referring to the earlier news of the Company disseminated by DSE on 27.04.2021, the Company has further informed that the Board of Directors of the company has decided to commence manufacturing activities of food products and other commercial activities from December 28, 2022 in addition to current manufacturing arrangements at company's Chattogram site located at North Kattali, Fouzderhat Industrial Area, Chattogram.

GBBPOWER

The Company will be placed in 'B' category from existing 'A' category with effect from December 28, 2022 as the Company has approved 3% cash dividend for the year ended June 30, 2022.

Upcoming Corporate Events

DSE Ticker	Right Share	Dividend		Event	Date
		Stock	Cash		
Yeakin Polymer Limited	-	0.0%	0.0%	Record Date	28-Dec-22
Wata Chemicals Limited	-	0.0%	20.0%	Record Date	29-Dec-22
Queen South Textile Mills Limited	-	6.0%	0.0%	Record Date	2-Jan-23
Desh Garmants Ltd.	-	10.0%	0.0%	Record Date	3-Jan-23

Disclaimer: This report has been prepared by BRAC EPL Stock Brokerage Ltd and is provided for information purposes. It is not, under any circumstances, to be used or considered as an offer to sell, or a solicitation of any offer to buy. Reasonable care has been taken to ensure that the information is not untrue and misleading. BRAC EPL Stock Brokerage Ltd makes no representation or warranty as to the accuracy or completeness of such information. All opinions and estimates included in this report constitute our judgment as of this date and are subject to change without notice.