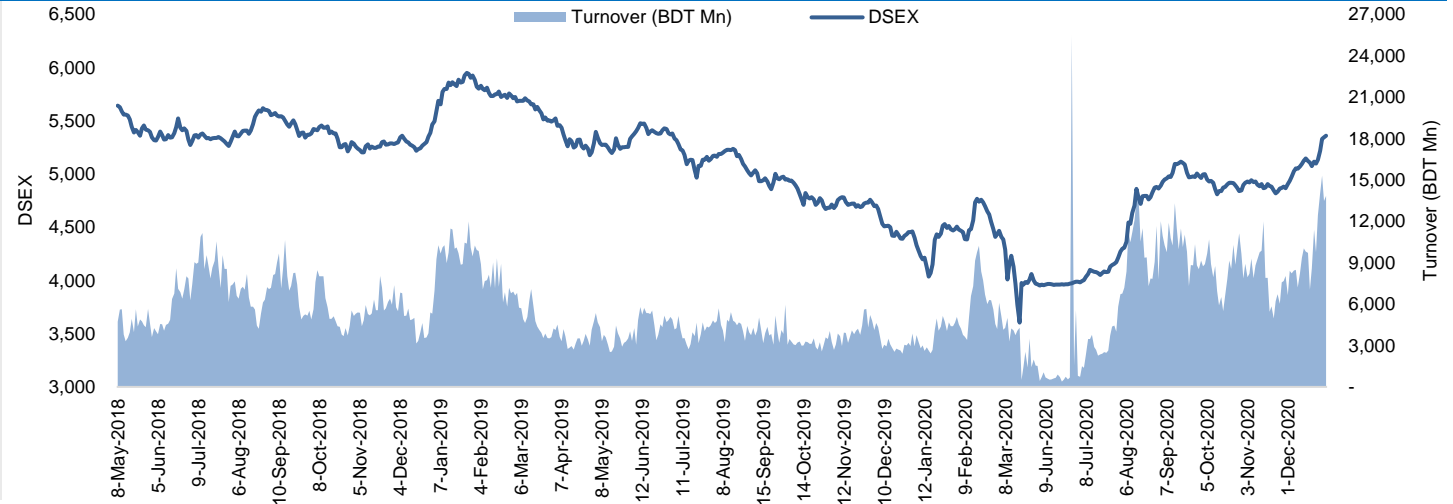


Daily Market Update

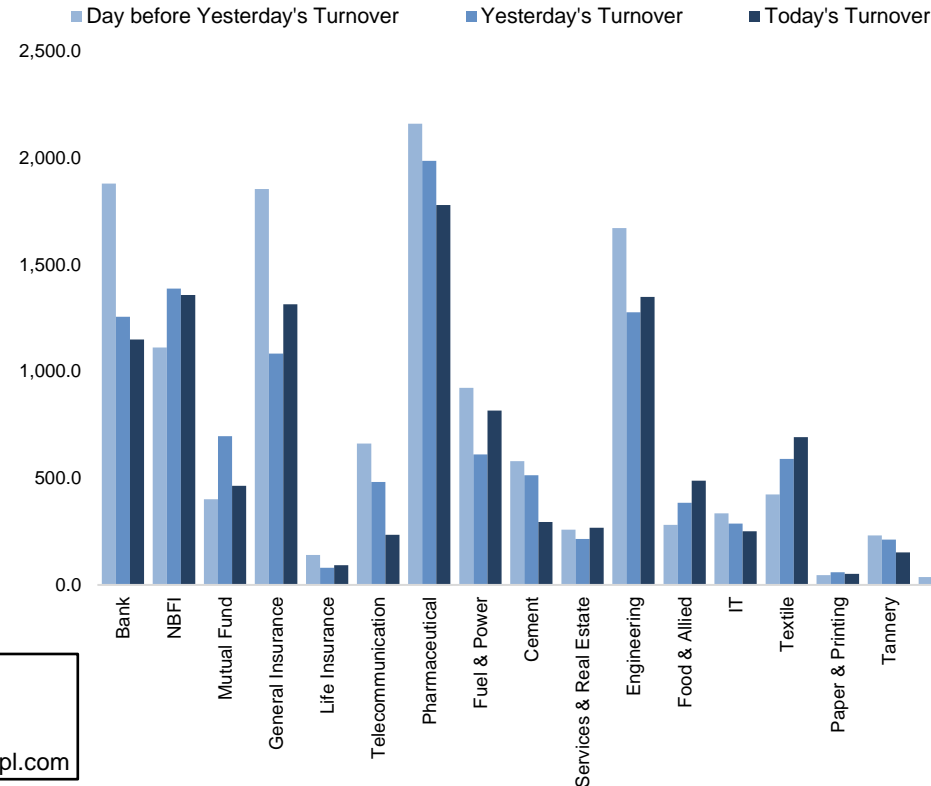
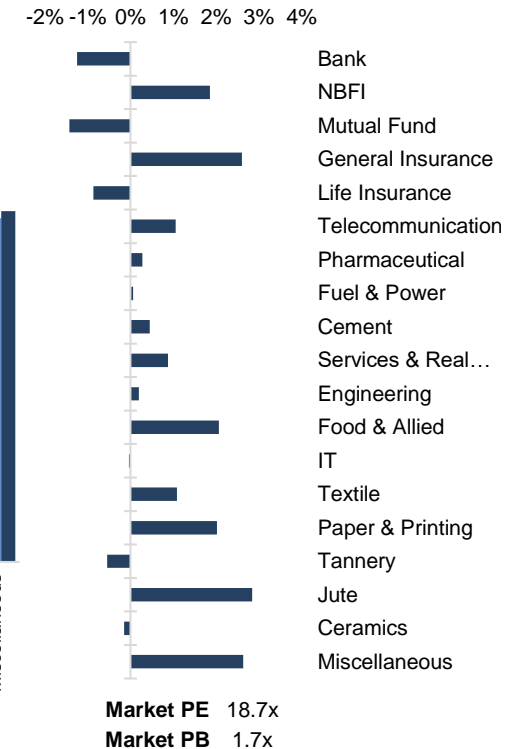
The market closed in green today. The benchmark index DSEX (+0.27%) gained 14.24 points and closed at 5,358.26. The blue-chip index DS30 (+0.64%), the Shariah-based index DSES (+0.15%), and the large-cap index CDSET (+0.43%) closed at 1,936.57, 1,233.47, and 1,112.11 points, respectively. All the large-cap sectors posted positive performance today except Bank (-1.25%). Food & Allied booked the highest gain of 2.07% followed by NBFIL (+1.86%), Telecommunication (+1.06%), Pharmaceutical (+0.28%), Engineering (+0.19%) and Fuel & Power (+0.06%), respectively. Block trades contributed 8.2% of the overall market turnover. Bangladesh Export Import Company Ltd. (+9.4%) was the most traded share with a turnover of BDT 1,339 million.



Index	Closing	Opening	Point Δ	%Δ	YTD %Δ
DSEX	5,358.26	5,344.01	+14.24	+0.27%	+20.3%
DS30	1,936.57	1,924.26	+12.32	+0.64%	+28.0%
DSES	1,233.47	1,231.65	+1.81	+0.15%	+23.4%
CDSET	1,112.11	1,107.30	+4.81	+0.43%	+23.6%

	Advanced	Declined	Unchanged	Total
All Category	130	168	65	363
A Category (Equity)	81	138	44	263
B Category (Equity)	28	18	12	58
N Category (Equity)	5	2	0	7
Z Category (Equity)	16	10	9	35
Mutual Funds	4	30	3	37
Corporate Bonds	1	1	0	2

	Today	Last Day	Daily %Δ	
Mcap	Mn BDT	4,442,036	4,418,284	+0.5%
	Mn USD	52,284	52,004	
Turnover	Mn BDT	13,839	13,470	+2.7%
	Mn USD	163	159	
Volume	Mn Shares	481	470	+2.3%
No. of Trade		226,838	232,457	-2.4%

Figure: Sectorial Turnover (BDT Mn)

Figure: Sectorial Mcap Change

Md. Rafiqul Islam
 Research Associate

(880) 1708805229

mrafiqulislam@bracepl.com

Md Mahirul Quddus
 Research Associate

(880) 1709636546

mmahirul.quddus@bracepl.com

Sector Index	Closing	Opening	Points Δ	%Δ	No. of Companies	Mcap (BDT Mn)	% of Total Mcap	Turnover (BDT Mn)	% of Total Turnover	PE	PB	Top Twenty Market Cap	Mcap (BDT Mn)	% of Total Mcap	Turnover (BDT Mn)	PE	PB
Bank	1,367	1,384	-17.29	-1.25%	30	569,664	14.7%	1,148.3	9.0%	7.9x	0.8x	GP	472,200	12.2%	87.9	13.3x	11.2x
NBFI	1,990	1,953	+36.24	+1.86%	23	186,743	4.8%	1,356.0	10.7%	NM	3.1x	WALTONHIL	322,346	8.3%	169.9	47.5x	4.1x
Mutual Fund	970	984	-14.08	-1.43%	37	42,365	1.1%	464.2	3.7%	NM	0.8x	BATBC	208,764	5.4%	170.8	18.2x	5.6x
General Insurance	4,079	3,975	+103.74	+2.61%	37	100,572	2.6%	1,313.4	10.3%	21.9x	2.0x	SQURPHARMA	193,335	5.0%	220.6	13.9x	2.4x
Life Insurance	2,205	2,224	-19.33	-0.87%	12	59,682	1.5%	92.8	0.7%	NM	NM	UPGDCL	156,228	4.0%	123.6	22.1x	4.8x
Telecommunication	5,370	5,314	+56.19	+1.06%	3	641,044	16.6%	234.8	1.8%	17.4x	5.6x	ROBI	141,948	3.7%	12.3	NM	2.2x
Pharmaceutical	3,273	3,264	+9.10	+0.28%	31	588,151	15.2%	1,777.1	14.0%	20.8x	2.5x	RENATA	97,794	2.5%	20.8	24.4x	4.5x
Fuel & Power	1,637	1,636	+1.06	+0.06%	20	425,498	11.0%	815.3	6.4%	12.7x	1.4x	BXPBARMA	80,389	2.1%	799.2	22.9x	2.5x
Cement	1,387	1,381	+6.28	+0.45%	7	87,080	2.2%	294.2	2.3%	34.8x	2.2x	ICB	80,017	2.1%	59.9	36.0x	1.8x
Services & Real Estate	1,078	1,068	+9.36	+0.88%	9	44,246	1.1%	267.9	2.1%	92.7x	0.9x	MARICO	67,876	1.8%	17.6	23.3x	42.6x
Engineering	3,851	3,843	+7.46	+0.19%	41	486,600	12.6%	1,348.1	10.6%	40.0x	2.1x	BERGERPBL	66,747	1.7%	18.4	29.9x	7.5x
Food & Allied	14,561	14,265	+295.46	+2.07%	19	302,502	7.8%	487.8	3.8%	23.9x	6.6x	BRACBANK	59,002	1.5%	29.7	13.9x	1.3x
IT	2,331	2,332	-0.80	-0.03%	10	25,789	0.7%	250.9	2.0%	25.2x	2.2x	LHBL	53,772	1.4%	222.6	26.0x	3.2x
Textile	1,090	1,079	+11.75	+1.09%	56	112,080	2.9%	691.8	5.4%	335.5x	0.8x	BEXIMCO	47,058	1.2%	1,339.3	NM	0.8x
Paper & Printing	5,528	5,418	+109.78	+2.03%	4	15,670	0.4%	51.7	0.4%	64.5x	1.1x	ISLAMIBANK	43,470	1.1%	9.2	7.7x	0.7x
Tannery	1,767	1,777	-9.74	-0.55%	6	19,189	0.5%	152.4	1.2%	NM	1.8x	SUMITPOWER	42,608	1.1%	38.8	7.9x	1.2x
Jute	12,204	11,867	+337.31	+2.84%	3	2,871	0.1%	60.6	0.5%	NM	14.9x	OLYMPIC	38,188	1.0%	25.8	18.9x	4.6x
Ceramics	477	477	-0.70	-0.15%	5	24,584	0.6%	254.3	2.0%	61.5x	1.7x	DUTCHBANGL	35,860	0.9%	8.0	7.8x	1.2x
Miscellaneous	2,487	2,423	+63.80	+2.63%	13	138,774	3.6%	1,641.0	12.9%	44.0x	1.5x	UNILEVERCL	34,225	0.9%	30.1	37.1x	24.2x
												TITASGAS	30,369	0.8%	15.3	8.6x	0.4x

Top Ten Gainers	Close Price (BDT)	Δ%	Turnover (BDT Mn)	PE	PB
ECABLES	170.6	+10.0%	15.9	NM	12.3x
DOMINAGE	36.6	+9.9%	131.2	16.8x	1.7x
CRYSTALINS	35.9	+9.8%	0.5	17.7x	1.8x
INTRACO	19.1	+9.8%	192.3	36.5x	1.6x
ROBI	27.1	+9.7%	12.3	NM	2.2x
KBPPWBIL	10.2	+9.7%	35.9	NM	0.8x
MAKSONSPIN	9.1	+9.6%	138.3	NM	0.5x
BAYLEASING	21.7	+9.6%	133.7	11.7x	1.1x
SAIFPOWER	17.3	+9.5%	140.0	15.9x	1.1x
BEXIMCO	53.7	+9.4%	1,339.3	NM	0.8x

Top Twenty Free Float Mcap	Free Float Mcap (BDT Mn)	% of Total Free Float Mcap	PE	PB
SQURPHARMA	126,499	8.9%	13.9x	2.4x
BXPBARMA	69,786	4.9%	22.9x	2.5x
BATBC	55,218	3.9%	18.2x	5.6x
RENATA	47,743	3.4%	24.4x	4.5x
GP	47,220	3.3%	13.3x	11.2x
BRACBANK	32,870	2.3%	13.9x	1.3x
BEXIMCO	32,682	2.3%	NM	0.8x
OLYMPIC	27,599	2.0%	18.9x	4.6x
ISLAMIBANK	21,161	1.5%	7.7x	0.7x
EBL	19,725	1.4%	7.1x	1.0x
LHBL	18,992	1.3%	26.0x	3.2x
CITYBANK	18,096	1.3%	8.1x	0.9x
PUBALIBANK	16,978	1.2%	10.4x	0.7x
SUMITPOWER	15,676	1.1%	7.9x	1.2x
UPGDCL	15,623	1.1%	22.1x	4.8x
IFIC	14,933	1.1%	12.7x	0.9x
NBL	14,601	1.0%	5.9x	0.4x
ROBI	14,195	1.0%	NM	2.2x
ALARABANK	13,740	1.0%	6.5x	1.0x
BEACONPHAR	12,677	0.9%	45.6x	3.9x

Most Traded Share	Close Price (BDT)	Δ%	Turnover (BDT Mn)	PE	PB
BEXIMCO	53.7	+9.4%	1,339.3	NM	0.8x
BXPBARMA	180.2	+2.0%	799.2	22.9x	2.5x
IFIC	14.6	-2.7%	574.4	12.7x	0.9x
LANKABAFIN	28.6	+1.1%	467.9	21.7x	1.6x
BDFINANCE	27.4	-0.4%	323.2	13.7x	1.6x
SSSTEEL	18.7	-1.1%	252.6	13.0x	1.2x
LHBL	46.3	+0.7%	222.6	26.0x	3.2x
ORIONPHARM	53.4	-2.2%	221.3	18.8x	0.8x
SQURPHARMA	218.1	+0.6%	220.6	13.9x	2.4x
SPCERAMICS	33.1	-0.3%	193.7	NM	1.1x

Top Ten Losers	Close Price (BDT)	Δ%	Turnover (BDT Mn)	PE	PB
GQBALLPEN	129.0	-7.4%	18.2	NM	1.0x
EASTRNLUB	1,015.8	-7.4%	20.0	NM	5.6x
VAMLBDMF1	8.7	-6.5%	7.0	NM	0.8x
JMISMDL	392.9	-6.0%	92.0	90.3x	3.2x
APEXFOODS	127.2	-4.6%	7.6	53.2x	1.1x
NHFIL	39.2	-4.6%	46.8	14.6x	2.1x
IFADAUTOS	47.9	-4.6%	96.3	54.9x	1.2x
AMANFEED	30.0	-4.5%	49.6	11.1x	0.9x
NBL	6.9	-4.2%	45.8	5.9x	0.4x
MATINSPINN	33.1	-4.1%	2.0	11.7x	0.7x

Block Trade	Maximum Price (BDT)	Minimum Price (BDT)	Turnover (BDT Mn)	Quantity ('000)	No. of
ACFL	35.2	35.2	2.1	60	2
ADVENT	21.2	21.2	1.1	50	1
ANWARGALV	122	122	3.7	30	1
BATBC	1120	1119	22.4	20	2
BDFINANCE	26.6	24.8	147.6	5,852	18
BEACONPHAR	85	85	0.6	7	1
BEXIMCO	50	49.8	505.2	10,105	4
BRACBANK	45	45	4.5	100	1
BXPBARMA	182.4	180	138.6	766	4
CONFIDCEM	122	122	8.5	70	1

Block Trade	Maximum Price (BDT)	Minimum Price (BDT)	Turnover (BDT Mn)	Quantity ('000)	No. of Trade
COPPERTECH	21.3	21.3	1.1	50	1
DBH	92.2	84.4	9.6	108	9
ECABLES	147	147	22.1	150	1
FIRSTSBANK	9.2	9.2	8.3	900	1
GREENDELMF	7.7	7.6	7.5	982	4
IFIC	14.7	14.7	169.1	11,500	2
MAKSONSPIN	8.5	8.5	2.6	300	1
MALEKSPIN	15.9	15.9	0.8	50	1
MERCINS	50.4	50.4	5.0	100	1
NHFIL	42	42	1.3	31	1
PHARMAID	485	485	1.3	3	1
PROGRESLIF	102.2	100.2	9.1	89	3
PTL	58	55	13.8	240	2
ROBI	27.1	22.5	20.9	839	7
SAIHAMCOT	15.9	15.9	0.5	33	1
SAPORTL	33.2	33.2	0.7	20	1
SEMILLECMF	10.5	10.5	1.3	122	1
SKTRIMS	61.7	58.5	4.3	70	2
SONARBAINS	54	54	0.5	10	1
SQURPHARMA	225	225	19.8	88	2
SSSTEEL	18.2	18.2	0.7	40	1
TRUSTB1MF	6.4	6.4	1.3	200	1
Total			1,135.8		80

Important DSE News
JAMUNAOIL

The Board of Directors has recommended 120% cash dividend for the year ended on June 30, 2020. Date of AGM: 13.03.2021, Time: 2:00 PM, Venue: Digital Platform; Record Date: 19.01.2021. The Company has also reported EPS of Tk. 18.13, NAV per share of Tk. 161.40 and NOCFPS of Tk. 20.38 for the year ended on June 30, 2020 as against Tk. 21.19, Tk. 167.61 and Tk. (92.01) respectively for the same period of the previous year.

EASTRNLUB

The Board of Directors has recommended 30% cash dividend for the year ended on June 30, 2020. Date of AGM: 13.03.2021, Time: 11:00 AM, Venue: Digital Platform. Record date: 20.01.2021. The Company has also reported EPS of Tk. 5.43, NAV per share of Tk. 178.45 and NOCFPS of Tk. 92.63 for the year ended on June 30, 2020 as against Tk. 23.45, Tk. 182.76 and Tk. 137.47 respectively for the same period of the previous year.

(Q1 Un-audited): EPS was Tk. 2.86 for July-September 2020 as against Tk. 1.14 for July-September 2019; NOCFPS was Tk. (0.88) for July-September 2020 as against Tk. 19.40 for July-September 2019. NAV per share was Tk. 181.31 as on September 30, 2020 and Tk. 178.45 as on June 30, 2020.

DOMINAGE

(Q1 Un-audited): EPS was Tk. 0.58 for July-September 2020 as against Tk. 0.40 for July-September 2019; NOCFPS was Tk. 1.26 for July-September 2020 as against Tk. 1.20 for July-September 2019. NAV per share was Tk. 21.81 as on September 30, 2020 and Tk. 21.23 as on June 30, 2020.

EXCH

Commencement of electronic subscription of eGeneration Limited through electronic subscription system under fixed price method: The subscription for shares of eGeneration Limited by the eligible investors through electronic subscription system under fixed price method of the stock exchanges will be started from 10:00 a.m. of January 12, 2021 and continued till 5:30 p.m. of January 18, 2021. Each Eligible Investor (EI) who intends to submit application through : the Electronic Subscription System (ESS) of the exchange(s) shall maintain a minimum investment of BDT 50,00,000 (fifty lakh only) for approved pension funds, recognized provident funds and approved gratuity funds and other EIs of BDT 1,00,00,000 (one crore only) at market price in listed securities as on January 04, 2021 (day-end) as per Rule 2(1)(e) of the Bangladesh Securities and Exchange Commission (Public Issue) Rules, 2015

ISLAMIBANK

The Company has informed that the Board of Directors has been appointed Mr. Mohammed Monirul Moula as the Managing Director and CEO of the Company subject to the approval of Bangladesh Bank. Subsequently, Bangladesh Bank accorded its approval on December 27, 2020 for a period of 05 years with effect from January 01, 2021.

MLDYEING

The Company has informed that in its 19th Annual General Meeting dated December 29, 2020, Shareholders unanimously accepted the corresponding utilization of IPO fund of the company as it has been utilized. The company has utilized Tk. 69,602,488 within 18 months as mentioned in time schedule/ implementation schedule as specified in prospectus declaration schedule as well as approval of shareholders in 18th AGM for revise utilization of IPO fund. Rest amount BDT. 130,397,512 of IPO fund has been utilized according to the decided purpose exceeding the time duration of IPO declaration due to the global impact of COVID-19 Pandemic.

Upcoming Corporate Events

DSE Ticker	Right Share	Dividend		Event	Date
		Stock	Cash		
MPETROLEUM	-	0.0%	150.0%	Record Date	21-Jan-21
BEACHHATCH	-	0.0%	0.0%	Record Date	18-Jan-21

Upcoming IPOs

Company Name	Event	Opening Date	Closing Date
Mir Akhter Hossain Ltd	Subscription	24-12-20	30-12-20
Taufika Foods and Agro	Subscription	03-01-21	07-01-21
eGeneration Limited	Subscription	12-01-21	18-01-21

Disclaimer: This report has been prepared by BRAC EPL Stock Brokerage Ltd and is provided for information purposes. It is not , under any circumstances, to be used or considered as an offer to sell, or a solicitation of any offer to buy. Reasonable care has been taken to ensure that the information is not untrue and misleading. BRAC EPL Stock Brokerage Ltd makes no representation or warranty as to the accuracy or completeness of such information. All opinions and estimates included in this report constitute our judgment as of this date and are subject to change without notice.