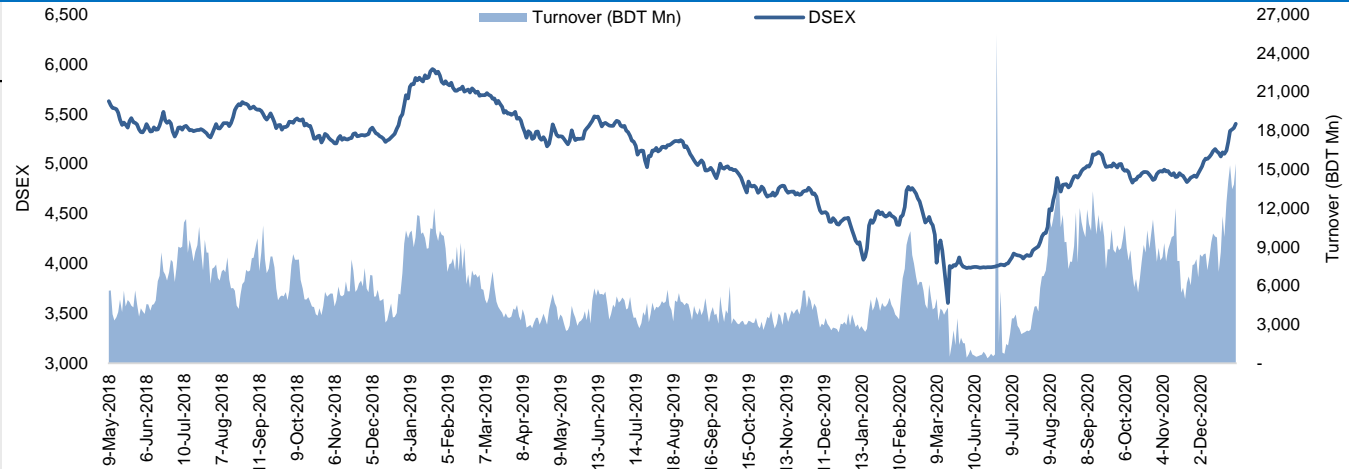


The market closed in green today. The benchmark index DSEX (+0.82%) gained 43.81 points and closed at 5,402.07. The blue-chip index DS30 (+1.41%), the Shariah-based index DSES (+0.70%), and the large-cap index CDSET (+0.98%) closed at 1,963.96, 1,242.11, and 1,123.03 points, respectively. All the large-cap sectors posted positive performance today. Engineering booked the highest gain of 2.81% followed by NBFI (+2.21%), Telecommunication (+1.74%), Pharmaceutical (+1.00%), Food & Allied (+1.00%), Bank (+0.40%), and Fuel & Power (-1.15%), respectively. Block trades contributed 7.1% of the overall market turnover. Bangladesh Export Import Company Ltd. (+6.1%) was the most traded share with a turnover of BDT 1,209 million.



Index	Closing	Opening	Point Δ	%Δ	YTD %Δ
DSEX	5,402.07	5,358.26	+43.81	+0.82%	+21.3%
DS30	1,963.96	1,936.57	+27.39	+1.41%	+29.8%
DSES	1,242.11	1,233.47	+8.65	+0.70%	+24.2%
CDSEI	1,123.03	1,112.11	+10.92	+0.98%	+24.8%

	Advanced	Declined	Unchanged	Total
All Category	120	165	77	362
A Category (Equity)	85	121	56	262
B Category (Equity)	18	25	15	58
N Category (Equity)	4	3	0	7
Z Category (Equity)	13	16	6	35
Mutual Funds	9	22	6	37
Corporate Bonds	2	0	0	2

		Today	Last Day	Daily %Δ
Mcap	Mn BDT	4,482,301	4,442,036	+0.9%
	Mn USD	52,758	52,284	
Turnover	Mn BDT	15,433	13,839	+11.5%
	Mn USD	182	163	
Volume	Mn Shares	507	481	+5.5%
No. of Trade		243,988	226,838	+7.6%

Figure: Sectorial Turnover (BDT Mn)

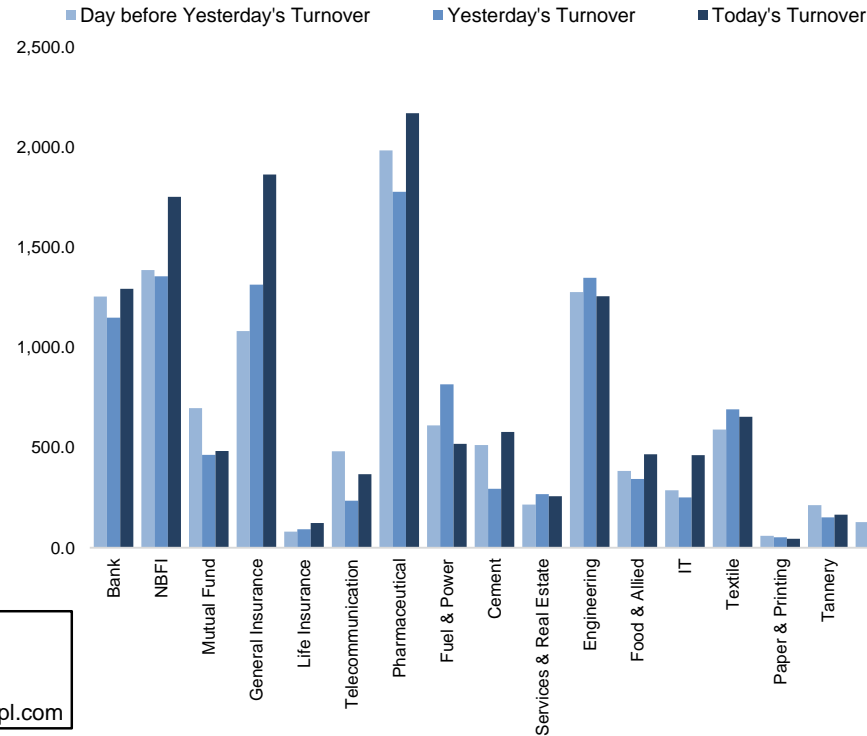
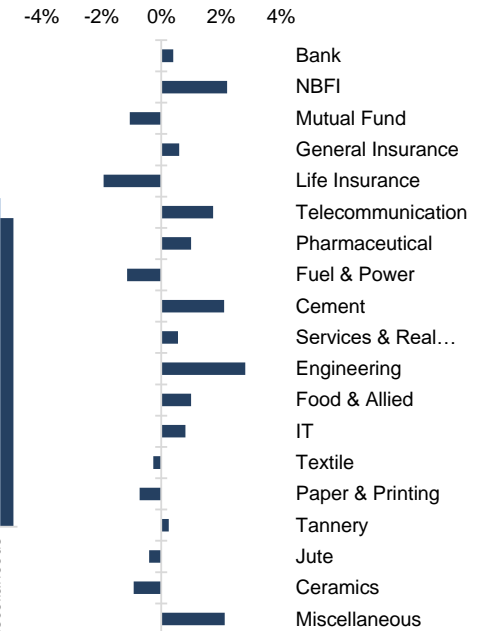


Figure: Sectorial Mcap Change



Market PE 18.9x
Market PB 1.8x

Md. Rafiqul Islam Research Associate (880) 1708805229 mrafiquislam@bracepl.com
Md Mahirul Quddus Research Associate (880) 1709636546 mmahirul.quddus@bracepl.com

Sector Index	Closing	Opening	Points Δ	%Δ	No. of Companies	Mcap (BDT Mn)	% of Total Mcap	Turnover (BDT Mn)	% of Total Turnover	PE	PB	Top Twenty Market Cap	Mcap (BDT Mn)	% of Total Mcap	Turnover (BDT Mn)	PE	PB
Bank	1,373	1,367	+5.53	+0.40%	30	571,969	14.6%	1,293.3	9.0%	7.9x	0.8x	GP	468,689	12.0%	92.2	13.2x	11.1x
NBFI	2,034	1,990	+43.90	+2.21%	23	190,863	4.9%	1,753.0	12.2%	NM	3.2x	WALTONHIL	337,402	8.6%	185.1	49.7x	4.3x
Mutual Fund	960	970	-10.18	-1.05%	37	41,921	1.1%	482.8	3.4%	NM	0.8x	BATBC	212,544	5.4%	226.3	18.5x	5.7x
General Insurance	4,104	4,079	+24.52	+0.60%	37	101,177	2.6%	1,863.0	13.0%	22.0x	2.0x	SQRPHARMA	194,576	5.0%	396.9	14.0x	2.4x
Life Insurance	2,163	2,205	-42.39	-1.92%	12	58,535	1.5%	123.7	0.9%	NM	NM	ROBI	156,090	4.0%	45.6	NM	2.4x
Telecommunication	5,463	5,370	+93.21	+1.74%	3	652,170	16.7%	367.2	2.6%	17.7x	5.7x	UPGDCL	152,750	3.9%	97.1	21.6x	4.6x
Pharmaceutical	3,306	3,273	+32.70	+1.00%	31	594,027	15.2%	2,169.6	15.1%	21.0x	2.5x	RENATA	98,059	2.5%	21.8	24.4x	4.5x
Fuel & Power	1,618	1,637	-18.74	-1.15%	20	420,625	10.8%	519.3	3.6%	12.6x	1.4x	BXPBARMA	84,984	2.2%	994.6	24.2x	2.6x
Cement	1,416	1,387	+29.12	+2.10%	7	88,909	2.3%	577.8	4.0%	35.5x	2.2x	ICB	79,615	2.0%	41.4	35.8x	1.8x
Services & Real Estate	1,084	1,078	+6.10	+0.57%	9	44,497	1.1%	257.6	1.8%	93.2x	0.9x	MARICO	67,372	1.7%	33.6	23.1x	42.3x
Engineering	3,959	3,851	+108.29	+2.81%	41	500,283	12.8%	1,256.2	8.8%	41.2x	2.2x	BERGERPBL	66,297	1.7%	14.3	29.7x	7.5x
Food & Allied	14,706	14,561	+145.10	+1.00%	19	305,542	7.8%	466.5	3.3%	24.1x	6.6x	BRACBANK	58,736	1.5%	46.8	13.9x	1.3x
IT	2,350	2,331	+18.83	+0.81%	10	25,998	0.7%	462.8	3.2%	25.4x	2.2x	LHBL	55,514	1.4%	370.8	26.9x	3.3x
Textile	1,087	1,090	-2.88	-0.26%	56	111,795	2.9%	653.6	4.6%	334.6x	0.8x	BEXIMCO	49,950	1.3%	1,209.3	NM	0.8x
Paper & Printing	5,488	5,528	-40.04	-0.72%	4	15,557	0.4%	44.1	0.3%	64.0x	1.1x	ISLAMIBANK	43,148	1.1%	17.8	7.7x	0.7x
Tannery	1,772	1,767	+4.52	+0.26%	6	19,238	0.5%	165.6	1.2%	NM	1.8x	SUMITPOWER	41,540	1.1%	65.2	7.7x	1.2x
Jute	12,155	12,204	-49.36	-0.40%	3	2,860	0.1%	68.9	0.5%	NM	14.8x	OLYMPIC	38,208	1.0%	35.4	18.9x	4.6x
Ceramics	472	477	-4.40	-0.92%	5	24,357	0.6%	264.9	1.8%	61.0x	1.6x	DUTCHBANGL	35,750	0.9%	12.6	7.8x	1.2x
Miscellaneous	2,540	2,487	+52.75	+2.12%	13	141,717	3.6%	1,540.7	10.8%	45.0x	1.5x	UNILEVERCL	33,841	0.9%	35.3	36.7x	24.0x
												TITASGAS	30,468	0.8%	11.8	8.6x	0.4x

Top Ten Gainers	Close Price (BDT)	Δ%	Turnover (BDT Mn)	PE	PB
GQBALLPEN	141.9	+10.0%	13.6	NM	1.1x
FASFIN	6.6	+10.0%	35.8	NM	NM
MATINSPIINN	36.4	+10.0%	7.7	12.8x	0.7x
ROBI	29.8	+10.0%	45.6	NM	2.4x
LANKABAFIN	31.4	+9.8%	714.6	23.8x	1.8x
BIFC	4.5	+9.8%	1.2	NM	NM
CRYSTALINS	39.4	+9.7%	4.3	19.5x	2.0x
PRIMEFIN	12.6	+9.6%	113.6	NM	1.4x
UNIONCAP	8.4	+9.1%	19.1	NM	1.8x
ILFSL	6.0	+9.1%	22.4	NM	NM

Top Twenty Free Float Mcap	Free Float Mcap (BDT Mn)	% of Total Free Float Mcap	PE	PB
SQRPHARMA	127,311	8.9%	14.0x	2.4x
BXPBARMA	73,775	5.2%	24.2x	2.6x
BATBC	56,218	3.9%	18.5x	5.7x
RENATA	47,873	3.4%	24.4x	4.5x
GP	46,869	3.3%	13.2x	11.1x
BEXIMCO	34,690	2.4%	NM	0.8x
BRACBANK	32,722	2.3%	13.9x	1.3x
OLYMPIC	27,613	1.9%	18.9x	4.6x
ISLAMIBANK	21,004	1.5%	7.7x	0.7x
EBL	20,405	1.4%	7.3x	1.1x
LHBL	19,607	1.4%	26.9x	3.3x
CITYBANK	18,169	1.3%	8.1x	0.9x
PUBALIBANK	16,978	1.2%	10.4x	0.7x
ROBI	15,609	1.1%	NM	2.4x
IFIC	15,546	1.1%	13.2x	0.9x
SUMITPOWER	15,283	1.1%	7.7x	1.2x
UPGDCL	15,275	1.1%	21.6x	4.6x
NBL	14,813	1.0%	6.0x	0.4x
ALARABANK	13,740	1.0%	6.5x	1.0x
BEACONPHAR	12,677	0.9%	45.6x	3.9x

Most Traded Share	Close Price (BDT)	Δ%	Turnover (BDT Mn)	PE	PB
BEXIMCO	57.0	+6.1%	1,209.3	NM	0.8x
BXPBARMA	190.5	+5.7%	994.6	24.2x	2.6x
LANKABAFIN	31.4	+9.8%	714.6	23.8x	1.8x
IFIC	15.2	+4.1%	701.2	13.2x	0.9x
SQRPHARMA	219.5	+0.6%	396.9	14.0x	2.4x
LHBL	47.8	+3.2%	370.8	26.9x	3.3x
BDFINANCE	29.1	+6.2%	314.0	14.5x	1.7x
SPCERAMICS	32.8	-0.9%	229.5	NM	1.1x
BSCCL	166.1	+1.8%	229.5	28.6x	4.1x
BATBC	1,180.8	+1.8%	226.3	18.5x	5.7x

Top Ten Losers	Close Price (BDT)	Δ%	Turnover (BDT Mn)	PE	PB
RAHIMAFOD	189.3	-8.0%	68.4	NM	19.7x
ALLTEX	9.0	-7.2%	4.0	NM	0.6x
NORTHERN	366.4	-6.5%	25.9	32.3x	4.5x
DOMINAGE	34.5	-5.7%	96.7	15.8x	1.6x
GENEXIL	55.0	-5.3%	138.7	17.6x	3.3x
MHSML	14.7	-5.2%	12.2	NM	1.0x
LRGLOBMF1	6.6	-4.3%	15.5	NM	0.7x
PRIMELIFE	51.9	-3.9%	7.5	NM	NM
DACCADYE	7.8	-3.7%	2.4	NM	0.6x
NATLIFEINS	254.5	-3.6%	1.9	NM	NM

Top 40 Block Trade	Maximum Price (BDT)	Minimum Price (BDT)	Turnover (BDT Mn)	Quantity ('000)	No. of
BEXIMCO	57	50	332.6	6,585	6
IFIC	14.7	14.7	147.0	10,000	4
RENATA	1103	1103	110.3	100	1
LHBL	48.3	48.3	96.6	2,000	1
ROBI	29.8	29.6	54.2	1,821	30
ASIAPACINS	82	76.5	50.2	626	9
ASIAINS	106	106	39.2	370	2
ECABLES	155	155	34.3	221	2
REPUBLIC	55	55	27.5	500	5
ANWARGALV	131	131	21.8	167	1

Top 40 Block Trade	Maximum Price (BDT)	Minimum Price (BDT)	Turnover (BDT Mn)	Quantity ('000)	No. of
BEXIMCO	57	50	332.6	6,585	6
IFIC	14.7	14.7	147.0	10,000	4
RENATA	1103	1103	110.3	100	1
LHBL	48.3	48.3	96.6	2,000	1
ROBI	29.8	29.6	54.2	1,821	30
ASIAPACINS	82	76.5	50.2	626	9
ASIAINS	106	106	39.2	370	2
ECABLES	155	155	34.3	221	2
REPUBLIC	55	55	27.5	500	5
ANWARGALV	131	131	21.8	167	1

Top 40 Block Trade	Maximum Price (BDT)	Minimum Price (BDT)	Turnover (BDT Mn)	Quantity ('000)	No. of Trade
BDFINANCE	26	26	19.9	765	7
BATBC	1190	1090	19.3	17	5
MAKSONSPIN	8.6	8.6	18.7	2,175	6
BANKASIA	19.9	19.9	13.8	694	1
ABANK	12.5	12.5	11.4	909	1
BSRMLTD	62.3	62.3	9.3	150	2
BXPHERMA	185.1	185	9.3	50	2
GREENDELMF	7.6	7.6	7.6	1,000	2
MARICO	2154.8	2080	7.0	3	3
BRACBANK	45	44.3	5.4	120	3
BSCCL	167	150	4.9	32	2
MTB	24.1	24.1	4.8	200	1
UNIQUEHRL	38	38	4.2	112	2
RUPALIINS	45.4	45.4	4.1	90	1
PHENIXINS	50	46.5	4.0	85	3
GP	347.3	347.3	3.9	11	1
ADNTEL	58.6	57.6	3.5	60	4
SKTRIMS	59.4	56	3.2	56	4
PROGRESLIF	103.2	103	3.1	30	3
DBH	91	89	3.1	34	5
SAIHAMTEX	22.3	22.3	2.8	125	1
GENEXIL	57.2	57.2	2.4	42	1
SONARBAINS	63.1	57	2.2	37	2
LANKABAFIN	29	29	2.0	70	1
ICB	94.5	94.5	1.9	20	1
SAIHAMCOT	15	14.9	1.3	85	2
PTL	58.5	58.5	1.2	20	2
BDCOM	26.9	26.9	1.1	40	1
SQURPHARMA	210.6	210.6	1.1	5	1
DOREENPWR	61.5	61.5	1.0	16	1
Total			1,097.2		142

Important DSE News
MPETROLEUM

EPS was Tk. 6.54 for July-September 2020 as against Tk. 7.56 for July-September 2019; NOCFPS was Tk. 35.31 for July-September 2020 as against Tk. 32.27 for July-September 2019. NAV per share was Tk. 154.76 as on September 30, 2020 and Tk. 148.21 as on June 30, 2020.

SEAPEARL

The Company has informed that the Board of Directors has appointed Mr. Quazi ASM Anisul Kabir as the Chief Executive Officer of the Company with effect from December 31, 2020.

STANDBANKL

Refer to the earlier news disseminated on March 25, 2020, the company has further informed that they have received final NOC letter from Bangladesh Bank dated December 29, 2020 for conversion and inception of operation of Standard Bank Limited as full-fledged Islamic Bank with effect from 01.01.2021 comply with Guidelines for Conducting Islamic Banking issued by Bangladesh Bank.

ALARABANK

The Company has informed that Board of Directors of AL -Arafah Islami Bank Limited has taken decision to issue Mudaraba Perpetual Bond for BDT. 500.00 Crore to strengthen Bank's Capital as requirement under Basel III in the name and style "AIBL Mudaraba Perpetual Bond" through private placement subject to approval of regulatory bodies.

Upcoming Corporate Events

DSE Ticker	Right Share	Dividend		Event	Date
		Stock	Cash		
MPETROLEUM	-	0.0%	150.0%	Record Date	21-Jan-21
BEACHHATCH	-	0.0%	0.0%	Record Date	18-Jan-21

Upcoming IPOs

Company Name	Event	Opening Date	Closing Date
Taufika Foods and Agro	Subscription	03-01-21	07-01-21
eGeneration Limited	Subscription	12-01-21	18-01-21
Lub-rref (Bangladesh)	Subscription	26-01-21	01-02-21

Disclaimer: This report has been prepared by BRAC EPL Stock Brokerage Ltd and is provided for information purposes. It is not, under any circumstances, to be used or considered as an offer to sell, or a solicitation of any offer to buy. Reasonable care has been taken to ensure that the information is not untrue and misleading. BRAC EPL Stock Brokerage Ltd makes no representation or warranty as to the accuracy or completeness of such information. All opinions and estimates included in this report constitute our judgment as of this date and are subject to change without notice.