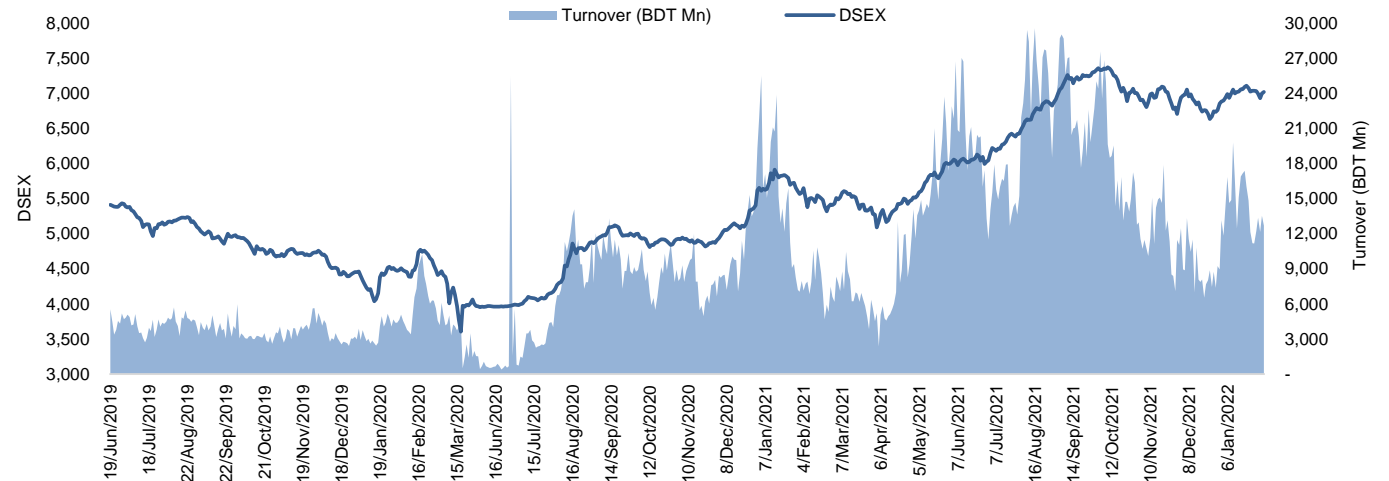


Daily Market Update

The market closed in green today. The benchmark index DSEX (+0.27%) gained 19.16 points and closed at 7,016.76. The bluechip index DS30 (+0.16%), the Shariah-based index DSES (+0.43%), and the large-cap index CDSET (+0.17%) closed at 2,592.77, 1,503.99, and 1,397.25 points, respectively. Large-cap sectors posted mixed performance today. Telecommunication booked the highest gain of 0.48% followed by Fuel & Power (+0.42%), Pharmaceutical (+0.39%), Bank (+0.09%). NBFi experienced the highest loss of 0.57% followed by Engineering (-0.08%), Food & Allied (-0.06%). Block trades contributed 0.5% of the overall market turnover. Bangladesh Export Import Company Ltd. (-0.1%) was the most traded share with a turnover of BDT 973 million.



Index	Closing	Opening	Point Δ	%Δ	YTD %Δ
DSEX	7,016.76	6,997.60	+19.16	+0.27%	+3.8%
DS30	2,592.77	2,588.57	+4.20	+0.16%	+2.4%
DSES	1,503.99	1,497.49	+6.50	+0.43%	+5.1%
CDSET	1,397.25	1,394.88	+2.37	+0.17%	+2.8%

	Advanced	Declined	Unchanged	Total
All Category	204	126	51	381
A Category (Equity)	134	88	37	259
B Category (Equity)	46	29	8	83
N Category (Equity)	7	3	0	10
Z Category (Equity)	17	6	6	29
Mutual Funds	12	7	17	36
Corporate Bonds	3	0	0	3

		Today	Last Day	Daily %Δ
Mcap	Mn BDT	5,620,422	5,611,034	+0.2%
	Mn USD	65,354	65,245	
Turnover	Mn BDT	12,669	13,526	-6.3%
	Mn USD	147	157	
Volume	Mn Shares	289	288	+0.4%
No. of Trade		229,257	238,787	-4.0%

Figure: Sectorial Turnover (BDT)

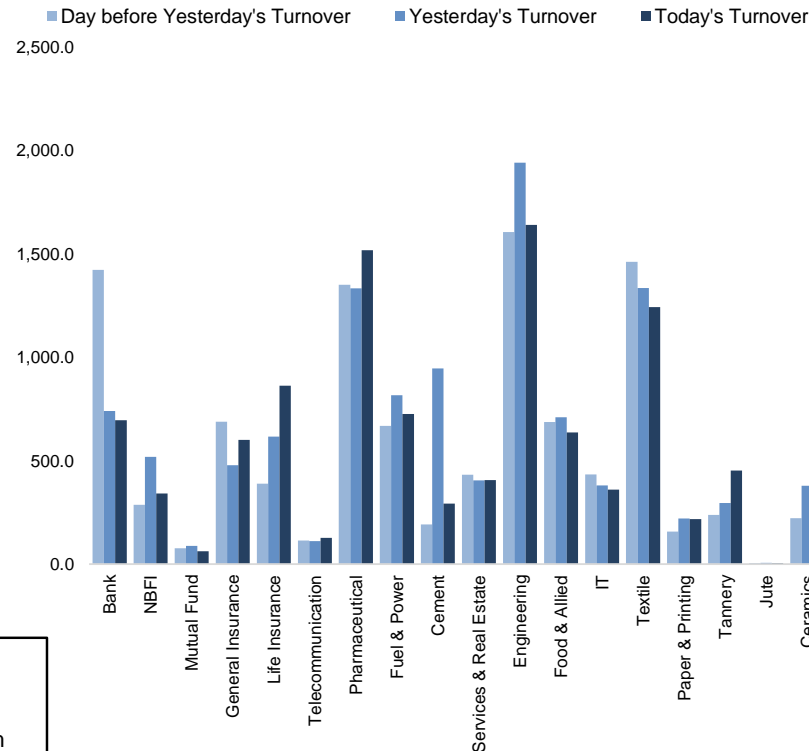
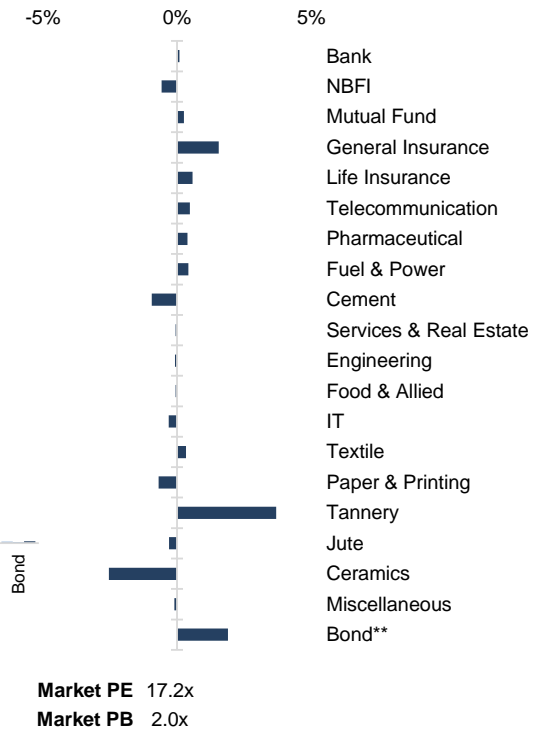


Figure: Sectorial Mcap Change



Market PE 17.2x
Market PB 2.0x

Fahim Hassan Research Associate (880) 1709636546 fahim.hassan@bracepl.com	Md. Mahmudul Hasan Junior Research Associate (880) 1708805201 mmahmudul.hasan@bracepl.com
---	---

Sector Index	Closing	Opening	Points Δ	%Δ	No. of Companies	Mcap (BDT Mn)	% of Total Mcap	Turnover (BDT Mn)	% of Total Turnover	PE	PB	Top Twenty Market Cap	Mcap (BDT Mn)	% of Total Mcap	Turnover (BDT Mn)	PE	PB
Bank	1,607	1,606	+1.51	+0.09%	33	744,093	14.8%	694.8	5.7%	8.1x	0.9x	GP	479,627	9.5%	18.8	14.1x	9.6x
NBFI	2,376	2,390	-13.73	-0.57%	23	231,272	4.6%	340.8	2.8%	NM	4.2x	BATBC	350,460	7.0%	102.3	25.5x	8.7x
Mutual Fund	894	892	+2.29	+0.26%	37	41,184	0.8%	61.8	0.5%	NM	0.8x	WALTONHIL	320,316	6.4%	6.2	22.2x	3.4x
General Insurance	4,505	4,436	+68.89	+1.55%	40	131,993	2.6%	600.9	4.9%	20.5x	2.2x	ROBI	203,756	4.1%	54.6	88.7x	3.1x
Life Insurance	2,931	2,914	+17.02	+0.58%	13	82,713	1.6%	863.0	7.1%	NM	NM	SQURPHARMA	201,490	4.0%	205.9	11.3x	2.1x
Telecommunication	6,098	6,069	+28.87	+0.48%	3	720,024	14.3%	126.2	1.0%	18.6x	5.7x	UPGDCL	149,387	3.0%	15.5	12.2x	5.1x
Pharmaceutical	3,987	3,972	+15.48	+0.39%	32	743,601	14.8%	1,517.0	12.4%	18.6x	2.7x	RENATA	144,368	2.9%	11.0	26.7x	5.3x
Fuel & Power	1,912	1,904	+7.98	+0.42%	23	499,713	9.9%	725.9	5.9%	12.2x	1.3x	BEXIMCO	131,974	2.6%	972.9	10.5x	1.8x
Cement	2,787	2,813	-26.38	-0.94%	7	137,272	2.7%	292.8	2.4%	20.4x	2.8x	ICB	102,903	2.0%	18.8	53.4x	2.3x
Services & Real Estate	1,488	1,489	-0.82	-0.06%	8	57,672	1.1%	406.3	3.3%	NM	1.2x	LHBL	92,678	1.8%	260.7	23.9x	4.7x
Engineering	4,737	4,741	-3.65	-0.08%	42	555,071	11.0%	1,639.9	13.4%	18.8x	2.0x	BXPHERMA	87,483	1.7%	75.0	14.4x	2.3x
Food & Allied	26,145	26,160	-14.83	-0.06%	21	462,255	9.2%	636.4	5.2%	31.3x	9.3x	BERGERPBL	83,819	1.7%	2.8	27.7x	7.6x
IT	3,229	3,238	-9.93	-0.31%	11	41,026	0.8%	359.5	2.9%	32.8x	2.9x	BRACBANK	78,658	1.6%	20.6	13.7x	1.6x
Textile	1,619	1,613	+5.37	+0.33%	58	175,525	3.5%	1,242.9	10.2%	30.1x	1.1x	MARICO	74,397	1.5%	12.2	21.6x	28.8x
Paper & Printing	9,308	9,373	-64.40	-0.69%	6	33,534	0.7%	218.1	1.8%	NM	2.3x	ISLAMIBANK	52,647	1.0%	4.8	9.8x	0.8x
Tannery	3,725	3,592	+132.81	+3.70%	6	39,443	0.8%	451.6	3.7%	NM	3.9x	BEACONPHAR	52,160	1.0%	54.6	44.5x	9.3x
Jute	8,530	8,555	-25.36	-0.30%	3	1,979	0.0%	4.0	0.0%	NM	24.4x	POWERGRID	49,820	1.0%	196.9	14.3x	0.5x
Ceramics	828	850	-21.54	-2.54%	5	37,042	0.7%	322.5	2.6%	37.8x	2.4x	DUTCHBANGL	49,588	1.0%	6.9	8.5x	1.4x
Miscellaneous	4,749	4,754	-4.47	-0.09%	14	261,214	5.2%	1,689.2	13.8%	15.0x	2.4x	TITASGAS	41,943	0.8%	31.5	12.3x	0.6x
Bond**	90	88	+1.68	+1.90%	7	32,771	0.7%	9.6	0.1%	NM	NM	SUMITPOWER	41,113	0.8%	26.4	8.6x	1.2x

Top Ten Gainers	Close Price (BDT)	Δ%	Turnover (BDT Mn)	PE	PB
RUPALILIFE	79.2	+10.0%	206.1	NM	NM
BDTHAIFOOD	21.2	+9.8%	0.1	39.9x	1.5x
UNIONINS	37.2	+9.7%	0.1	29.0x	2.4x
BENGALWTL	24.9	+9.7%	23.0	57.7x	1.0x
OAL	13.7	+9.6%	89.3	NM	1.0x
YPL	20.7	+9.5%	60.5	NM	1.9x
RINGSHINE	10.9	+7.9%	120.5	38.0x	0.6x
ACMEPL	34.5	+7.1%	174.7	19.5x	2.0x
ALLTEX	21.9	+6.3%	39.8	NM	3.7x
SAPORTL	29.1	+6.2%	50.9	35.7x	0.9x

Top Twenty Free Float Mcap	Free Float Mcap (BDT Mn)	% of Total Free Float Mcap	PE	PB
SQURPHARMA	131,835	7.0%	11.3x	2.1x
BATBC	92,697	4.9%	25.5x	8.7x
BEXIMCO	87,960	4.6%	10.5x	1.8x
RENATA	70,350	3.7%	26.7x	5.3x
BXPHERMA	61,080	3.2%	14.4x	2.3x
GP	47,963	2.5%	14.1x	9.6x
BRACBANK	42,286	2.2%	13.7x	1.6x
BEACONPHAR	36,512	1.9%	44.5x	9.3x
LHBL	32,734	1.7%	23.9x	4.7x
EBL	25,707	1.4%	6.8x	1.2x
ISLAMIBANK	25,628	1.4%	9.8x	0.8x
ROBI	20,376	1.1%	88.7x	3.1x
OLYMPIC	19,782	1.0%	18.8x	3.6x
PUBALIBANK	19,441	1.0%	5.3x	0.7x
CITYBANK	19,392	1.0%	6.4x	0.9x
IFIC	17,462	0.9%	13.8x	1.0x
BSRMLTD	17,461	0.9%	6.0x	0.8x
ORIONPHARM	16,824	0.9%	26.4x	1.3x
ALARABANK	16,714	0.9%	10.4x	1.2x
NBL	16,580	0.9%	6.3x	0.4x

Most Traded Share	Close Price (BDT)	Δ%	Turnover (BDT Mn)	PE	PB
BEXIMCO	150.6	-0.1%	972.9	10.5x	1.8x
BSC	135.9	-1.5%	585.4	16.0x	2.1x
FORTUNE	117.8	+6.0%	374.4	40.3x	7.8x
ORIONPHARM	105.7	-2.5%	364.4	26.4x	1.3x
BBS	27.7	-3.8%	295.3	51.8x	1.8x
RAKCERAMIC	58.9	-3.8%	283.7	29.3x	3.5x
NPOLYMER	64.0	+1.4%	265.6	19.0x	2.3x
LHBL	79.8	-1.1%	260.7	23.9x	4.7x
UNIONBANK	12.8	-2.3%	248.4	12.0x	0.9x
QUEENSOUTH	35.2	+2.6%	213.5	21.9x	2.3x

Top Ten Losers	Close Price (BDT)	Δ%	Turnover (BDT Mn)	PE	PB
SAMORITA	94.8	-6.0%	26.1	44.3x	1.8x
SONARGAON	22.8	-4.6%	10.8	NM	2.0x
MATINSPINN	70.0	-4.0%	78.7	7.2x	1.3x
BBS	27.7	-3.8%	295.3	51.8x	1.8x
RAKCERAMIC	58.9	-3.8%	283.7	29.3x	3.5x
BPML	65.2	-3.7%	87.8	24.3x	1.4x
DELTALIFE	178.2	-3.5%	106.7	NM	NM
AGNISYSL	26.9	-3.2%	140.8	31.3x	1.8x
ICBAGRANI1	9.0	-3.2%	0.3	NM	1.2x
ACIFORMULA	171.3	-3.2%	24.7	29.2x	2.7x

Block Trade	Maximum Price (BDT)	Price (BDT)	No. of Trade	Quantity ('000)	Turnover (BDT Mn)
BDFINANCE	48.8	48.8	1.0	2,500	122.00
PRIMEINSUR	84.3	84.3	5.0	600	50.58
RENATA	1,341.0	1,341.0	1.0	38	50.29
ISLAMIBANK	29.3	29.3	2.0	1,396	40.91
GENEXIL	150.0	150.0	1.0	237	35.49
RAKCERAMIC	63.0	61.4	4.0	280	17.32
SSSTEEL	19.3	19.3	1.0	800	15.44
MONNOAGML	503.7	496.8	9.0	31	15.25
ONEBANKLTD	13.5	13.5	1.0	1,070	14.45
GPHISPAT	61.0	61.0	1.0	149	9.07

*NBFI Sector PE calculation methodology has been modified to reflect positive earnings only.

** The base of the Bond index starts at 100, starting from Jan 13, 2022

Block Trade	Maximum Price (BDT)	Minimum Price (BDT)	Turnover (BDT Mn)	Quantity ('000)	No. of Trade
BDFINANCE	48.8	48.8	122.0	2,500	1
PRIMEINSUR	84.3	84.3	50.6	600	5
RENATA	1,341.0	1,341.0	50.3	38	1
ISLAMIBANK	29.3	29.3	40.9	1,396	2
GENEXIL	150.0	150.0	35.5	237	1
RAKCERAMIC	63.0	61.4	17.3	280	4
SSSTEEL	19.3	19.3	15.4	800	1
MONNOAGML	503.7	496.8	15.3	31	9
ONEBANKLTD	13.5	13.5	14.4	1,070	1
GPHISPAT	61.0	61.0	9.1	149	1
PHOENIXFIN	26.5	26.5	8.5	320	1
FAREASTLIF	121.0	121.0	8.5	70	1
RDFOOD	66.0	60.0	8.0	124	3
ANWARGALV	423.5	378.0	7.4	18	3
AGNISYSL	29.5	28.7	7.3	250	2
BARKAPOWER	23.1	23.0	6.9	300	2
PRIMELIFE	81.0	81.0	5.3	65	2
FORTUNE	117.5	117.5	4.9	42	1
AL-HAJTEX	91.5	91.5	4.6	50	1
BEXIMCO	160.0	158.6	4.5	28	3
ICB	138.8	138.8	4.2	30	1
BSC	125.0	125.0	2.8	22	1
Total			465.3		69

Important DSE News
CONTININS

Alpha Credit Rating Limited (AlphaRating) has rated the Company as "AA+" in the long term and "ST-2" in the short term along with a stable outlook based on audited financial statements of the Company as on December 31, 2020 and relevant qualitative information till January 31, 2022.

BSRMSTEEL

H. Akberali & Co. Limited, one of the Corporate Directors of the company, has further reported that it has completed its buying of 8,50,000 shares of the Company at prevailing market price through Dhaka Stock Exchange as per declaration disseminated on 14.12.2021.

Upcoming Corporate Events

DSE Ticker	Right Share	Dividend		Event	Date
		Stock	Cash		
Tallu Spinning Mills Ltd.	-	0.0%	0.0%	Record Date	13-Feb-22
Marico Bangladesh Limited	-	0.0%	200.0%	Record Date	16-Feb-22
Singer Bangladesh Limited		0.0%	60.0%	Record Date	16-Feb-22
Monno Fabrics Limited		0.0%	1.0%	Record Date	17-Feb-22
Berger Paints Bangladesh Ltd.		0.0%	300.0%	Record Date	17-Feb-22
LafargeHolcim Bangladesh Limited		0.0%	25.0%	Record Date	22-Feb-22
Mithun Knitting and Dyeing Ltd.		0.0%	0.0%	Record Date	22-Feb-22
Grameenphone Ltd.		0.0%	125.0%	Record Date	23-Feb-22
Khan Brothers PP Woven Bag Industries Limited		0.0%	2.0%	Record Date	24-Feb-22
Alltex Industries Ltd.		0.0%	1.0%	Record Date	24-Feb-22

Disclaimer: This report has been prepared by BRAC EPL Stock Brokerage Ltd and is provided for information purposes. It is not, under any circumstances, to be used or considered as an offer to sell, or a solicitation of any offer to buy. Reasonable care has been taken to ensure that the information is not untrue and misleading. BRAC EPL Stock Brokerage Ltd makes no representation or warranty as to the accuracy or completeness of such information. All opinions and estimates included in this report constitute our judgment as of this date and are subject to change without notice.