

Daily Market Update

The market closed in green today. The benchmark index DSEX (+0.10%) gained 6.76 points and closed at 7,023.52. The bluechip index DS30 (-0.02%), the Shariah-based index DSES (+0.02%), and the large-cap index CDSET (+0.02%) closed at 2,592.34, 1,504.25, and 1,397.47 points, respectively. Large-cap sectors posted mixed performance today. Bank booked the highest gain of 1.13% followed by Food & Allied (+0.16%), Engineering (+0.16%), NBF1 (+0.15%). Fuel & Power experienced the highest loss of 0.84% followed by Pharmaceutical (-0.05%), Telecommunication (-0.01%). Block trades contributed 0.6% of the overall market turnover. Bangladesh Export Import Company Ltd. (+0.3%) was the most traded share with a turnover of BDT 859 million.

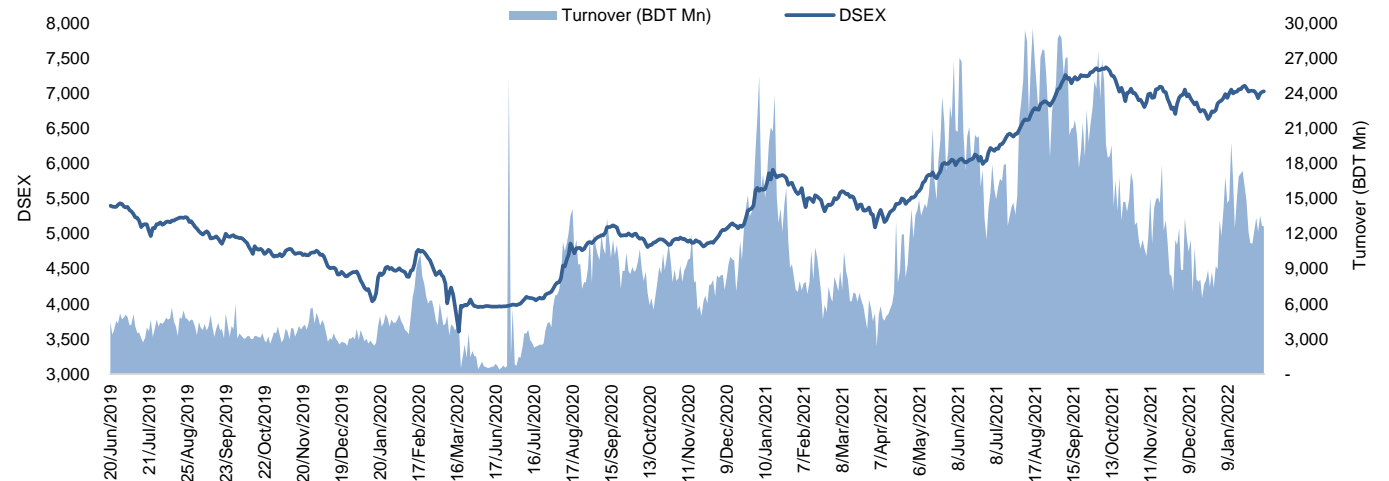


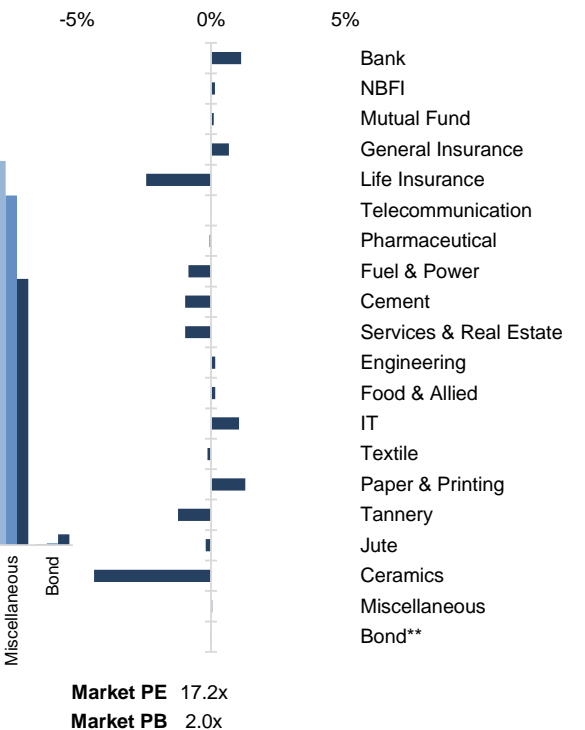
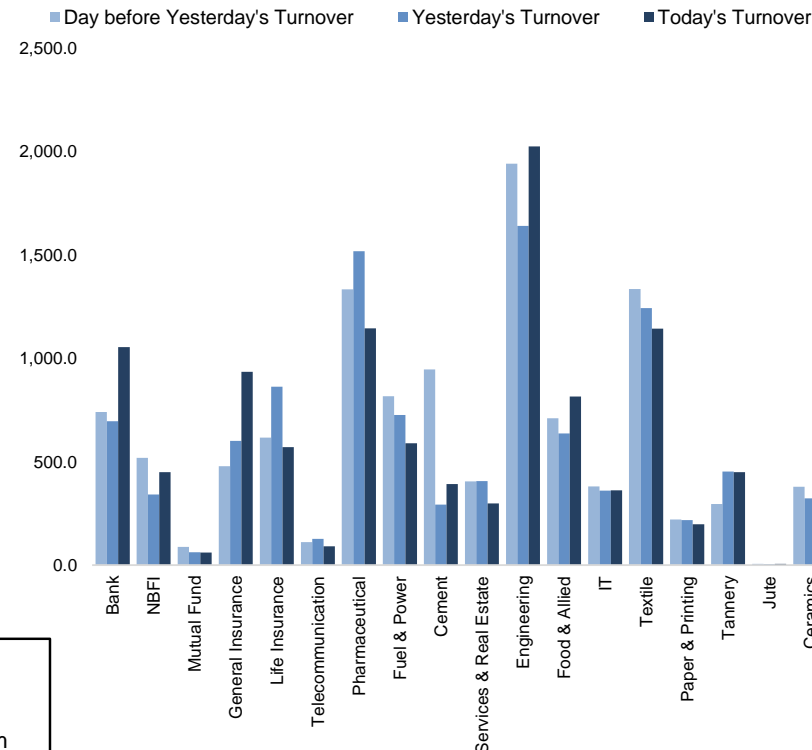
Figure: Sectorial Turnover (BDT Mn)

Figure: Sectorial Mcap Change

Index	Closing	Opening	Point Δ	%Δ	YTD %Δ
DSEX	7,023.52	7,016.76	+6.76	+0.10%	+3.9%
DS30	2,592.34	2,592.77	-0.43	-0.02%	+2.4%
DSES	1,504.25	1,503.99	+0.26	+0.02%	+5.1%
CDSET	1,397.47	1,397.25	+0.22	+0.02%	+2.8%

	Advanced	Declined	Unchanged	Total
All Category	166	172	42	380
A Category (Equity)	108	121	30	259
B Category (Equity)	39	38	6	83
N Category (Equity)	6	3	1	10
Z Category (Equity)	13	10	5	28
Mutual Funds	9	10	17	36
Corporate Bonds	0	2	2	4

	Today	Last Day	Daily %Δ	
Mcap	Mn BDT	5,621,827	5,620,422	+0.0%
	Mn USD	65,370	65,354	
Turnover	Mn BDT	12,613	12,669	-0.4%
	Mn USD	147	147	
Volume	Mn Shares	297	289	+2.5%
No. of Trade		229,453	229,257	+0.1%



Market PE 17.2x
Market PB 2.0x

Fahim Hassan Research Associate (880) 1709636546 fahim.hassan@bracepl.com	Md. Mahmudul Hasan Junior Research Associate (880) 1708805201 mmahmudul.hasan@bracepl.com
---	---

Sector Index	Closing	Opening	Points Δ	%Δ	No. of Companies	Mcap (BDT Mn)	% of Total Mcap	Turnover (BDT Mn)	% of Total Turnover	PE	PB	Top Twenty Market Cap	Mcap (BDT Mn)	% of Total Mcap	Turnover (BDT Mn)	PE	PB
Bank	1,625	1,607	+18.10	+1.13%	33	752,472	15.0%	1,053.6	8.6%	8.2x	0.9x	GP	479,627	9.5%	19.5	14.1x	9.6x
NBFI	2,380	2,376	+3.56	+0.15%	23	231,618	4.6%	449.8	3.7%	NM	4.2x	BATBC	351,432	7.0%	319.3	25.6x	8.7x
Mutual Fund	895	894	+0.91	+0.10%	37	41,226	0.8%	60.1	0.5%	NM	0.8x	WALTONHIL	321,346	6.4%	19.9	22.2x	3.4x
General Insurance	4,535	4,505	+29.98	+0.67%	40	132,872	2.6%	933.7	7.6%	20.7x	2.2x	ROBI	203,756	4.1%	40.6	88.7x	3.1x
Life Insurance	2,860	2,931	-70.74	-2.41%	13	80,717	1.6%	569.7	4.6%	NM	NM	SQURPHARMA	201,402	4.0%	125.7	11.3x	2.1x
Telecommunication	6,097	6,098	-0.70	-0.01%	3	719,942	14.3%	90.8	0.7%	18.6x	5.7x	UPGDCL	148,228	2.9%	10.0	12.1x	5.0x
Pharmaceutical	3,985	3,987	-2.10	-0.05%	32	743,209	14.8%	1,144.2	9.3%	18.6x	2.7x	RENATA	144,271	2.9%	19.2	26.7x	5.3x
Fuel & Power	1,896	1,912	-15.97	-0.84%	23	495,539	9.9%	588.3	4.8%	12.1x	1.3x	BEXIMCO	132,412	2.6%	859.2	10.6x	1.8x
Cement	2,760	2,787	-26.96	-0.97%	7	135,944	2.7%	391.1	3.2%	20.2x	2.8x	ICB	102,339	2.0%	21.2	53.2x	2.3x
Services & Real Estate	1,474	1,488	-14.35	-0.96%	8	57,117	1.1%	298.4	2.4%	NM	1.1x	LHBL	90,587	1.8%	249.6	23.4x	4.6x
Engineering	4,744	4,737	+7.44	+0.16%	42	555,943	11.1%	2,024.5	16.5%	18.8x	2.0x	BXPHERMA	87,572	1.7%	80.9	14.4x	2.3x
Food & Allied	26,187	26,145	+41.74	+0.16%	21	462,993	9.2%	815.2	6.6%	31.4x	9.3x	BERGERPBL	83,717	1.7%	1.1	27.7x	7.6x
IT	3,262	3,229	+33.85	+1.05%	11	41,456	0.8%	360.8	2.9%	33.2x	2.9x	BRACBANK	79,075	1.6%	13.2	13.8x	1.6x
Textile	1,616	1,619	-2.21	-0.14%	58	175,286	3.5%	1,143.0	9.3%	30.1x	1.1x	MARICO	74,598	1.5%	11.0	21.6x	28.9x
Paper & Printing	9,428	9,308	+119.34	+1.28%	6	33,964	0.7%	198.1	1.6%	NM	2.3x	ISLAMIBANK	52,969	1.1%	5.7	9.9x	0.8x
Tannery	3,679	3,725	-45.71	-1.23%	6	38,958	0.8%	449.7	3.7%	NM	3.9x	BEACONPHAR	52,506	1.0%	124.9	44.8x	9.4x
Jute	8,513	8,530	-16.44	-0.19%	3	1,975	0.0%	6.0	0.0%	NM	24.4x	DUTCHBANGL	49,778	1.0%	21.4	8.5x	1.4x
Ceramics	792	828	-36.02	-4.35%	5	35,431	0.7%	349.8	2.9%	34.5x	2.2x	POWERGRID	48,537	1.0%	158.0	13.9x	0.5x
Miscellaneous	4,752	4,749	+2.35	+0.05%	14	261,343	5.2%	1,286.5	10.5%	15.0x	2.4x	TITASGAS	41,152	0.8%	24.2	12.1x	0.6x
Bond**	90	90	-0.02	-0.02%	7	32,764	0.7%	52.1	0.4%	NM	NM	SUMITPOWER	41,006	0.8%	22.8	8.6x	1.2x

Top Ten Gainers	Close Price (BDT)	Δ%	Turnover (BDT Mn)	PE	PB	Top Twenty Free Float Mcap	Free Float Mcap (BDT Mn)	% of Total Free Float Mcap	PE	PB	Most Traded Share	Close Price (BDT)	Δ%	Turnover (BDT Mn)	PE	PB
NAHEEACP	53.0	+10.0%	183.8	23.6x	3.0x	SQURPHARMA	131,777	6.9%	11.3x	2.1x	BEXIMCO	151.1	+0.3%	859.2	10.6x	1.8x
UNIONINS	40.9	+9.9%	1.1	31.9x	2.7x	BATBC	92,954	4.9%	25.6x	8.7x	BBS	30.2	+9.0%	455.6	56.5x	2.0x
BDTHAIFOOD	23.3	+9.9%	0.4	43.8x	1.6x	BEXIMCO	88,252	4.7%	10.6x	1.8x	UNIONBANK	14.0	+9.4%	411.3	13.2x	0.9x
KTL	33.2	+9.6%	208.9	70.5x	1.9x	RENATA	70,303	3.7%	26.7x	5.3x	FORTUNE	117.2	-0.5%	386.7	40.1x	7.7x
PRIMEINSUR	98.6	+9.6%	156.1	29.5x	5.3x	BXPHERMA	61,143	3.2%	14.4x	2.3x	BATBC	650.8	+0.3%	319.3	25.6x	8.7x
UNIONBANK	14.0	+9.4%	411.3	13.2x	0.9x	GP	47,963	2.5%	14.1x	9.6x	RAKCERAMIC	55.1	-6.5%	313.4	26.0x	3.1x
BBS	30.2	+9.0%	455.6	56.5x	2.0x	BRACBANK	42,511	2.2%	13.8x	1.6x	BSC	134.8	-0.8%	311.4	15.9x	2.1x
BDWELDING	18.7	+8.7%	8.3	NM	1.6x	BEACONPHAR	36,754	1.9%	44.8x	9.4x	ORIONPHARM	103.9	-1.7%	304.2	26.0x	1.3x
BENGALWTL	26.9	+8.0%	68.8	62.3x	1.1x	LHBL	31,995	1.7%	23.4x	4.6x	LHBL	78.0	-2.3%	249.6	23.4x	4.6x
ARAMITCEM	36.5	+6.4%	5.1	81.1x	1.3x	EBL	25,840	1.4%	6.8x	1.2x	ASIANS	104.7	-0.2%	209.6	36.7x	3.7x

Top Ten Losers	Close Price (BDT)	Δ%	Turnover (BDT Mn)	PE	PB	ISLAMIBANK	ROBI	CITYBANK	OLYMPIC	PUBALIBANK	IFIC	BSRMLTD	NBL	ALARABANK	ORIONPHARM	Block Trade	Maximum Price (BDT)	Price (BDT)	No. of Trade	Quantity ('000)	Turnover (BDT Mn)
RAKCERAMIC	55.1	-6.5%	313.4	26.0x	3.1x	ROBI	20,376	1.1%	88.7x	3.1x	ANWARGALV	380.0	360.0	11.0	176	65.26					
FAREASTLIF	107.4	-5.5%	169.6	NM	NM	CITYBANK	19,823	1.0%	6.6x	0.9x	NATLIFEINS	225.0	225.0	1.0	248	55.80					
BIFC	6.6	-4.3%	0.1	NM	NM	OLYMPIC	19,719	1.0%	18.7x	3.5x	LHBL	86.9	86.9	1.0	500	43.45					
PRIMELIFE	81.7	-4.0%	33.0	NM	NM	PUBALIBANK	19,582	1.0%	5.4x	0.7x	PRIMEINSUR	92.0	88.0	6.0	340	30.77					
RINGSHINE	10.5	-3.7%	42.4	36.6x	0.6x	IFIC	17,878	0.9%	14.1x	1.0x	POWERGRID	75.5	70.4	2.0	412	29.03					
SAVAREFR	172.5	-3.5%	0.3	NM	420.7x	BSRMLTD	17,172	0.9%	5.9x	0.8x	RENATA	1,350.0	1,350.0	1.0	21	28.35					
AMCL(PRAN)	339.2	-3.3%	27.4	60.5x	4.0x	NBL	16,810	0.9%	6.4x	0.4x	AGNISYSL	28.7	28.0	7.0	534	14.96					
SHASHADNIM	26.6	-3.3%	4.8	17.9x	0.6x	ALARABANK	16,652	0.9%	10.3x	1.2x	BEACONPHAR	211.0	211.0	2.0	55	11.69					
PROGRESLIF	103.0	-3.2%	5.0	NM	NM	ORIONPHARM	16,537	0.9%	26.0x	1.3x	SHEPHERD	32.5	32.5	1.0	330	10.73					
APEXFOOT	318.3	-3.2%	51.3	33.6x	1.3x						FORTUNE	119.0	110.0	4.0	64	7.43					

*NBFI Sector PE calculation methodology has been modified to reflect positive earnings only.

** The base of the Bond index starts at 100, starting from Jan 13, 2022

Block Trade	Maximum Price (BDT)	Minimum Price (BDT)	Turnover (BDT Mn)	Quantity ('000)	No. of Trade
ANWARGALV	380.0	360.0	65.3	176	11
NATLIFEINS	225.0	225.0	55.8	248	1
LHBL	86.9	86.9	43.5	500	1
PRIMEINSUR	92.0	88.0	30.8	340	6
POWERGRID	75.5	70.4	29.0	412	2
RENATA	1,350.0	1,350.0	28.4	21	1
AGNISYSL	28.7	28.0	15.0	534	7
BEACONPHAR	211.0	211.0	11.7	55	2
SHEPHERD	32.5	32.5	10.7	330	1
FORTUNE	119.0	110.0	7.4	64	4
PHOENIXFIN	27.8	27.8	6.0	215	1
BARKAPOWER	28.8	23.6	5.9	230	2
SSSTEEL	19.5	19.5	3.9	200	1
PTL	93.0	92.0	3.1	33	2
RAKCERAMIC	58.0	54.9	3.0	55	2
NAHEEACP	50.0	47.0	3.0	61	2
BSC	144.4	144.4	2.9	20	1
GSPFINANCE	28.5	27.8	2.8	100	3
RELIANCINS	93.1	93.1	2.0	21	1
AL-HAJTEX	92.0	92.0	1.7	18	2
UNITEDFIN	23.5	23.5	1.6	70	1
APEXFOOT	345.0	307.0	1.6	5	2
Total			347.5		73

Upcoming Corporate Events

DSE Ticker	Right Share	Dividend		Event	Date
		Stock	Cash		
Marico Bangladesh Limited	-	0.0%	200.0%	Record Date	16-Feb-22
Singer Bangladesh Limited	-	0.0%	60.0%	Record Date	16-Feb-22
Monno Fabrics Limited		0.0%	1.0%	Record Date	17-Feb-22
Berger Paints Bangladesh Ltd.		0.0%	300.0%	Record Date	17-Feb-22
LafargeHolcim Bangladesh Limited		0.0%	25.0%	Record Date	22-Feb-22
Mithun Knitting and Dyeing Ltd.		0.0%	0.0%	Record Date	22-Feb-22
Grameenphone Ltd.		0.0%	125.0%	Record Date	23-Feb-22
Khan Brothers PP Woven Bag Industries Li		0.0%	2.0%	Record Date	24-Feb-22
Alltex Industries Ltd.		0.0%	1.0%	Record Date	24-Feb-22
RAK Ceramics (Bangladesh) Limited		0.0%	12.5%	Record Date	24-Feb-22

Important DSE News
RAKCERAMIC

The Board of Directors has recommended 12.50% cash dividend for the year ended on December 31, 2021. Date of AGM: 31.03.2022, Time: 11:00 AM, Venue: Digital Platform. Record date: 24.02.2022. The Company has also reported Consolidated EPS of Tk. 2.12, Consolidated NAV per share of Tk. 17.53 and Consolidated NOCFPS of Tk. 1.36 for the year ended on December 31, 2021 as against Tk. 0.73, Tk. 16.41 and Tk. 2.87 respectively for the same period of the previous year.

RDFOOD

Mr. Fahim Kabir, one of the Directors of the Company, has further reported that he has completed his buying of 3,00,000 shares of the Company at prevailing market price through Dhaka Stock Exchange as per declaration disseminated on 23.01.2022.

INTRACO

Intraco Properties Ltd., a Placement holder of the Company (where Mr. H.M Hakim Ali and Mr. Mohammed Riyadh Ali are the Directors (Chairman & Sponsor Director) of Intraco Refueling Station Limited and they are also the Chairman and Managing Director of Intraco Properties Ltd.), has informed that it has completed its sale of 3,00,000 shares of the Company at prevailing market price through Dhaka Stock Exchange as per declaration disseminated on 30.01.2022.

Disclaimer: This report has been prepared by BRAC EPL Stock Brokerage Ltd and is provided for information purposes. It is not, under any circumstances, to be used or considered as an offer to sell, or a solicitation of any offer to buy. Reasonable care has been taken to ensure that the information is not untrue and misleading. BRAC EPL Stock Brokerage Ltd makes no representation or warranty as to the accuracy or completeness of such information. All opinions and estimates included in this report constitute our judgment as of this date and are subject to change without notice.