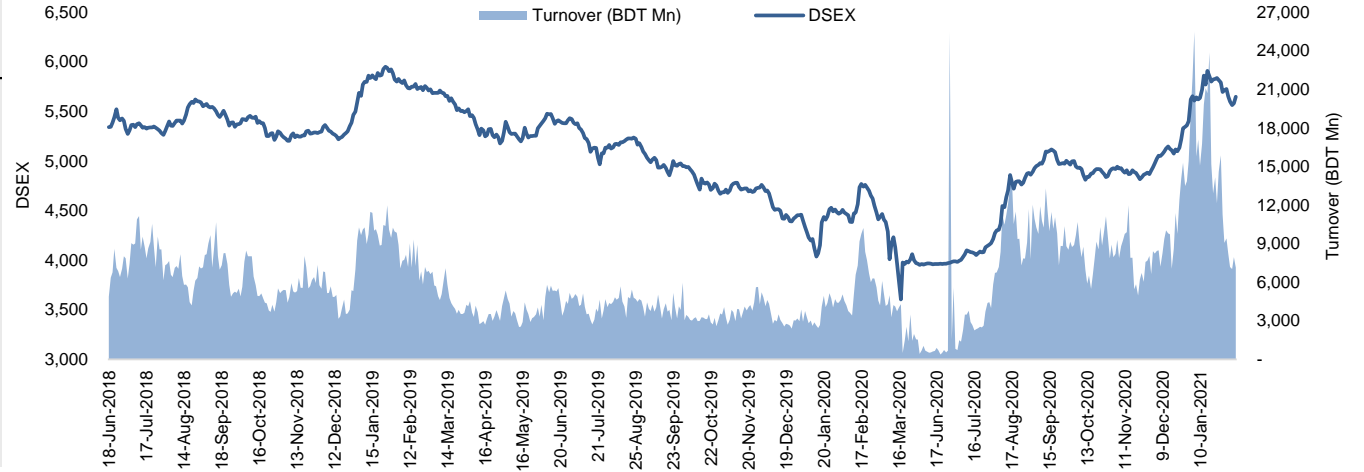


The market closed in green today. The benchmark index DSEX (+1.18%) gained 65.8 points and closed at 5,647.67. The blue-chip index DS30 (+1.74%), the Shariah-based index DSES (+0.86%), and the large-cap index CDSET (+1.39%) closed at 2,173.74, 1,261.30, and 1,211.17 points, respectively. Large-cap sectors posted mixed performance today. Food & Allied booked the highest gain of 5.27% followed by Bank (+1.22%), Pharmaceutical (+1.10%), NBF1 (+0.75%). Engineering experienced the highest loss of 1.78% followed by Fuel & Power (-0.14%), Telecommunication (-0.07%). Block trades contributed 3.6% of the overall market turnover. Bangladesh Export Import Company Ltd. (+1.3%) was the most traded share with a turnover of BDT 852 million.



Index	Closing	Opening	Point Δ	%Δ	YTD %Δ
DSEX	5,647.67	5,581.87	+65.80	+1.18%	+4.5%
DS30	2,173.74	2,136.46	+37.27	+1.74%	+10.7%
DSES	1,261.30	1,250.57	+10.73	+0.86%	+1.5%
CDSEI	1,211.17	1,194.57	+16.60	+1.39%	+7.8%

	Advanced	Declined	Unchanged	Total
All Category	133	107	116	356
A Category (Equity)	106	74	84	264
B Category (Equity)	18	16	20	54
N Category (Equity)	0	5	0	5
Z Category (Equity)	9	12	12	33
Mutual Funds	14	12	11	37
Corporate Bonds	0	1	1	2

		Today	Last Day	Daily %Δ
Mcap	Mn BDT	4,793,044	4,767,165	+0.5%
	Mn USD	56,415	56,111	
Turnover	Mn BDT	7,135	7,946	-10.2%
	Mn USD	84	94	
Volume	Mn Shares	170	183	-7.1%
No. of Trade		132,090	152,386	-13.3%

Figure: Sectorial Turnover (BDT Mn)

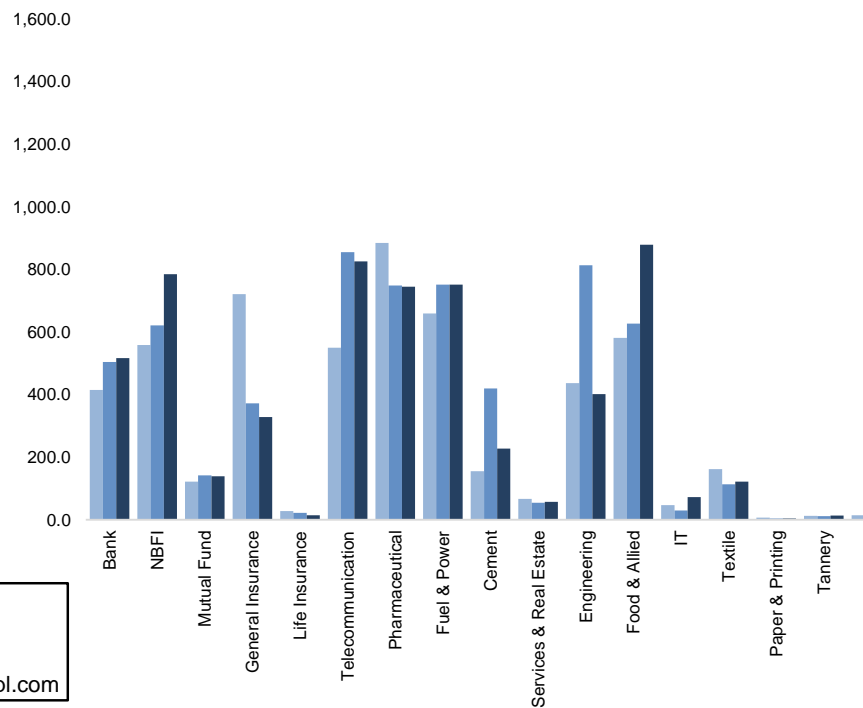
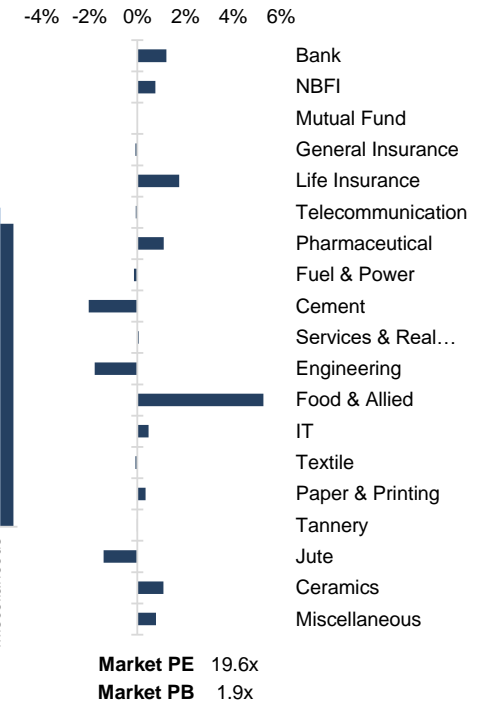


Figure: Sectorial Mcap Change



Md. Rafiqul Islam Research Associate (880) 1708805229 mrafiqulislam@bracepl.com
Md Mahirul Quddus Research Associate (880) 1709636546 mmahirul.quddus@bracepl.com

Sector Index	Closing	Opening	Points Δ	%Δ	No. of Companies	Mcap (BDT Mn)	% of Total Mcap	Turnover (BDT Mn)	% of Total Turnover	PE	PB	Top Twenty Market Cap	Mcap (BDT Mn)	% of Total Mcap	Turnover (BDT Mn)	PE	PB
Bank	1,409	1,392	+17.00	+1.22%	30	586,427	13.9%	516.9	7.5%	8.0x	0.8x	GP	517,435	12.3%	192.8	14.5x	12.2x
NBFI	2,224	2,208	+16.62	+0.75%	23	208,121	4.9%	785.2	11.4%	76.8x	3.5x	WALTONHIL	320,619	7.6%	64.9	47.3x	4.0x
Mutual Fund	941	941	+0.20	+0.02%	37	41,123	1.0%	139.1	2.0%	NM	0.8x	BATBC	305,748	7.3%	820.9	26.6x	8.2x
General Insurance	3,580	3,583	-2.89	-0.08%	37	88,410	2.1%	328.5	4.8%	18.7x	1.7x	ROBI	235,183	5.6%	589.6	NM	3.6x
Life Insurance	2,167	2,129	+37.19	+1.75%	12	58,645	1.4%	14.3	0.2%	NM	NM	SQRPHARMA	203,529	4.8%	224.0	14.3x	2.5x
Telecommunication	6,539	6,543	-4.38	-0.07%	3	780,553	18.5%	825.9	12.0%	21.1x	6.8x	UPGDCL	160,170	3.8%	64.1	19.8x	5.8x
Pharmaceutical	3,345	3,308	+36.42	+1.10%	31	610,935	14.5%	744.7	10.8%	21.3x	2.6x	RENATA	114,238	2.7%	13.1	25.8x	5.0x
Fuel & Power	1,682	1,685	-2.41	-0.14%	21	445,577	10.6%	751.1	10.9%	13.2x	1.4x	ICB	86,867	2.1%	8.1	32.1x	2.0x
Cement	1,576	1,608	-32.77	-2.04%	7	98,915	2.3%	227.2	3.3%	29.6x	2.4x	BXPHARMA	79,274	1.9%	260.1	21.3x	2.4x
Services & Real Estate	1,074	1,074	+0.61	+0.06%	8	42,657	1.0%	56.9	0.8%	NM	0.9x	BEXIMCO	72,472	1.7%	851.7	NM	1.2x
Engineering	3,852	3,922	-69.88	-1.78%	42	497,229	11.8%	401.9	5.8%	32.7x	2.1x	BERGERPBL	70,235	1.7%	24.2	28.4x	7.2x
Food & Allied	19,167	18,207	+959.90	+5.27%	19	398,223	9.4%	878.5	12.7%	33.3x	8.6x	MARICO	67,076	1.6%	93.2	22.3x	40.0x
IT	2,108	2,098	+9.95	+0.47%	10	23,314	0.6%	72.8	1.1%	23.8x	2.0x	BRACBANK	65,896	1.6%	29.8	15.5x	1.5x
Textile	1,056	1,057	-0.76	-0.07%	56	108,639	2.6%	121.4	1.8%	NM	0.7x	LHBL	63,527	1.5%	170.7	30.7x	3.8x
Paper & Printing	5,367	5,348	+18.39	+0.34%	4	15,213	0.4%	3.8	0.1%	63.7x	1.1x	SUMITPOWER	46,559	1.1%	247.3	8.5x	1.3x
Tannery	1,683	1,683	-0.25	-0.01%	6	18,276	0.4%	13.8	0.2%	NM	1.8x	ISLAMIBANK	42,826	1.0%	17.0	7.6x	0.7x
Jute	9,225	9,356	-131.93	-1.41%	3	2,170	0.1%	5.4	0.1%	NM	13.9x	UNILEVERCL	36,806	0.9%	10.7	39.9x	26.1x
Ceramics	461	457	+4.96	+1.09%	5	23,797	0.6%	37.8	0.5%	60.3x	1.6x	OLYMPIC	35,329	0.8%	8.7	17.3x	4.3x
Miscellaneous	2,998	2,974	+23.06	+0.78%	13	167,266	4.0%	968.6	14.1%	51.5x	1.8x	DUTCHBANGL	35,145	0.8%	11.3	7.7x	1.2x
												TITASGAS	33,436	0.8%	9.0	9.8x	0.5x

Top Ten Gainers	Close Price (BDT)	Δ%	Turnover (BDT Mn)	PE	PB
JUTESPINN	96.2	+9.9%	0.1	NM	NM
PRIMEINSUR	45.7	+8.6%	24.8	NM	2.6x
PRIMEFIN	13.0	+8.3%	29.2	93.1x	1.4x
BATBC	1,698.6	+6.2%	820.9	26.6x	8.2x
PREMIERBAN	12.0	+5.3%	52.9	4.5x	0.6x
ALLTEX	10.5	+5.0%	2.0	NM	0.8x
BAYLEASING	26.7	+4.7%	34.0	14.4x	1.3x
SUNLIFEINS	22.5	+4.7%	0.0	NM	NM
AOL	38.6	+4.3%	17.5	18.7x	1.1x
IDLC	78.0	+4.3%	43.1	14.7x	2.1x

Top Twenty Free Float Mcap	Free Float Mcap (BDT Mn)	% of Total Free Float Mcap	PE	PB
SQRPHARMA	133,169	9.0%	14.3x	2.5x
BATBC	80,870	5.4%	26.6x	8.2x
RENATA	55,771	3.8%	25.8x	5.0x
BXPHARMA	55,349	3.7%	21.3x	2.4x
GP	51,743	3.5%	14.5x	12.2x
BEXIMCO	50,332	3.4%	NM	1.2x
BRACBANK	35,423	2.4%	15.5x	1.5x
ROBI	23,401	1.6%	NM	3.6x
LHBL	22,438	1.5%	30.7x	3.8x
OLYMPIC	21,431	1.4%	17.3x	4.3x
EBL	21,312	1.4%	6.6x	1.1x
ISLAMIBANK	20,848	1.4%	7.6x	0.7x
CITYBANK	20,671	1.4%	9.9x	1.1x
NBL	18,199	1.2%	7.4x	0.5x
PUBALIBANK	17,260	1.2%	10.6x	0.7x
SUMITPOWER	17,129	1.2%	8.5x	1.3x
UPGDCL	16,017	1.1%	19.8x	5.8x
LANKABAFIN	14,499	1.0%	30.7x	2.3x
IFIC	14,114	1.0%	12.0x	0.8x
ALARABANK	13,928	0.9%	6.6x	1.1x

Most Traded Share	Close Price (BDT)	Δ%	Turnover (BDT Mn)	PE	PB
BEXIMCO	82.7	+1.3%	851.7	NM	1.2x
BATBC	1,698.6	+6.2%	820.9	26.6x	8.2x
ROBI	44.9	-4.1%	589.6	NM	3.6x
LANKABAFIN	40.5	+3.3%	417.9	30.7x	2.3x
BXPHARMA	177.7	+3.0%	260.1	21.3x	2.4x
SUMITPOWER	43.6	-0.5%	247.3	8.5x	1.3x
SQRPHARMA	229.6	+1.8%	224.0	14.3x	2.5x
EPGL	54.4	-8.1%	205.9	22.3x	1.0x
GP	383.2	+1.8%	192.8	14.5x	12.2x
LHBL	54.7	-2.3%	170.7	30.7x	3.8x

Top Ten Losers	Close Price (BDT)	Δ%	Turnover (BDT Mn)	PE	PB
MIRAKHTER	90.2	-10.0%	93.6	35.9x	2.1x
EPGL	54.4	-8.1%	205.9	22.3x	1.0x
MICEMENT	52.5	-5.2%	2.3	22.2x	1.1x
MATINSPINN	34.3	-4.7%	0.2	9.9x	0.7x
ROBI	44.9	-4.1%	589.6	NM	3.6x
FAMILYTEX	2.6	-3.7%	0.9	NM	0.2x
RELIANCINS	54.2	-3.4%	3.9	8.7x	0.9x
SONALIANS	483.4	-3.4%	5.2	NM	2.1x
GREENDELMMF	7.6	-2.6%	10.4	NM	0.9x
WALTONHIL	1,058.4	-2.5%	64.9	47.3x	4.0x

Block Trade	Maximum Price (BDT)	Minimum Price (BDT)	Turnover (BDT Mn)	Quantity ('000)	No. of
AMANFEED	33.6	33.6	3.4	100	1
ASIANS	92.0	92.0	2.3	25	1
BATBC	1,620.0	1,605.0	1.3	1	2
BEACONPHAR	85.0	81.0	41.1	507	2
BERGERPBL	1,510.0	1,510.0	22.7	15	5
BEXIMCO	89.7	74.0	1.3	17	2
DBH	87.8	87.8	0.5	6	1
EPGL	63.0	59.2	7.0	115	2
GBBPOWER	26.0	25.7	1.3	50	2
GENEXIL	53.5	52.7	14.2	267	10

Block Trade	Maximum Price (BDT)	Minimum Price (BDT)	Turnover (BDT Mn)	Quantity ('000)	No. of Trade
LANKABAFIN	39.5	39.5	0.9	23	1
LINDEBD	1,320.0	1,320.0	26.4	20	1
MLDYEING	49.5	49.5	0.5	10	1
NAHEEACP	51.7	51.7	2.4	46	1
NPOLYMAR	51.0	51.0	1.2	23	1
RENATA	1,172.0	1,168.3	81.2	69	2
RUPALIINS	36.5	36.5	1.7	47	1
SEAPEARL	74.1	74.1	0.6	7	1
SHASHADNIM	21.1	21.1	0.8	37	1
SINGERBD	177.1	177.1	5.3	30	1
SSSTEEL	19.1	19.1	20.5	1,075	3
SUMITPOWER	48.0	48.0	0.7	15	1
Total			237.2		43

Important DSE News
RAKCERAMIC

The Board of Directors has recommended 10% cash dividend for the year ended on December 31, 2020. Date of AGM: 31.03.2021, Time: 11:00 AM, Venue: Digital Platform. Record date: 25.02.2021. The Company has also reported Consolidated EPS of Tk. 0.73, Consolidated NAV per share of Tk. 16.41 and Consolidated NOCFPS of Tk. 2.87 for the year ended on December 31, 2020 as against Tk. 1.76, Tk. 17.18 and Tk. 3.70 respectively for the same period of the previous year. The Company has informed that in order to comply with the BSEC notification No. SEC/CMRRCD/2009-193/2/admin/103, dated February 05, 2020; the Company is hereby authorized to enter into contract for supply of goods and materials to Mohammed Trading (Owner is Managing Director of RAK Ceramics (Bangladesh) Limited) amounting to 1% or above of the revenue for the immediate preceding financial year subject to approval of the shareholders.

LHBL

The Company has informed that the Board of Directors of the Company passed a resolution on 03.02.2021 for issuance of a Notice of Arbitration against Jalalabad Gas Transmission & Distribution Systems Ltd. (JGTDS). The Company and JGTDS entered into a Gas Sales Agreement (GSA) dated 19.01.2003 under which JGTDS supplies gas to the plant of the Company located at Chhatak. A dispute has arisen between the parties in relation to the price of gas. The Notice of Arbitration has been issued in terms of the GSA.

BXSYNTH

BSEC News: Referring to the earlier news disseminated on 20.01.2021 regarding Suspension of trading of the shares of BXSYNTH as per BSEC Directive, the trading of the shares has been further suspended for 15 days effective from February 05, 2021 as per BSEC Directive No. BSEC/SRMIC/174-2020/52 dated September 07, 2020 under Section 9(7) of the Securities and Exchange Ordinance, 1969 (Ordinance No. XVII of 1969) subject to the compliance of Section 9(8) of this Ordinance.

Upcoming Corporate Events

DSE Ticker	Right Share	Dividend		Event	Date
		Stock	Cash		
MARICO	-	0.0%	200.0%	Record Date	15-Feb-21
SINGERBD	-	0.0%	30.0%	Record Date	16-Feb-21

Upcoming IPOs

Company Name	Event	Opening Date	Closing Date
NRB Commercial Bank Ltd	Subscription	03-02-21	09-02-21
Desh General Insurance	Subscription	14-02-21	18-02-21

Disclaimer: This report has been prepared by BRAC EPL Stock Brokerage Ltd and is provided for information purposes. It is not, under any circumstances, to be used or considered as an offer to sell, or a solicitation of any offer to buy. Reasonable care has been taken to ensure that the information is not untrue and misleading. BRAC EPL Stock Brokerage Ltd makes no representation or warranty as to the accuracy or completeness of such information. All opinions and estimates included in this report constitute our judgment as of this date and are subject to change without notice.