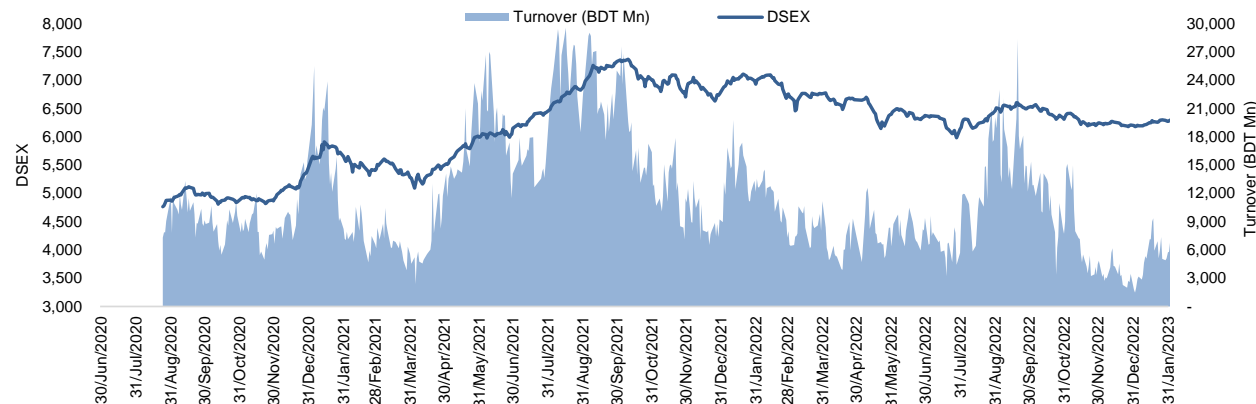


Daily Market Update

The market closed in red today. The benchmark index DSEX (-0.13%) lost 8.2 points and closed at 6,286.53. The blue-chip index DS30 (-0.20%), the Shariah-based index DSES (-0.42%), and the large-cap index CDSET (-0.13%) closed at 2,226.27, 1,368.21, and 1,222.70 points, respectively. Large-cap sectors posted mixed performance today. Fuel & Power booked the highest gain of 0.22% followed by Bank (+0.19%), Food & Allied (+0.16%), Engineering (+0.03%). Pharmaceutical experienced the highest loss of 0.36% followed by NBF (0.00%), NBF (0.00%). Block trades contributed 8.6% of the overall market turnover. Genex Infosys Limited (-3.5%) was the most traded share with a turnover of BDT 1,012 million.



Index	Closing	Opening	Point Δ	%Δ	YTD %Δ
DSEX	6,286.53	6,294.73	-8.20	-0.13%	+1.3%
DS30	2,226.27	2,230.73	-4.46	-0.20%	+1.4%
DSES	1,368.21	1,373.96	-5.75	-0.42%	+0.7%
CDSET	1,222.70	1,224.33	-1.63	-0.13%	+0.7%

	Advanced	Declined	Unchanged	Total
All Category	43	135	171	349
A Category (Equity)	34	79	120	233
B Category (Equity)	9	41	44	94
N Category (Equity)	0	4	3	7
Z Category (Equity)	0	11	4	15
Mutual Funds	0	1	18	19
Corporate Bonds	1	0	3	4
Treasury Bonds	0	0	0	0

* Based on Traded Scrips

	Today	Last Day	Daily %Δ	
Mcap	Mn BDT	7,671,082	7,673,382	-0.0%
	Mn USD	73,486	73,508	-0.0%
Turnover	Mn BDT	7,527	6,871	+9.6%
	Mn USD	72	66	+9.6%
Volume	Mn Shares	101	104	-3.0%
	No. of Trade	136,227	125,588	+8.5%

* Average Interbank Exchange Rate is BDT 104.39 as of Feb 02, 2023

Fahim Hassan Research Analyst (880) 1709636546 fahim.hassan@bracepl.com	Md. Tanvir Ahmed Research Associate (880) 1708805201 mtanvir.ahmed@bracepl.com
---	--

Figure: Sectorial Turnover (BDT Mn)

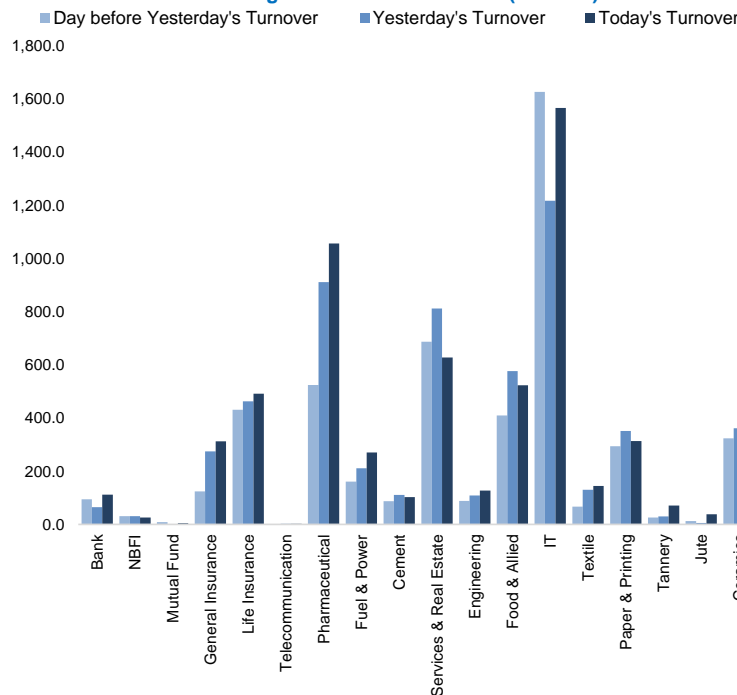
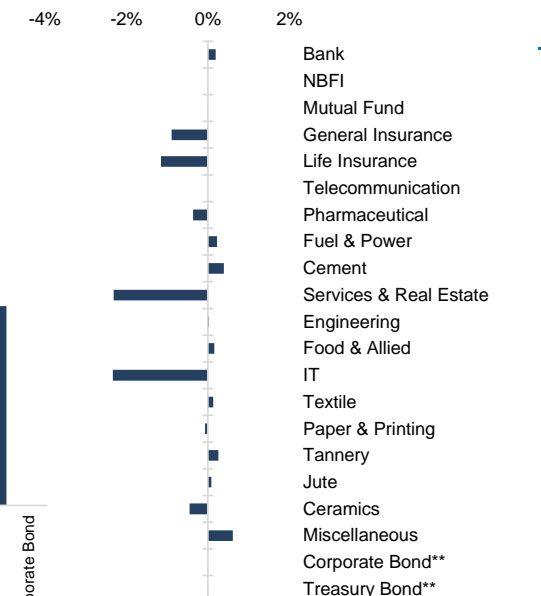


Figure: Sectorial Mcap Change



Market PE 18.4x

Market PB 1.6x

Sector Index	Closing	Opening	Points Δ	%Δ	No. of Companies	Mcap (BDT Mn)	% of Total Mcap	Turnover (BDT Mn)	% of Total Turnover	PE	PB	Top Twenty Market Cap	Mcap (BDT Mn)	% of Total Mcap	Turnover (BDT Mn)	PE	PB
Bank	1,436	1,434	+2.71	+0.19%	34	670,952	8.8%	111.6	1.6%	7.8x	0.7x	GP	386,996	8.6%	1.1	12.9x	8.4x
NBFI	1,930	1,930	-	-	23	188,315	2.5%	25.5	0.4%	NM	4.5x	WALTONHIL	317,378	7.0%	0.0	40.4x	4.8x
Mutual Fund	849	849	-0.15	-0.02%	37	38,397	0.5%	4.0	0.1%	NM	0.8x	BATBC	280,098	6.2%	1.2	16.8x	6.7x
General Insurance	3,398	3,428	-30.43	-0.89%	42	99,161	1.3%	312.5	4.5%	16.6x	1.6x	SQURPHARMA	185,977	4.1%	8.2	9.7x	1.8x
Life Insurance	2,649	2,680	-30.88	-1.15%	14	74,302	1.0%	491.9	7.2%	NM	NM	ROBI	157,138	3.5%	0.2	NM	2.4x
Telecommunication	4,946	4,946	-	-	3	580,232	7.6%	2.8	0.0%	17.4x	4.7x	RENATA	139,689	3.1%	0.1	31.1x	4.7x
Pharmaceutical	3,765	3,778	-13.64	-0.36%	34	730,291	9.6%	1,056.3	15.4%	18.8x	2.4x	UPGDCL	135,475	3.0%	0.0	13.6x	3.8x
Fuel & Power	1,700	1,696	+3.76	+0.22%	23	448,125	5.9%	271.0	3.9%	17.0x	1.1x	BEXIMCO	101,302	2.2%	0.8	8.8x	1.2x
Cement	2,340	2,331	+9.16	+0.39%	7	112,391	1.5%	102.5	1.5%	34.0x	2.5x	BERGERPBL	80,619	1.8%	0.7	27.3x	6.7x
Services & Real Esta	2,184	2,236	-51.60	-2.31%	8	86,294	1.1%	627.9	9.1%	36.7x	1.1x	LHBL	76,535	1.7%	100.3	18.7x	4.1x
Engineering	4,491	4,490	+1.15	+0.03%	42	527,080	6.9%	127.0	1.8%	51.0x	2.1x	ICB	74,119	1.6%	0.3	NM	1.7x
Food & Allied	21,413	21,379	+33.61	+0.16%	21	381,549	5.0%	523.0	7.6%	21.2x	7.5x	BEACONPHAR	67,960	1.5%	50.5	72.5x	11.0x
IT	3,352	3,432	-79.90	-2.33%	11	43,698	0.6%	1,566.0	22.8%	31.8x	3.0x	BXPHARMA	65,222	1.4%	75.4	14.1x	1.6x
Textile	1,589	1,587	+2.04	+0.13%	58	167,089	2.2%	145.1	2.1%	42.7x	1.0x	BRACBANK	57,619	1.3%	0.2	10.9x	1.0x
Paper & Printing	10,851	10,858	-7.39	-0.07%	6	41,807	0.6%	313.7	4.6%	41.3x	2.1x	ISLAMIBANK	53,291	1.2%	6.5	10.9x	0.8x
Tannery	3,059	3,051	+7.86	+0.26%	6	32,306	0.4%	70.8	1.0%	46.8x	3.1x	DUTCHBANGL	43,554	1.0%	0.9	7.4x	1.1x
Jute	12,530	12,519	+10.87	+0.09%	3	3,065	0.0%	38.2	0.6%	NM	4.8x	TITASGAS	40,459	0.9%	0.4	13.2x	0.5x
Ceramics	714	717	-3.22	-0.45%	5	33,027	0.4%	337.2	4.9%	42.6x	1.9x	POWERGRID	37,347	0.8%	0.0	NM	0.4x
Miscellaneous	4,137	4,112	+25.09	+0.61%	14	222,981	2.9%	749.8	10.9%	13.2x	1.8x	SUMITPOWER	36,308	0.8%	0.0	10.7x	0.9x
Corporate Bond**	88	88	-	-	9	36,415	0.5%	1.5	0.0%	NM	NM	BSCCL	36,098	0.8%	1.4	14.3x	2.9x
Treasury Bond**	96	96	+0.00	+0.00%	252	3,073,561	40.5%	0.0	0.0%	NM	NM						

Top Ten Gainers	Close Price (BDT)	Δ%	Turnover (BDT Mn)	PE	PB	Top Twenty Free Float Mcap (BDT Mn)	% of Total Free Float Mcap	PE	PB	Most Traded Share	Close Price (BDT)	Δ%	Turnover (BDT Mn)	PE	PB	
HWAWELLTEX	52.9	+10.0%	19.1	NM	1.5x	SQURPHARMA	121,685	7.2%	9.7x	1.8x	GENEXIL	105.6	-3.5%	1,011.8	31.9x	5.7x
LIBRAINFU	723.1	+6.2%	7.3	NM	0.6x	BATBC	74,086	4.4%	16.8x	6.7x	BSC	140.7	+5.5%	676.3	9.7x	1.8x
ORIONINFU	385.9	+5.8%	164.1	NM	28.9x	BEXIMCO	70,355	4.1%	8.8x	1.2x	ORIONPHARM	92.3	+1.5%	462.2	26.3x	1.0x
APEXFOOT	277.1	+5.8%	66.9	22.3x	1.2x	RENATA	68,196	4.0%	31.1x	4.7x	OLYMPIC	146.8	+2.0%	281.4	19.1x	3.1x
BSC	140.7	+5.5%	676.3	9.7x	1.8x	BEACONPHAR	47,572	2.8%	72.5x	11.0x	SPCERAMICS	50.3	-2.3%	251.8	93.1x	1.6x
DSHGARME	114.9	+4.9%	2.8	NM	6.3x	BXPHARMA	45,538	2.7%	14.1x	1.6x	AAMRANET	67.2	-3.6%	245.9	21.1x	1.8x
JAMUNAOIL	178.5	+3.2%	32.9	7.5x	1x	GP	38,700	2.3%	12.9x	8.4x	EHL	105.6	-2.4%	231.3	16.6x	1.4x
RANFOUNDRY	160.2	+3.2%	7.9	42.6x	5.3x	BRACBANK	30,976	1.8%	10.9x	1.0x	BPML	88.2	-0.2%	230.7	24.3x	1.2x
AMBEEPHA	481.8	+3.2%	1.0	NM	22.3x	LHBL	27,032	1.6%	18.7x	4.1x	ORIONINFU	385.9	+5.8%	164.1	NM	28.9x
ANLIMAYARN	32.0	+2.9%	1.8	NM	3.1x	ISLAMIBANK	23,938	1.4%	10.9x	0.8x	GEMINISEA	455.4	+2.5%	145.7	32.5x	26.5x

Top Ten Losers	Close Price (BDT)	Δ%	Turnover (BDT Mn)	PE	PB	Block Trade	Maximum Price (BDT)	Minimum Price (BDT)	No. of Trade	Quantity ('000)	Turnover (BDT Mn)
BEACONPHAR	294.2	-4.5%	50.5	72.5x	11.0x	SEAPEARL	294.5	277.5	11.0	424	117.96
MEGHNALIFE	85.4	-4.2%	114.1	NM	NM	IPDC	57.6	51.9	6.0	2,021	110.01
AAMRANET	67.2	-3.6%	245.9	21.1x	1.8x	BSC	136.0	132.0	4.0	563	76.40
GENEXIL	105.6	-3.5%	1,011.8	31.9x	5.7x	BEXIMCO	115.9	104.1	10.0	655	75.08
SEAPEARL	261.6	-3.5%	127.1	63.5x	18.5x	BXPHARMA	146.2	146.2	1.0	400	58.48
SONALILIFE	67.3	-3.4%	53.1	NM	NM	SILVAPHL	20.5	19.5	11.0	1,164	22.75
RUPALILIFE	90.4	-3.4%	117.3	NM	NM	ADNTEL	125.0	116.2	2.0	179	21.76
EGEN	50.2	-3.3%	26.3	34.6x	2.3x	BATBC	480.0	479.8	11.0	45	21.60
SANDHANINS	28.4	-3.1%	10.2	NM	NM	MEGHNALIFE	94.0	91.0	2.0	157	14.73
PRAGATIINS	71.9	-3.0%	15.0	12.3x	1.2x	SQURPHARMA	205.5	202.0	15.0	72	14.65

* NBFI Sector PE calculation methodology has been modified to reflect positive earnings only.
 ** The base of the Bond Index starts at 100, starting from Jan 13, 2022
 Similarly, Treasury Bond Index starts at 100, starting from Oct 10, 2022

Block Trade	Maximum Price (BDT)	Minimum Price (BDT)	Turnover (BDT Mn)	Quantity ('000)	No. of Trade
SEAPEARL	294.5	277.5	118.0	424	11
IPDC	57.6	51.9	110.0	2,021	6
BSC	136.0	132.0	76.4	563	4
BEXIMCO	115.9	104.1	75.1	655	10
BXPHARMA	146.2	146.2	58.5	400	1
SILVAPHL	20.5	19.5	22.8	1,164	11
ADNTEL	125.0	116.2	21.8	179	2
BATBC	480.0	479.8	21.6	45	11
MEGHNALIFE	94.0	91.0	14.7	157	2
SQURPHARMA	205.5	202.0	14.6	72	15
BRACBANK	38.1	34.7	12.1	319	2
BDFINANCE	42.6	42.3	7.4	173	5
BSCCL	200.7	199.8	6.7	34	10
SONALIPAPR	661.0	569.0	6.1	10	5
ANWARGALV	213.4	194.7	6.1	29	2
ITC	43.4	40.0	6.0	145	3
AAMRANET	71.1	71.1	5.7	80	1
ORIONPHARM	99.8	89.0	5.1	55	2
GP	264.9	263.0	5.0	19	8
ACFL	26.2	26.2	4.6	176	1
DELTALIFE	136.5	136.5	4.1	30	1
ACIFORMULA	156.0	155.0	4.0	26	2
Total			649.3		161

Important DSE News

DBLPBOND

Trading of the Bond of Dhaka Bank Perpetual Bond will commence at DSE from today i.e. February 05, 2023 under 'N' category. DSE Trading Code for Dhaka Bank Perpetual Bond is "DBLPBOND" and DSE Company Code is 26012. Some salient features of the bond are as follows: 1. Name of the Bond: Dhaka Bank Perpetual Bond, 2. Issuer: Dhaka Bank Limited, 3. Issue price: BDT 5,000 per bond, 4. Face value: BDT 5,000 per bond, 5. Market lot: 01 (One), 6. Tenure: N/A, 7. Coupon rate: 6%-10%, 8. Coupon payment frequency: Semi-Annual.

IMAMBUTTON

The Company has informed that Prof. Mohammad Sogir Hossain Khandoker, PhD has been elected as Chairman and Mr. ASM Hasib Hasan has been appointed as the Managing Director & CEO of the Company.

ALIF

Refer to their earlier news disseminated by DSE on 29.11.2022 about special resolution regarding utilization of Right Share Issue fund, the Company has further informed that Bangladesh Securities and Exchange Commission has accorded its consent to the approval of revised right issue proceeds utilization by the shareholders in its 27th AGM.

Upcoming Corporate Events

DSE Ticker	Right Share	Dividend		Event	Date
		Stock	Cash		
CBLPBOND		0.0%	5.0%	Record Date	15-Feb-23
SINGERBD		0.0%	10.0%	Record Date	16-Feb-23
RAKCERAMIC		0.0%	10.0%	Record Date	16-Feb-23
1STPRIMFMF		0.0%	11.0%	Record Date	19-Feb-23
INTECH		0.0%	0.0%	Record Date	20-Feb-23
SSSTEEL		0.0%	2.0%	Record Date	22-Feb-23
GP		0.0%	95.0%	Record Date	26-Feb-23

Disclaimer: This report has been prepared by BRAC EPL Stock Brokerage Ltd and is provided for information purposes. It is not, under any circumstances, to be used or considered as an offer to sell, or a solicitation of any offer to buy. Reasonable care has been taken to ensure that the information is not untrue and misleading. BRAC EPL Stock Brokerage Ltd makes no representation or warranty as to the accuracy or completeness of such information. All opinions and estimates included in this report constitute our judgment as of this date and are subject to change without notice.