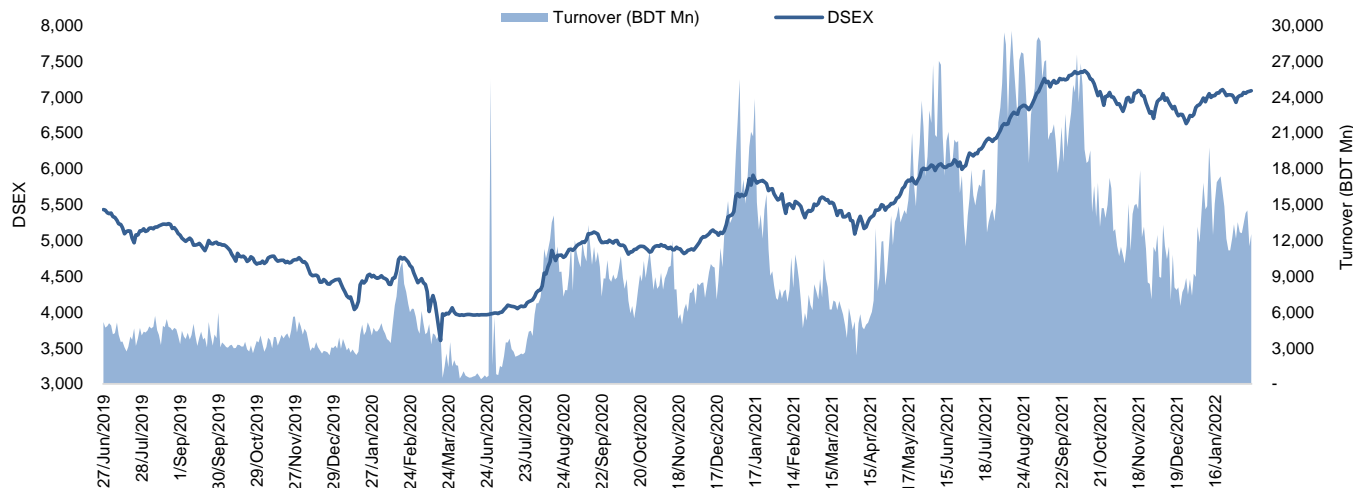


The market closed in green today. The benchmark index DSEX (+0.06%) gained 4.57 points and closed at 7,085.95. The blue-chip index DS30 (-0.29%), the Shariah-based index DSES (+0.31%), and the large-cap index CDSET (-0.10%) closed at 2,597.49, 1,517.62, and 1,402.67 points, respectively. Most of the large-cap sectors posted negative performance today. Food & Allied experienced the highest loss of 1.94% followed by NBFI (-0.68%), Telecommunication (-0.20%), Engineering (-0.12%), Fuel & Power (-0.03%), Bank (+0.08%), and Pharmaceutical (+0.63%), respectively. Block trades contributed 0.5% of the overall market turnover. Bangladesh Shipping Corporation (-1.6%) was the most traded share with a turnover of BDT 869 million.



Index	Closing	Opening	Point Δ	%Δ	YTD %Δ
DSEX	7,085.95	7,081.38	+4.57	+0.06%	+4.9%
DS30	2,597.49	2,604.98	-7.49	-0.29%	+2.6%
DSES	1,517.62	1,512.89	+4.72	+0.31%	+6.0%
CDSET	1,402.67	1,404.01	-1.34	-0.10%	+3.2%

	Advanced	Declined	Unchanged	Total
All Category	171	163	46	380
A Category (Equity)	97	130	36	263
B Category (Equity)	50	28	7	85
N Category (Equity)	2	4	1	7
Z Category (Equity)	22	1	2	25
Mutual Funds	10	11	14	35
Corporate Bonds	4	0	1	5

		Today	Last Day	Daily %Δ
Mcap	Mn BDT	5,667,530	5,674,486	-0.1%
	Mn USD	65,902	65,982	
Turnover	Mn BDT	12,543	11,508	+9.0%
	Mn USD	146	134	
Volume	Mn Shares	286	283	+1.2%
No. of Trade		266,990	222,282	+20.1%

Figure: Sectorial Turnover (BDT)

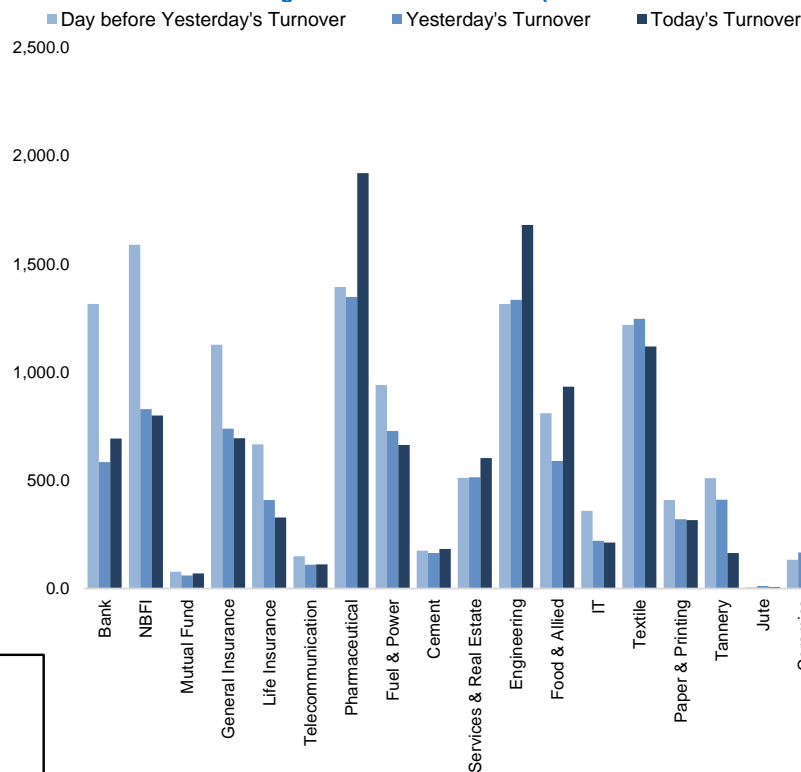
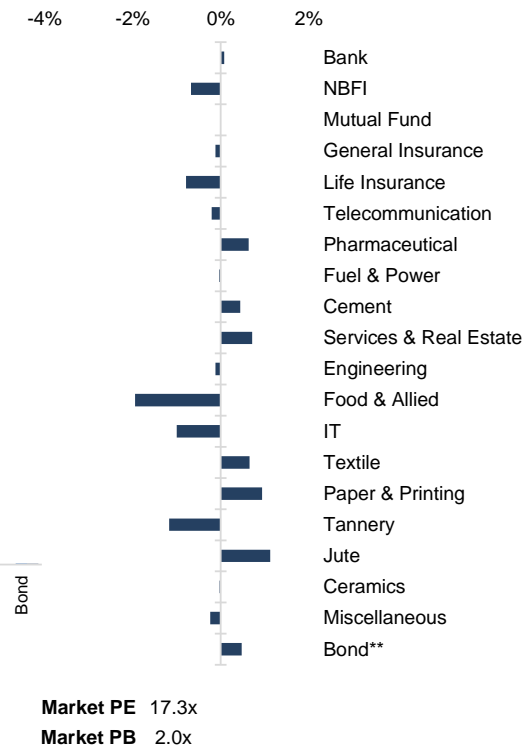


Figure: Sectorial Mcap Change



Market PE 17.3x
Market PB 2.0x

Fahim Hassan Research Associate (880) 1709636546 fahim.hassan@bracepl.com	Md. Mahmudul Hasan Junior Research Associate (880) 1708805201 mmahmudul.hasan@bracepl.com
---	---

Sector Index	Closing	Opening	Points Δ	%Δ	No. of Companies	Mcap (BDT Mn)	% of Total Mcap	Turnover (BDT Mn)	% of Total Turnover	PE	PB	Top Twenty Market Cap	Mcap (BDT Mn)	% of Total Mcap	Turnover (BDT Mn)	PE	PB
Bank	1,630	1,628	+1.35	+0.08%	33	754,565	14.9%	692.3	5.7%	8.2x	0.9x	GP	483,407	9.5%	20.1	14.2x	9.7x
NBFI	2,420	2,436	-16.47	-0.68%	23	235,517	4.6%	799.2	6.6%	NM	4.3x	BATBC	338,850	6.7%	504.0	22.6x	9.2x
Mutual Fund	903	903	-0.10	-0.01%	37	41,589	0.8%	70.2	0.6%	NM	0.8x	WALTONHIL	333,494	6.6%	6.4	23.1x	3.6x
General Insurance	4,712	4,718	-5.52	-0.12%	40	138,062	2.7%	693.7	5.7%	21.5x	2.3x	SQURPHARMA	204,238	4.0%	137.7	11.5x	2.1x
Life Insurance	2,848	2,870	-22.61	-0.79%	13	80,370	1.6%	328.8	2.7%	NM	NM	ROBI	203,232	4.0%	56.5	88.5x	3.1x
Telecommunication	6,121	6,134	-12.48	-0.20%	3	722,819	14.2%	111.2	0.9%	18.7x	5.7x	UPGDCL	150,315	3.0%	17.7	12.3x	5.1x
Pharmaceutical	4,049	4,023	+25.49	+0.63%	32	755,149	14.9%	1,919.4	15.8%	18.9x	2.8x	RENATA	145,825	2.9%	11.4	27.0x	5.4x
Fuel & Power	1,941	1,942	-0.62	-0.03%	23	507,218	10.0%	662.9	5.4%	12.4x	1.3x	BEXIMCO	128,994	2.5%	486.5	10.3x	1.8x
Cement	2,789	2,777	+12.28	+0.44%	7	137,394	2.7%	182.9	1.5%	20.4x	2.8x	ICB	103,467	2.0%	6.7	53.7x	2.3x
Services & Real Estate	1,562	1,551	+11.09	+0.71%	8	60,538	1.2%	602.3	4.9%	NM	1.2x	LHBL	91,865	1.8%	112.0	23.7x	4.6x
Engineering	4,855	4,861	-5.90	-0.12%	42	568,852	11.2%	1,679.3	13.8%	19.3x	2.0x	BXPHARMA	87,572	1.7%	80.2	14.4x	2.3x
Food & Allied	25,516	26,022	-505.86	-1.94%	21	451,140	8.9%	931.8	7.7%	28.2x	9.7x	BERGERPBL	83,921	1.7%	7.6	27.8x	7.6x
IT	3,264	3,296	-32.84	-1.00%	11	41,471	0.8%	211.9	1.7%	33.2x	2.9x	BRACBANK	79,354	1.6%	71.1	13.8x	1.6x
Textile	1,657	1,646	+10.75	+0.65%	58	179,660	3.5%	1,118.2	9.2%	30.6x	1.1x	MARICO	75,691	1.5%	7.5	22.0x	29.3x
Paper & Printing	9,385	9,297	+87.60	+0.94%	6	33,808	0.7%	316.6	2.6%	NM	2.3x	BEACONPHAR	53,246	1.0%	69.0	45.5x	9.5x
Tannery	3,741	3,785	-44.26	-1.17%	6	39,612	0.8%	163.9	1.3%	NM	3.9x	ISLAMIBANK	52,325	1.0%	14.9	9.7x	0.8x
Jute	8,524	8,429	+94.82	+1.12%	3	1,978	0.0%	6.0	0.0%	NM	24.4x	DUTCHBANGL	50,474	1.0%	14.0	8.6x	1.4x
Ceramics	775	775	-0.18	-0.02%	5	34,674	0.7%	148.0	1.2%	33.8x	2.2x	POWERGRID	49,036	1.0%	102.5	14.1x	0.5x
Miscellaneous	4,712	4,723	-11.12	-0.24%	14	259,171	5.1%	1,529.4	12.6%	14.5x	2.3x	TITASGAS	44,119	0.9%	109.7	12.9x	0.6x
Bond**	90	90	+0.43	+0.48%	7	32,735	0.6%	3.8	0.0%	NM	NM	SUMITPOWER	42,715	0.8%	54.9	9.0x	1.2x

Top Ten Gainers	Close Price (BDT)	Δ%	Turnover (BDT Mn)	PE	PB	Top Twenty Free Float Mcap	Free Float Mcap (BDT Mn)	% of Total Free Float Mcap	PE	PB	Most Traded Share	Close Price (BDT)	Δ%	Turnover (BDT Mn)	PE	PB
SHYAMPSUG	83.8	+10.0%	3.6	NM	NM	SQURPHARMA	133,633	7.0%	11.5x	2.1x	BSC	141.1	-1.6%	869.5	12.4x	2.1x
ZEALBANGLA	134.9	+9.9%	3.8	NM	NM	BATBC	89,626	4.7%	22.6x	9.2x	ORIONPHARM	113.3	+4.9%	796.6	28.3x	1.4x
UNIONINS	65.5	+9.9%	86.9	51.1x	4.3x	BEXIMCO	85,975	4.5%	10.3x	1.8x	BATBC	627.5	-2.6%	504.0	22.6x	9.2x
ARAMITCEM	40.1	+9.9%	36.9	89.1x	1.5x	RENATA	71,061	3.7%	27.0x	5.4x	BEXIMCO	147.2	-0.7%	486.5	10.3x	1.8x
BDTHAIFOOD	37.2	+9.7%	8.0	69.9x	2.6x	BXPHARMA	61,143	3.2%	14.4x	2.3x	BAYLEASING	35.4	-2.7%	342.3	12.3x	1.6x
PRIMETEX	26.9	+8.9%	46.2	10.2x	0.4x	GP	48,341	2.5%	14.2x	9.7x	SAIFPOWER	45.0	-0.7%	261.6	25.1x	2.7x
TAMIJTEX	234.7	+8.7%	9.9	50.5x	2.8x	BRACBANK	42,661	2.2%	13.8x	1.6x	NAHEEACP	56.7	+4.0%	240.5	25.2x	3.2x
MONOSPOOL	232.3	+8.6%	67.0	NM	5.7x	BEACONPHAR	37,272	1.9%	45.5x	9.5x	BBS	26.8	+3.5%	236.3	50.1x	1.8x
BDWELDING	21.0	+8.2%	16.2	NM	1.8x	LHBL	32,447	1.7%	23.7x	4.6x	GPHISPAT	56.3	-0.9%	209.6	12.9x	2.0x
GOLDENSON	20.8	+7.2%	155.0	34.1x	1.0x	EBL	25,707	1.3%	6.8x	1.2x	ACMELAB	103.1	+3.0%	175.3	11.6x	1.1x

Top Ten Losers	Close Price (BDT)	Δ%	Turnover (BDT Mn)	PE	PB	Top Twenty Free Float Mcap	Free Float Mcap (BDT Mn)	% of Total Free Float Mcap	PE	PB	Block Trade	Maximum Price (BDT)	Minimum Price (BDT)	No. of Trade	Quantity ('000)	Turnover (BDT Mn)
TAKAFULINS	77.2	-3.6%	42.0	34.5x	4.1x	CITYBANK	19,679	1.0%	6.5x	0.9x	GENEXIL	165.0	144.0	7.0	718	106.50
TITASGAS	44.6	-3.3%	109.7	12.9x	0.6x	OLYMPIC	19,531	1.0%	18.5x	3.5x	FORTUNE	125.0	125.0	2.0	624	78.00
FASFIN	6.6	-2.9%	15.3	NM	NM	ORIONPHARM	18,034	0.9%	28.3x	1.4x	PROVATIINS	121.0	120.0	4.0	385	46.23
WMSHIPYARD	14.1	-2.8%	33.4	NM	0.6x	IFIC	17,774	0.9%	14.1x	1.0x	PADMALIFE	52.8	52.8	1.0	400	21.12
BAYLEASING	35.4	-2.7%	342.3	12.3x	1.6x	BSRMLTD	17,301	0.9%	5.9x	0.8x	RDFOOD	60.0	59.0	3.0	325	19.20
UNITEDINS	63.9	-2.7%	1.9	NM	1.5x	NBL	17,040	0.9%	6.5x	0.4x	SSSTEEL	19.5	19.5	1.0	700	13.65
GENEXIL	151.0	-2.7%	49.0	39.6x	7.6x	ALARABANK	16,714	0.9%	10.4x	1.2x	BARKAPOW	28.0	28.0	1.0	430	12.04
AGNISYSL	25.4	-2.7%	46.4	29.5x	1.7x						IBP	18.0	18.0	2.0	560	10.08
PHOENIXFIN	25.6	-2.7%	21.8	19.4x	1.1x						RAKCERAMIC	56.5	54.0	3.0	174	9.56
FAREASTLIF	103.1	-2.6%	112.1	NM	NM						BRACBANK	57.1	57.0	5.0	150	8.56

*NBFI Sector PE calculation methodology has been modified to reflect positive earnings only.

** The base of the Bond index starts at 100, starting from Jan 13, 2022

Block Trade	Maximum Price (BDT)	Minimum Price (BDT)	Turnover (BDT Mn)	Quantity ('000)	No. of Trade
GENEXIL	165.0	144.0	106.5	718	7
FORTUNE	125.0	125.0	78.0	624	2
PROVATIINS	121.0	120.0	46.2	385	4
PADMALIFE	52.8	52.8	21.1	400	1
RDFOOD	60.0	59.0	19.2	325	3
SSSTEEL	19.5	19.5	13.7	700	1
BARKAPOWER	28.0	28.0	12.0	430	1
IBP	18.0	18.0	10.1	560	2
RAKCERAMIC	56.5	54.0	9.6	174	3
BRACBANK	57.1	57.0	8.6	150	5
SALVOCHEM	57.6	55.5	6.7	120	3
PENINSULA	42.5	42.5	4.3	100	1
SEAPEARL	47.4	47.4	3.7	79	1
AGNISYSL	26.5	26.5	3.3	125	1
NAHEEACP	54.9	54.9	2.7	50	1
POWERGRID	69.2	69.2	2.5	36	1
YPL	23.0	23.0	2.3	100	1
SQRPHARMA	227.1	227.1	2.3	10	1
AL-HAJTEX	97.0	92.5	2.1	23	3
KTL	37.2	37.2	2.0	53	1
DSSL	18.4	18.4	1.8	100	1
DESHBANDHU	25.6	25.5	1.8	70	2
Total			371.5		60

Upcoming Corporate Events

DSE Ticker	Right Share	Dividend		Event	Date
		Stock	Cash		
Marico Bangladesh Limited	-	0.0%	200.0%	Record Date	15-Feb-22
Singer Bangladesh Limited	-	0.0%	60.0%	Record Date	16-Feb-22
Monno Fabrics Limited	-	0.0%	1.0%	Record Date	17-Feb-22
Berger Paints Bangladesh Ltd.	-	0.0%	300.0%	Record Date	17-Feb-22
LafargeHolcim Bangladesh Limited	-	0.0%	25.0%	Record Date	22-Feb-22
Mithun Knitting and Dyeing Ltd.	-	0.0%	0.0%	Record Date	22-Feb-22
Grameenphone Ltd.	-	0.0%	125.0%	Record Date	23-Feb-22
Khan Brothers PP Woven Bag Industries Limit	-	0.0%	2.0%	Record Date	24-Feb-22
Alltex Industries Ltd.	-	0.0%	1.0%	Record Date	24-Feb-22
RAK Ceramics (Bangladesh) Limited	-	0.0%	12.5%	Record Date	24-Feb-22
NCCBL Mutual Fund-1	-	0.0%	12.0%	Record Date	1-Mar-22
British American Tobacco Bangladesh Compar	-	0.0%	150.0%	Record Date	3-Mar-22

Important DSE News

BATBC

The Board of Directors has recommended 150% final cash dividend (Total 275% Cash Dividend of the Financial Year ended on December 31, 2021 inclusive of 125% Interim Cash Dividend, which has already been paid) for the year ended on December 31, 2021. Date of AGM: 30.03.2022, Time: 10:30 AM, Venue: Digital Platform. Record date: 03.03.2022. The Company has also reported EPS of Tk. 27.72, NAV per share of Tk. 68.13 and NOCFPS of Tk. 14.73 for the year ended on December 31, 2021 as against Tk. 20.16, Tk. 62.96 and Tk. 27.81 respectively for the same period of the previous year.

BSC

(Q2 Un-audited): EPS was Tk. 3.94 for October-December 2021 as against Tk. 1.08 for October-December 2020; EPS was Tk. 8.28 for July-December 2021 as against Tk. 1.66 for July-December 2020. NOCFPS was Tk. 11.57 for July-December 2021 as against Tk. 4.21 for July-December 2020. NAV per share was Tk. 68.56 as on December 31, 2021 and Tk. 60.28 as on June 30, 2021. The company has also informed that EPS has increased significantly in this period comparatively last year's period due to increase of fare of the shipping sector internationally.

PENINSULA

Engineer Mosharraf Hossain, one of the Sponsors of the Company, has further informed that he has completed his buying of 1,73,000 shares of the Company at prevailing market price through Dhaka Stock Exchange as per declaration disseminated on 26.01.2022.

GENEXIL

The Company has further informed that BSEC has accorded consent for issuance of 10% Stock Dividend for the year ended June 30, 2021. The Company has also informed that the Board of Directors has fixed the Record date on 17.02.2022 for entitlement of the aforesaid Bonus Shares.

INTRACO

Intraco Properties Ltd., a Placement holder of the Company (where Mr. H.M Hakim Ali and Mr. Mohammed Riyadh Ali are the directors (Chairman & Sponsor Director) of Intraco Refueling Station Limited and they are also the chairman and Managing Director of Intraco Properties Ltd.), has further informed that it has completed its sale of 3,00,000 shares of the Company at prevailing market price through Dhaka Stock Exchange as per declaration disseminated on 03.02.2022.

Disclaimer: This report has been prepared by BRAC EPL Stock Brokerage Ltd and is provided for information purposes. It is not, under any circumstances, to be used or considered as an offer to sell, or a solicitation of any offer to buy. Reasonable care has been taken to ensure that the information is not untrue and misleading. BRAC EPL Stock Brokerage Ltd makes no representation or warranty as to the accuracy or completeness of such information. All opinions and estimates included in this report constitute our judgment as of this date and are subject to change without notice.