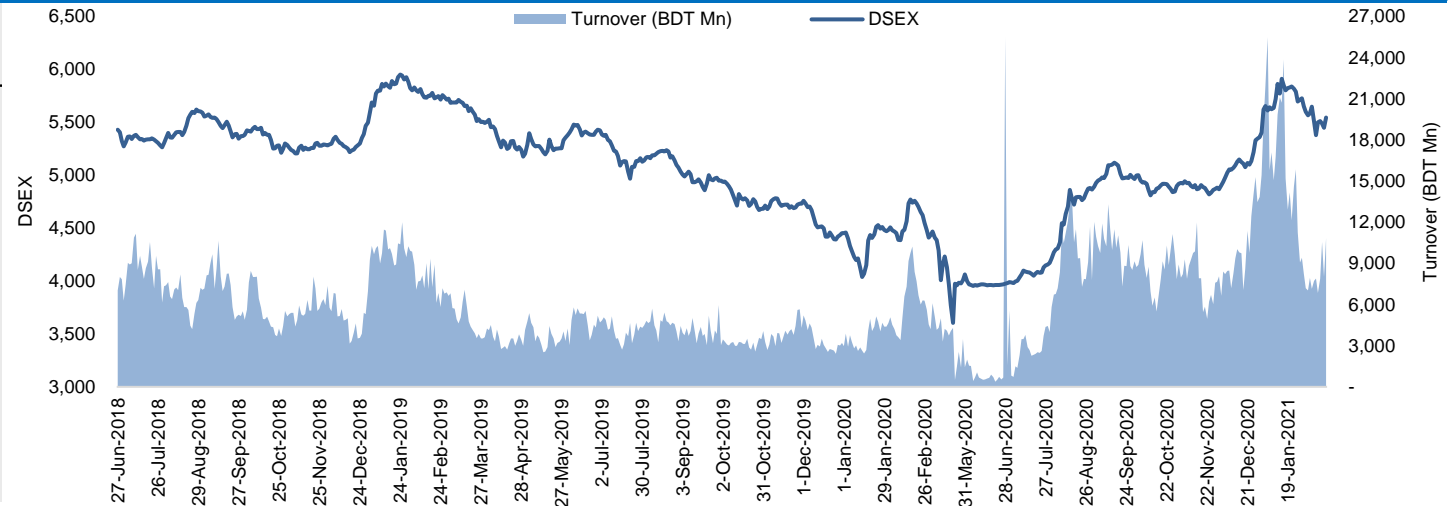


Daily Market Update

The market closed in green today. The benchmark index DSEX (+1.79%) gained 97.45 points and closed at 5,545.09. The blue-chip index DS30 (+2.20%), the Shariah-based index DSES (+1.74%), and the large-cap index CDSET (+2.20%) closed at 2,146.14, 1,260.22, and 1,201.70 points, respectively. All the large-cap sectors posted positive performance today except Food & Allied (-1.74%). Engineering booked the highest gain of 5.02% followed by NBF1 (+4.22%), Telecommunication (+3.51%), Fuel & Power (+1.98%), Pharmaceutical (+1.40%), and Bank (+1.27%), respectively. Block trades contributed 8.8% of the overall market turnover. Bangladesh Export Import Company Ltd. (+4.4%) was the most traded share with a turnover of BDT 2,382 million.

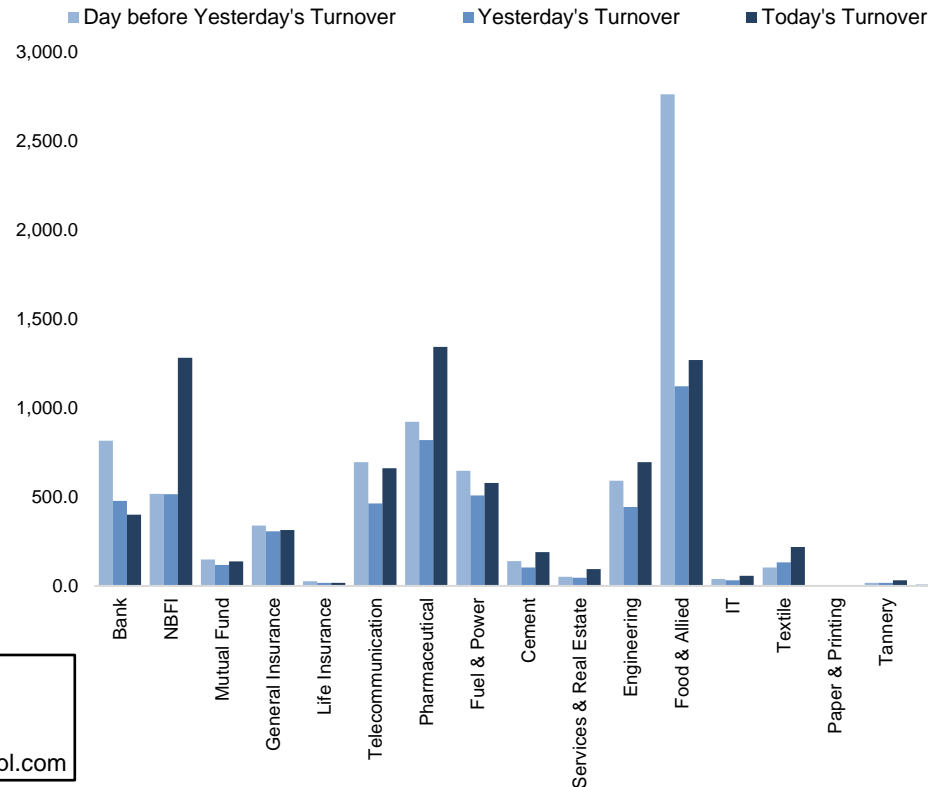
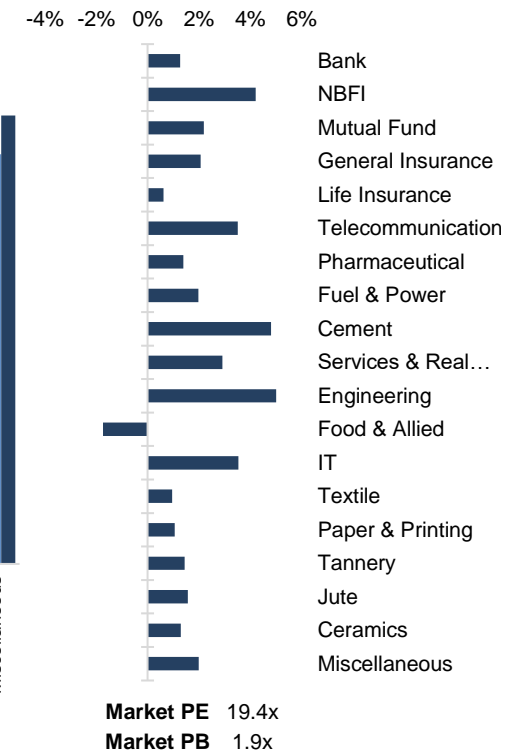


| Index | Closing | Opening | Point Δ | %Δ | YTD %Δ |
|-------|----------|----------|---------|--------|--------|
| DSEX | 5,545.09 | 5,447.64 | +97.45 | +1.79% | +2.6% |
| DS30 | 2,146.14 | 2,099.99 | +46.15 | +2.20% | +9.3% |
| DSES | 1,260.22 | 1,238.62 | +21.60 | +1.74% | +1.5% |
| CDSET | 1,201.70 | 1,175.78 | +25.92 | +2.20% | +7.0% |

| | Advanced | Declined | Unchanged | Total |
|---------------------|----------|----------|-----------|-------|
| All Category | 226 | 34 | 91 | 351 |
| A Category (Equity) | 172 | 24 | 66 | 262 |
| B Category (Equity) | 35 | 3 | 14 | 52 |
| N Category (Equity) | 5 | 1 | 0 | 6 |
| Z Category (Equity) | 14 | 6 | 11 | 31 |
| Mutual Funds | 31 | 3 | 3 | 37 |
| Corporate Bonds | 2 | 0 | 0 | 2 |

| | Today | Last Day | Daily %Δ | |
|--------------|-----------|-----------|-----------|--------|
| Mcap | Mn BDT | 4,748,355 | 4,656,484 | +2.0% |
| | Mn USD | 55,889 | 54,808 | |
| Turnover | Mn BDT | 10,823 | 8,017 | +35.0% |
| | Mn USD | 127 | 94 | |
| Volume | Mn Shares | 218 | 193 | +12.6% |
| No. of Trade | | 169,157 | 136,674 | +23.8% |

| | |
|---|---|
| Md. Rafiqul Islam Research Associate (880) 1708805229 mrafiqulislam@bracepl.com | Md Mahirul Quddus Research Associate (880) 1709636546 mmahirul.quddus@bracepl.com |
|---|---|

Figure: Sectorial Turnover (BDT Mn)

Figure: Sectorial Mcap Change


| Sector Index | Closing | Opening | Points Δ | %Δ | No. of Companies | Mcap (BDT Mn) | % of Total Mcap | Turnover (BDT Mn) | % of Total Turnover | PE | PB | Top Twenty Market Cap | Mcap (BDT Mn) | % of Total Mcap | Turnover (BDT Mn) | PE | PB |
|------------------------|---------|---------|----------|--------|------------------|---------------|-----------------|-------------------|---------------------|-------|-------|-----------------------|---------------|-----------------|-------------------|-------|-------|
| Bank | 1,329 | 1,312 | +16.68 | +1.27% | 30 | 560,048 | 13.4% | 400.1 | 4.1% | 7.7x | 0.7x | GP | 506,363 | 12.1% | 99.8 | 14.2x | 12.0x |
| NBFI | 2,083 | 1,998 | +84.29 | +4.22% | 23 | 199,456 | 4.8% | 1,280.6 | 13.0% | 73.6x | 3.3x | WALTONHIL | 345,672 | 8.3% | 262.5 | 45.2x | 6.5x |
| Mutual Fund | 887 | 868 | +19.09 | +2.20% | 37 | 39,701 | 1.0% | 138.2 | 1.4% | NM | 0.8x | BATBC | 279,846 | 6.7% | 981.5 | 25.7x | 7.5x |
| General Insurance | 3,264 | 3,198 | +66.27 | +2.07% | 37 | 82,634 | 2.0% | 313.4 | 3.2% | 17.2x | 1.6x | ROBI | 240,945 | 5.8% | 464.7 | NM | 3.7x |
| Life Insurance | 2,049 | 2,036 | +12.70 | +0.62% | 12 | 56,139 | 1.3% | 16.9 | 0.2% | NM | NM | SQRPHARMA | 200,870 | 4.8% | 314.6 | 14.1x | 2.5x |
| Telecommunication | 6,356 | 6,140 | +215.76 | +3.51% | 3 | 775,242 | 18.6% | 661.5 | 6.7% | 21.0x | 6.8x | UPGDCL | 160,460 | 3.8% | 60.5 | 19.8x | 5.8x |
| Pharmaceutical | 3,368 | 3,322 | +46.48 | +1.40% | 31 | 616,805 | 14.8% | 1,341.7 | 13.6% | 21.3x | 2.6x | RENATA | 113,985 | 2.7% | 10.0 | 25.8x | 4.9x |
| Fuel & Power | 1,637 | 1,605 | +31.86 | +1.98% | 21 | 439,786 | 10.5% | 578.1 | 5.9% | 13.0x | 1.4x | BXPBARMA | 86,769 | 2.1% | 764.4 | 21.7x | 2.7x |
| Cement | 1,488 | 1,420 | +68.33 | +4.81% | 7 | 95,753 | 2.3% | 190.5 | 1.9% | 28.6x | 2.3x | BEXIMCO | 83,338 | 2.0% | 2,381.7 | NM | 1.4x |
| Services & Real Estate | 1,039 | 1,010 | +29.42 | +2.91% | 8 | 41,896 | 1.0% | 93.8 | 1.0% | NM | 0.9x | ICB | 83,321 | 2.0% | 8.6 | 30.8x | 1.9x |
| Engineering | 3,960 | 3,771 | +189.21 | +5.02% | 42 | 517,162 | 12.4% | 694.7 | 7.0% | 32.2x | 2.5x | BERGERPBL | 74,617 | 1.8% | 67.5 | 30.2x | 7.6x |
| Food & Allied | 19,889 | 20,241 | -352.51 | -1.74% | 20 | 376,484 | 9.0% | 1,268.0 | 12.9% | 33.0x | 8.0x | MARICO | 67,341 | 1.6% | 0.0 | 22.4x | 40.1x |
| IT | 2,049 | 1,979 | +70.10 | +3.54% | 10 | 23,099 | 0.6% | 57.6 | 0.6% | 25.1x | 1.9x | BRACBANK | 62,316 | 1.5% | 38.0 | 14.7x | 1.4x |
| Textile | 1,037 | 1,027 | +9.89 | +0.96% | 56 | 107,789 | 2.6% | 219.3 | 2.2% | NM | 0.7x | LHBL | 61,901 | 1.5% | 128.0 | 29.9x | 3.7x |
| Paper & Printing | 5,201 | 5,146 | +54.72 | +1.06% | 4 | 14,866 | 0.4% | 2.7 | 0.0% | 62.2x | 1.1x | SUMITPOWER | 45,385 | 1.1% | 230.2 | 8.3x | 1.3x |
| Tannery | 1,686 | 1,662 | +24.09 | +1.45% | 6 | 18,415 | 0.4% | 32.4 | 0.3% | NM | 1.8x | ISLAMIBANK | 41,538 | 1.0% | 3.8 | 7.4x | 0.7x |
| Jute | 8,274 | 8,146 | +127.80 | +1.57% | 3 | 1,997 | 0.0% | 3.9 | 0.0% | NM | 12.8x | UNILEVERCL | 40,578 | 1.0% | 25.5 | 44.0x | 28.7x |
| Ceramics | 451 | 446 | +5.80 | +1.30% | 5 | 23,404 | 0.6% | 56.5 | 0.6% | 59.3x | 1.5x | DUTCHBANGL | 34,760 | 0.8% | 2.8 | 7.6x | 1.2x |
| Miscellaneous | 3,294 | 3,229 | +64.53 | +2.00% | 13 | 181,480 | 4.3% | 2,516.7 | 25.5% | 55.9x | 2.0x | OLYMPIC | 33,910 | 0.8% | 9.1 | 16.6x | 4.1x |
| | | | | | | | | | | | | TITASGAS | 32,150 | 0.8% | 10.3 | 9.4x | 0.5x |

| Top Ten Gainers | Close Price (BDT) | Δ% | Turnover (BDT Mn) | PE | PB |
|-----------------|-------------------|--------|-------------------|-------|------|
| BAYLEASING | 26.4 | +10.0% | 31.6 | 14.3x | 1.3x |
| FORTUNE | 18.8 | +9.9% | 31.9 | 51.7x | 1.4x |
| MIDASFIN | 21.3 | +9.8% | 11.2 | 10.2x | 1.9x |
| ACTIVEFINE | 17.2 | +9.6% | 26.9 | 10.9x | 0.7x |
| ROBI | 46.0 | +9.5% | 464.7 | NM | 3.7x |
| SAIFPOWER | 18.7 | +9.4% | 60.3 | 20.6x | 1.2x |
| ITC | 33.1 | +9.2% | 12.0 | 26.8x | 2.1x |
| KDSALTD | 45.0 | +9.2% | 9.8 | 20.4x | 1.9x |
| SAPORTL | 26.3 | +9.1% | 27.6 | 25.0x | 0.8x |
| LANKABAFIN | 39.1 | +8.9% | 824.6 | 29.6x | 2.2x |

| Top Twenty Free Float Mcap | Free Float Mcap (BDT Mn) | % of Total Free Float Mcap | PE | PB |
|----------------------------|--------------------------|----------------------------|-------|-------|
| SQRPHARMA | 131,429 | 9.0% | 14.1x | 2.5x |
| BATBC | 74,019 | 5.1% | 25.7x | 7.5x |
| BXPBARMA | 60,582 | 4.2% | 21.7x | 2.7x |
| BEXIMCO | 57,878 | 4.0% | NM | 1.4x |
| RENATA | 55,648 | 3.8% | 25.8x | 4.9x |
| GP | 50,636 | 3.5% | 14.2x | 12.0x |
| BRACBANK | 33,499 | 2.3% | 14.7x | 1.4x |
| ROBI | 23,974 | 1.6% | NM | 3.7x |
| LHBL | 21,864 | 1.5% | 29.9x | 3.7x |
| OLYMPIC | 20,570 | 1.4% | 16.6x | 4.1x |
| ISLAMIBANK | 20,221 | 1.4% | 7.4x | 0.7x |
| EBL | 19,498 | 1.3% | 6.0x | 1.0x |
| CITYBANK | 18,283 | 1.3% | 8.8x | 1.0x |
| PUBALIBANK | 16,978 | 1.2% | 10.4x | 0.7x |
| NBL | 16,718 | 1.1% | 6.8x | 0.5x |
| SUMITPOWER | 16,697 | 1.1% | 8.3x | 1.3x |
| UPGDCL | 16,046 | 1.1% | 19.8x | 5.8x |
| LANKABAFIN | 13,998 | 1.0% | 29.6x | 2.2x |
| BEACONPHAR | 13,518 | 0.9% | 32.0x | 4.0x |
| IFIC | 13,092 | 0.9% | 11.1x | 0.7x |

| Most Traded Share | Close Price (BDT) | Δ% | Turnover (BDT Mn) | PE | PB |
|-------------------|-------------------|-------|-------------------|-------|------|
| BEXIMCO | 95.1 | +4.4% | 2,381.7 | NM | 1.4x |
| BATBC | 1,554.7 | -2.8% | 981.5 | 25.7x | 7.5x |
| LANKABAFIN | 39.1 | +8.9% | 824.6 | 29.6x | 2.2x |
| BXPBARMA | 194.5 | +8.3% | 764.4 | 21.7x | 2.7x |
| ROBI | 46.0 | +9.5% | 464.7 | NM | 3.7x |
| SQRPHARMA | 226.6 | +0.2% | 314.6 | 14.1x | 2.5x |
| WALTONHIL | 1,141.1 | +6.2% | 262.5 | 45.2x | 6.5x |
| SUMITPOWER | 42.5 | +6.3% | 230.2 | 8.3x | 1.3x |
| TAUFIKA | 24.1 | -2.4% | 228.6 | 33.0x | 2.0x |
| BDFINANCE | 32.7 | +6.9% | 216.6 | 16.3x | 1.9x |

| Top Ten Losers | Close Price (BDT) | Δ% | Turnover (BDT Mn) | PE | PB |
|----------------|-------------------|-------|-------------------|-------|-------|
| GOLDENSON | 15.2 | -5.0% | 65.4 | NM | 0.8x |
| ALLTEX | 9.6 | -4.0% | 1.9 | NM | 0.7x |
| AL-HAJTEX | 34.5 | -3.1% | 3.0 | NM | 4.0x |
| MERCINS | 31.5 | -3.1% | 16.1 | 17.7x | 1.6x |
| ISNLTD | 38.1 | -2.8% | 4.0 | NM | 3.0x |
| EASTERNINS | 87.5 | -2.8% | 2.2 | 21.9x | 1.9x |
| BATBC | 1,554.7 | -2.8% | 981.5 | 25.7x | 7.5x |
| DELTASPINN | 7.6 | -2.6% | 7.0 | 19.8x | 0.6x |
| RNSPIN | 3.8 | -2.6% | 2.0 | NM | 18.1x |
| EBL | 34.4 | -2.5% | 9.9 | 6.0x | 1.0x |

| Block Trade | Maximum Price (BDT) | Minimum Price (BDT) | Turnover (BDT Mn) | Quantity ('000) | No. of |
|-------------|---------------------|---------------------|-------------------|-----------------|--------|
| BARKAPOW | 28.5 | 28.5 | 0.7 | 25 | 1 |
| BATBC | 1,600.0 | 1,508.6 | 310.5 | 206 | 4 |
| BDFINANCE | 31.0 | 31.0 | 1.9 | 60 | 1 |
| BDTHAI | 27.3 | 25.0 | 4.3 | 165 | 2 |
| BEACONPHAR | 83.2 | 83.2 | 87.0 | 1,045 | 2 |
| BEXIMCO | 93.0 | 87.0 | 326.9 | 3,611 | 8 |
| BXPBARMA | 197.5 | 192.9 | 166.7 | 853 | 3 |
| CONFIDCEM | 110.5 | 110.5 | 3.7 | 34 | 1 |
| CVOPRL | 115.4 | 115.4 | 1.4 | 12 | 1 |
| MIRAKHTER | 85.7 | 85.7 | 0.5 | 6 | 1 |

| Block Trade | Maximum Price (BDT) | Minimum Price (BDT) | Turnover (BDT Mn) | Quantity ('000) | No. of Trade |
|--------------|---------------------|---------------------|-------------------|-----------------|--------------|
| MONNOCERA | 115.0 | 115.0 | 0.6 | 5 | 1 |
| NEWLINE | 17.1 | 17.1 | 0.9 | 50 | 1 |
| NFML | 21.0 | 21.0 | 1.1 | 50 | 1 |
| ONEBANKLTD | 10.1 | 10.1 | 0.9 | 85 | 1 |
| PARAMOUNT | 122.6 | 120.0 | 40.3 | 331 | 6 |
| RENATA | 1,167.0 | 1,167.0 | 8.9 | 8 | 1 |
| Total | | | 956.1 | | 35 |

Important DSE News
SEBL1STMF

VIPB Asset Management has informed that the trustee committee of the Fund has approved the modality of conversion of closed-end mutual fund into an open-ended one. The following dates were decided in the meeting: Trade suspension date: May 16, 2021, date: May 17, 2021 and Date of unitholders meeting: May 25, 2021. The time and place of the meeting will be informed later. The conversion will take place only if at least 75% unitholders present at the meeting and approve the conversion. Otherwise, the fund will be liquidated.

BEACHHATCH

(Q2 Un-audited): EPS was Tk. (0.10) for July-December 2020 as against Tk. (0.24) for July-December 2019. NOCFPS was Tk. (0.000002) for July-December 2020 as against Tk. (0.000001) for July-December 2019. NAV per share was Tk. 10.11 as on December 31, 2020 and Tk. 9.80 as on June 30, 2020.

GREENDELTA

The Board of Directors has recommended 24.5% Cash and 7.5% Stock dividend for the year ended on December 31, 2020. Date of AGM: 30.03.2021, Time: 11:00 AM, Venue: Digital Platform. Record Date: 08.03.2021. The Company has also reported Consolidated EPS of Tk. 7.16, Consolidated NAV per share of Tk. 68.95 and Consolidated NOCFPS of Tk. 9.24 for the year ended on Dec. 31, 2020 as against Tk. 3.23 (adjusted), Tk. 68.33 and Tk. (0.43) (adjusted) respectively for the same period of the previous year. The Company has also informed that they recommended 7.5% stock dividend this year due to following reasons: Bonus share utilizing the share premium balance in terms of Section 57(2) of the Companies Act 1994. Bonus share has not been declared from the revaluation or any unrealized gain or through reducing paid up capital so that the post dividend retained earnings will have negative impact. Reason for significant deviation in EPS and NOCFPS: Consolidated EPS has increased due to decrease in agency cost by 34%, decrease in claim expense by 31% and decrease in management expense by 18%. Consolidated NOCFPS has increased due to decrease in agency cost, decrease in claim payment and decrease in management expense.

Upcoming Corporate Events

| DSE Ticker | Right Share | Dividend | | Event | Date |
|------------|-------------|----------|--------|-------------|-----------|
| | | Stock | Cash | | |
| SINGERBD | - | 0.0% | 30.0% | Record Date | 16-Feb-21 |
| GP | - | 0.0% | 145.0% | Record Date | 17-Feb-21 |
| AL-HAJTEX | - | 0.0% | 1.0% | Record Date | 17-Feb-21 |

Upcoming IPOs

| Company Name | Event | Opening Date | Closing Date |
|------------------------|--------------|--------------|--------------|
| Desh General Insurance | Subscription | 14-02-21 | 18-02-21 |
| Baraka Patenga Power | Bidding | 22-02-21 | 25-02-21 |

Disclaimer: This report has been prepared by BRAC EPL Stock Brokerage Ltd and is provided for information purposes. It is not, under any circumstances, to be used or considered as an offer to sell, or a solicitation of any offer to buy. Reasonable care has been taken to ensure that the information is not untrue and misleading. BRAC EPL Stock Brokerage Ltd makes no representation or warranty as to the accuracy or completeness of such information. All opinions and estimates included in this report constitute our judgment as of this date and are subject to change without notice.