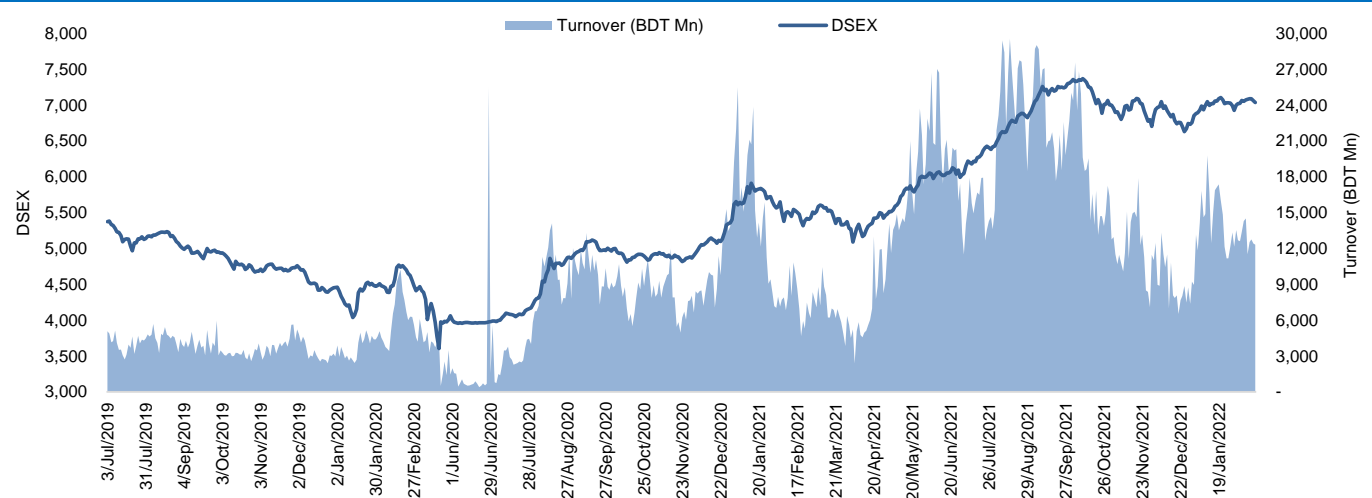


The market closed in red today. The benchmark index DSEX (-0.34%) lost 23.97 points and closed at 7,036.77. The blue-chip index DS30 (-0.30%), the Shariah-based index DSES (+0.01%), and the large-cap index CDSET (-0.28%) closed at 2,589.26, 1,520.01, and 1,398.95 points, respectively. Most of the large-cap sectors posted negative performance today. NBF1 experienced the highest loss of 1.44% followed by Bank (-0.72%), Food & Allied (-0.68%), Telecommunication (-0.48%), Fuel & Power (-0.03%), Pharmaceutical (+0.09%), and Engineering (+2.15%), respectively. Block trades contributed 0.4% of the overall market turnover. Fortune Shoes Limited (-0.1%) was the most traded share with a turnover of BDT 2,534 million.



Index	Closing	Opening	Point Δ	%Δ	YTD %Δ
DSEX	7,036.77	7,060.74	-23.97	-0.34%	+4.1%
DS30	2,589.26	2,597.14	-7.88	-0.30%	+2.2%
DSES	1,520.01	1,519.85	+0.16	+0.01%	+6.2%
CDSET	1,398.95	1,402.91	-3.96	-0.28%	+2.9%

	Advanced	Declined	Unchanged	Total
All Category	112	221	46	379
A Category (Equity)	70	162	30	262
B Category (Equity)	31	43	11	85
N Category (Equity)	2	5	0	7
Z Category (Equity)	9	11	5	25
Mutual Funds	3	11	21	35
Corporate Bonds	2	1	3	6

		Today	Last Day	Daily %Δ
Mcap	Mn BDT	5,645,867	5,651,714	-0.1%
	Mn USD	65,650	65,718	
Turnover	Mn BDT	12,311	12,418	-0.9%
	Mn USD	143	144	
Volume	Mn Shares	236	289	-18.1%
No. of Trade		233,310	335,461	-30.5%

Figure: Sectorial Turnover (BDT)

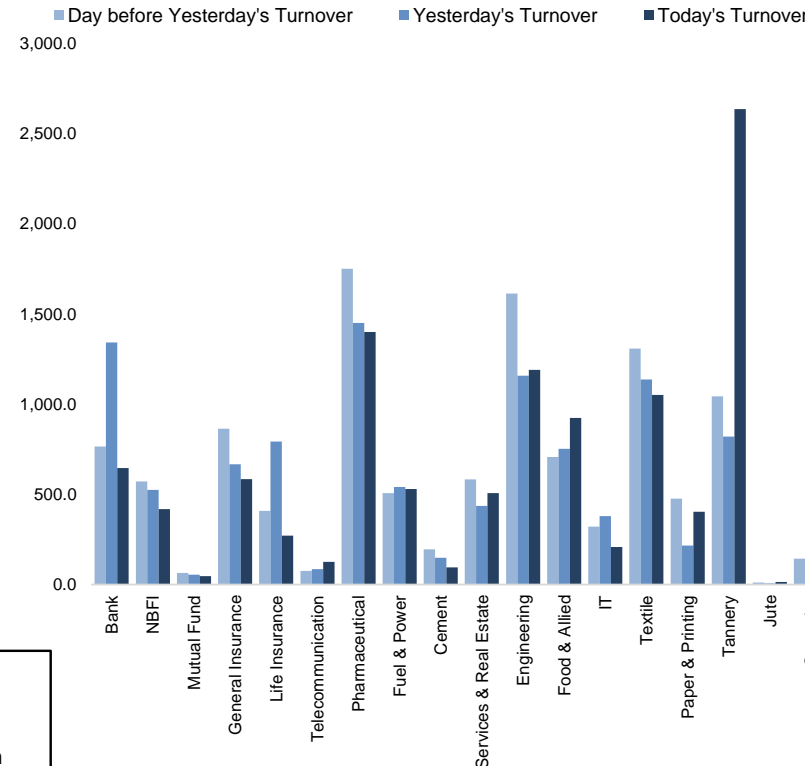
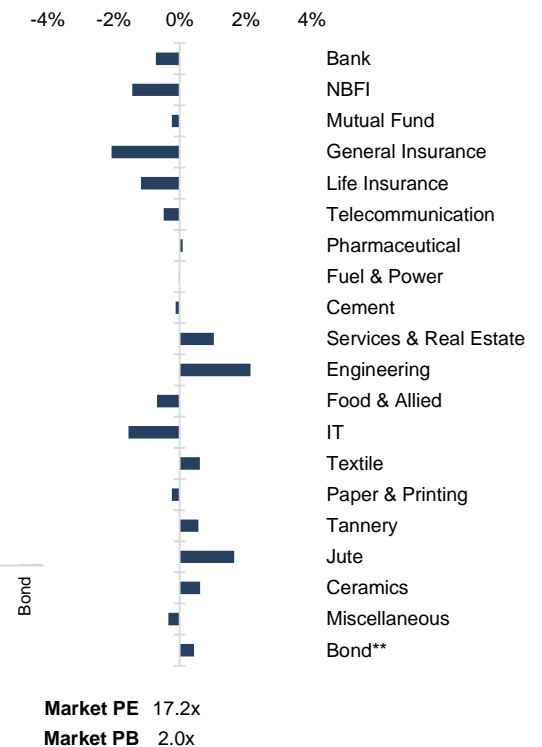


Figure: Sectorial Mcap Change



Market PE 17.2x
Market PB 2.0x

Fahim Hassan Research Associate (880) 1709636546 fahim.hassan@bracepl.com	Md. Mahmudul Hasan Junior Research Associate (880) 1708805201 mmahmudul.hasan@bracepl.com
-------------------------------------------------------------------------------------------	-----------------------------------------------------------------------------------------------------------

Sector Index	Closing	Opening	Points Δ	%Δ	No. of Companies	Mcap (BDT Mn)	% of Total Mcap	Turnover (BDT Mn)	% of Total Turnover	PE	PB	Top Twenty Market Cap	Mcap (BDT Mn)	% of Total Mcap	Turnover (BDT Mn)	PE	PB
Bank	1,629	1,641	-11.79	-0.72%	33	754,332	14.9%	646.1	5.3%	8.2x	0.9x	GP	483,272	9.6%	54.6	14.2x	9.7x
NBFI	2,354	2,388	-34.34	-1.44%	23	229,054	4.5%	418.3	3.4%	NM	4.2x	WALTONHIL	344,884	6.8%	16.9	23.9x	3.7x
Mutual Fund	897	899	-2.11	-0.23%	37	41,336	0.8%	47.4	0.4%	NM	0.8x	BATBC	339,444	6.7%	120.2	22.7x	9.2x
General Insurance	4,484	4,579	-94.47	-2.06%	40	131,391	2.6%	584.5	4.8%	20.9x	2.2x	SQRPHARMA	205,302	4.1%	97.3	11.5x	2.2x
Life Insurance	2,773	2,805	-32.82	-1.17%	13	78,250	1.5%	271.1	2.2%	NM	NM	ROBI	197,470	3.9%	33.9	86.0x	3.0x
Telecommunication	6,073	6,103	-29.40	-0.48%	3	717,170	14.2%	126.2	1.0%	18.5x	5.7x	UPGDCL	148,228	2.9%	9.9	12.1x	5.0x
Pharmaceutical	4,053	4,049	+3.82	+0.09%	32	755,849	15.0%	1,399.5	11.5%	18.9x	2.8x	RENATA	147,637	2.9%	13.7	27.3x	5.5x
Fuel & Power	1,916	1,916	-0.52	-0.03%	23	500,637	9.9%	529.8	4.4%	12.3x	1.3x	BEXIMCO	127,329	2.5%	553.0	10.2x	1.7x
Cement	2,747	2,750	-3.32	-0.12%	7	135,300	2.7%	95.3	0.8%	20.1x	2.8x	ICB	101,210	2.0%	8.6	52.6x	2.3x
Services & Real Estate	1,551	1,535	+15.86	+1.03%	8	60,082	1.2%	506.8	4.2%	NM	1.2x	LHBL	90,587	1.8%	65.5	23.4x	4.6x
Engineering	4,929	4,825	+103.75	+2.15%	42	577,524	11.4%	1,190.5	9.8%	19.5x	2.1x	BXPHARMA	86,233	1.7%	218.8	14.1x	2.2x
Food & Allied	25,569	25,744	-175.67	-0.68%	21	452,064	8.9%	922.8	7.6%	28.2x	9.7x	BERGERPBL	84,422	1.7%	10.3	27.9x	7.6x
IT	3,283	3,335	-51.73	-1.55%	11	40,056	0.8%	207.8	1.7%	32.0x	2.8x	BRACBANK	79,215	1.6%	22.8	13.8x	1.6x
Textile	1,656	1,646	+10.01	+0.61%	58	179,525	3.6%	1,051.7	8.7%	30.6x	1.1x	MARICO	76,444	1.5%	0.0	22.2x	29.6x
Paper & Printing	9,236	9,258	-22.11	-0.24%	6	33,274	0.7%	403.4	3.3%	NM	2.3x	BEACONPHAR	55,001	1.1%	58.0	47.0x	9.8x
Tannery	3,986	3,963	+22.65	+0.57%	6	42,212	0.8%	2,635.4	21.7%	NM	4.2x	ISLAMIBANK	52,325	1.0%	17.6	9.7x	0.8x
Jute	8,691	8,549	+141.50	+1.66%	3	2,016	0.0%	14.9	0.1%	NM	24.9x	DUTCHBANGL	50,284	1.0%	7.5	8.6x	1.4x
Ceramics	761	756	+4.68	+0.62%	5	34,045	0.7%	101.8	0.8%	33.2x	2.1x	POWERGRID	47,681	0.9%	102.4	13.7x	0.5x
Miscellaneous	4,654	4,670	-15.79	-0.34%	14	255,971	5.1%	994.6	8.2%	14.3x	2.3x	TITASGAS	43,823	0.9%	30.8	12.8x	0.6x
Bond**	90	90	+0.39	+0.43%	7	32,864	0.7%	4.8	0.0%	NM	NM	SUMITPOWER	42,288	0.8%	17.6	8.9x	1.2x

Top Ten Gainers	Close Price (BDT)	Δ%	Turnover (BDT Mn)	PE	PB	Top Twenty Free Float Mcap	Free Float Mcap (BDT Mn)	% of Total Free Float Mcap	PE	PB	Most Traded Share	Close Price (BDT)	Δ%	Turnover (BDT Mn)	PE	PB
APEXFOODS	205.3	+10.0%	83.7	NM	1.7x	SQRPHARMA	134,329	7.1%	11.5x	2.2x	FORTUNE	136.5	-0.1%	2,534.0	46.7x	9.0x
BDAUTOCA	154.9	+9.3%	28.4	NM	22.7x	BATBC	89,783	4.7%	22.7x	9.2x	BEXIMCO	145.3	-0.8%	553.0	10.2x	1.7x
MONOSPOOL	242.1	+8.7%	43.0	NM	6.0x	BEXIMCO	84,865	4.5%	10.2x	1.7x	RAHIMAFOOD	365.6	+2.3%	353.9	NM	39.7x
TAMIJTEX	301.3	+8.6%	84.0	64.8x	3.6x	RENATA	71,943	3.8%	27.3x	5.5x	BSC	131.1	-1.1%	326.1	11.6x	1.9x
KAY&QUE	286.7	+7.8%	13.3	NM	3.7x	BXPHARMA	60,208	3.2%	14.1x	2.2x	ORIONPHARM	109.1	+0.8%	276.4	27.3x	1.3x
DSHGARME	186.6	+7.4%	31.5	NM	9.3x	GP	48,327	2.5%	14.2x	9.7x	BXPHARMA	193.3	-0.4%	218.8	14.1x	2.2x
SONARGAON	26.7	+6.8%	28.8	NM	2.4x	BRACBANK	42,586	2.2%	13.8x	1.6x	SONALIPAPR	724.8	-1.2%	208.2	64.1x	2.9x
PAPERPROC	295.1	+6.7%	109.1	NM	10.1x	BEACONPHAR	38,501	2.0%	47.0x	9.8x	SALVOCHEM	60.6	+6.3%	185.8	88.3x	4.6x
SALVOCHEM	60.6	+6.3%	185.8	88.3x	4.6x	LHBL	31,995	1.7%	23.4x	4.6x	YPL	23.0	+1.8%	171.6	46.0x	2.0x
IMAMBUTTON	27.1	+6.3%	1.0	NM	5.6x	ISLAMIBANK	25,472	1.3%	9.7x	0.8x	UNIQUEHRL	62.4	+1.1%	161.1	NM	0.7x

Top Ten Losers	Close Price (BDT)	Δ%	Turnover (BDT Mn)	PE	PB	Block Trade	Maximum Price (BDT)	Minimum Price (BDT)	No. of Trade	Quantity ('000)	Turnover (BDT Mn)
BNICL	107.9	-5.0%	8.0	37.4x	4.9x	SSSTEEL	19.3	19.3	1.0	1,210	23.35
FAREASTFIN	5.8	-4.9%	0.5	NM	5.0x	BAYLEASING	36.2	35.9	2.0	471	16.98
GREENDELTA	96.0	-4.8%	72.2	11.4x	1.4x	NRBCBANK	26.8	26.8	1.0	476	12.75
MEGHNAPEL	20.0	-4.3%	0.7	NM	NM	LANKABAFIN	40.8	40.8	1.0	250	10.20
TAKAFULINS	76.2	-4.0%	35.5	34.0x	4.0x	PROVATIINS	115.0	115.0	1.0	87	10.01
RELIANCINS	86.4	-4.0%	6.8	15.5x	1.3x	ORIONPHARM	111.0	111.0	1.0	60	6.66
PRIMEINSUR	86.7	-4.0%	7.0	26.0x	4.7x	SALVOCHEM	57.7	57.5	5.0	110	6.33
UNIONINS	58.5	-3.6%	80.3	45.7x	3.8x	EHL	61.0	61.0	1.0	100	6.10
ARAMITCEM	40.4	-3.6%	15.9	89.8x	1.5x	FORTUNE	136.2	136.2	1.0	40	5.45
OAL	13.8	-3.5%	50.8	NM	1.0x	GSPFINANCE	28.8	28.8	2.0	187	5.38

*NBFI Sector PE calculation methodology has been modified to reflect positive earnings only.

** The base of the Bond index starts at 100, starting from Jan 13, 2022

Block Trade	Maximum Price (BDT)	Minimum Price (BDT)	Turnover (BDT Mn)	Quantity ('000)	No. of Trade
SSSTEEL	19.3	19.3	23.4	1,210	1
BAYLEASING	36.2	35.9	17.0	471	2
NRBCBANK	26.8	26.8	12.7	476	1
LANKABAFIN	40.8	40.8	10.2	250	1
PROVATIINS	115.0	115.0	10.0	87	1
ORIONPHARM	111.0	111.0	6.7	60	1
SALVOCHEM	57.7	57.5	6.3	110	5
EHL	61.0	61.0	6.1	100	1
FORTUNE	136.2	136.2	5.4	40	1
GSPFINANCE	28.8	28.8	5.4	187	2
AL-HAJTEX	105.0	95.0	5.3	55	4
RDFOOD	66.0	59.0	4.7	75	3
HRTEX	60.5	59.5	4.3	72	2
LHBL	85.1	85.1	4.3	50	1
SEAPEARL	48.0	48.0	3.8	80	1
RAKCERAMIC	55.9	55.9	3.8	68	1
KTL	38.0	38.0	3.3	88	1
YPL	22.7	22.7	3.0	132	1
BATBC	630.0	630.0	2.8	4	1
NEWLINE	43.5	43.5	2.2	50	1
APEXFOODS	189.4	188.0	2.0	11	3
BSC	133.9	133.9	2.0	15	1
Total			158.2		55

Upcoming Corporate Events

DSE Ticker	Right Share	Dividend		Event	Date
		Stock	Cash		
Singer Bangladesh Limited	-	0.0%	60.0%	Record Date	16-Feb-22
Monno Fabrics Limited	-	0.0%	1.0%	Record Date	17-Feb-22
Berger Paints Bangladesh Ltd.	-	0.0%	300.0%	Record Date	17-Feb-22
Genex Infosys Limited	-	10.0%	0.0%	Record Date	17-Feb-22
LafargeHolcim Bangladesh Limited	-	0.0%	25.0%	Record Date	22-Feb-22
Mithun Knitting and Dyeing Ltd.	-	0.0%	0.0%	Record Date	22-Feb-22
Grameenphone Ltd.	-	0.0%	125.0%	Record Date	23-Feb-22
Khan Brothers PP Woven Bag Industries Limit	-	0.0%	2.0%	Record Date	24-Feb-22
Alltex Industries Ltd.	-	0.0%	1.0%	Record Date	24-Feb-22
RAK Ceramics (Bangladesh) Limited	-	0.0%	12.5%	Record Date	24-Feb-22
NCCBL Mutual Fund-1	-	0.0%	12.0%	Record Date	1-Mar-22
British American Tobacco Bangladesh Compar	-	0.0%	150.0%	Record Date	3-Mar-22
Vanguard AML Rupali Bank Balanced Fund	-	0.0%	10.0%	Record Date	6-Mar-22
Reliance Insurance Ltd.	-	0.0%	25.0%	Record Date	7-Mar-22
IDLC Finance Ltd.	-	5.0%	15.0%	Record Date	8-Mar-22
Green Delta Insurance Ltd.	-	0.0%	30.0%	Record Date	8-Mar-22

Important DSE News
SONALIPAPR

(Q2 Un-audited): EPS was Tk. 6.13 for October-December 2021 as against Tk. 1.20 for October-December 2020; EPS was Tk. 11.67 for July-December 2021 as against Tk. 1.72 for July-December 2020. NOCFPS was Tk. 0.17 for July-December 2021 as against Tk. 8.77 for July-December 2020. NAV per share was Tk. 246.95 as on December 31, 2021 and Tk. 236.94 as on June 30, 2021. The Company has informed that during this period its sales and others income have been increased as a result EPS has also been increased compared to the same period of the previous year and they procured more quantity of raw materials therefore NOCFPS decreased compared to the same period of the previous year.

IDLC

The Board of Directors has recommended 15% cash and 5% Stock dividend for the year ended on December 31, 2021. Date of AGM: 29.03.2022, Time: 04:00 PM, Venue: Digital Platform. Record Date: 08.03.2022. The Company has also reported Consolidated EPS of Tk. 5.34, Consolidated NAV per share of Tk. 42.41 and Consolidated NOCFPS of Tk. 7.02 for the year ended on December 31, 2021 as against Tk. 6.42, Tk. 38.49 and Tk. 8.62 respectively for the same period of the previous year.

GREENDELTA

The Board of Directors has recommended 30% Cash for the year ended December 31, 2021. Date of AGM: 30.03.2022, Time: 11:00 AM, Venue: Digital Platform. Record Date: 08.03.2022. The Company has also reported Consolidated EPS of Tk. 8.43, Consolidated NAV per share of Tk. 69.32 and Consolidated NOCFPS of Tk. (1.70) for the year ended December 31, 2021 as against Tk. 6.66 (adjusted), Tk. 68.95 and Tk. 9.24 respectively for the same period of the previous year. The Company has also informed that Consolidated EPS for 2020 has been adjusted in order to comply with IAS 33 as bonus shares were issued for the year 2020. Consolidated NOCFPS has decreased by Tk. 10.94 per share due to significant increase in tax payment and increase in gross claim payment which relates to settlement of claims that was accrued in prior period Financials and slight increase in insurance cost.

RAHIMAFODD

The Company has informed that it has been taken the following price sensitive decisions: That the Company, after completion of trial production, is going to commence its commercial operation for production and marketing of Coconut oil with effect from February17, 2022; That in addition to production of coconut oil, the Company will also do bottling and marketing of Soybean and Mustered oil; That the Company will set up a manufacturing plant for processing and packing of cashew nuts and marketing thereof at home and abroad.

BSRMLTD

H. Akberali & Co. Limited, one of the Corporate Directors of the Company, has expressed its intention to buy 10,00,000 shares of the Company at prevailing market price (in the Public Market) through Dhaka Stock Exchange within next 30 working days, as per Rule-4 of the BSEC (Substantial Acquisition of shares and Takeovers), Rules, 2018.

SALVOCHEM

Mr. Md. Salam Obaidul Karim, one of the Sponsor Directors of the Company, has expressed his intention to buy 5,00,000 shares of the Company at prevailing market price (in the Public Market) through Dhaka Stock Exchange within next 30 working days.

Disclaimer: This report has been prepared by BRAC EPL Stock Brokerage Ltd and is provided for information purposes. It is not, under any circumstances, to be used or considered as an offer to sell, or a solicitation of any offer to buy. Reasonable care has been taken to ensure that the information is not untrue and misleading. BRAC EPL Stock Brokerage Ltd makes no representation or warranty as to the accuracy or completeness of such information. All opinions and estimates included in this report constitute our judgment as of this date and are subject to change without notice.