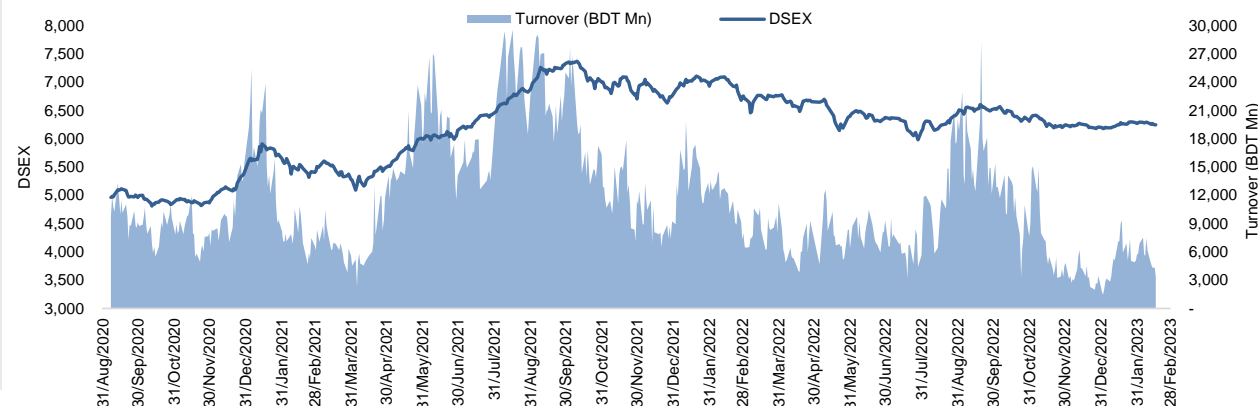


Daily Market Update

The market closed in green today. The benchmark index DSEX (+0.02%) gained 1.19 points and closed at 6,246.21. The blue-chip index DS30 (+0.10%), the Shariah-based index DSES (-0.02%), and the large-cap index CDESET (+0.01%) closed at 2,224.20, 1,366.62, and 1,221.68 points, respectively. Large-cap sectors posted mixed performance today. Pharmaceutical booked the highest gain of 0.02% followed by Food & Allied (+0.00%), Telecommunication (0.00%). Bank experienced the highest loss of 0.04% followed by Engineering (-0.04%), Fuel & Power (-0.02%), NBFI (0.00%). Block trades contributed 9.1% of the overall market turnover. Bangladesh Shipping Corporation (+2.7%) was the most traded share with a turnover of BDT 458 million.



Index	Closing	Opening	Point Δ	%Δ	YTD %Δ
DSEX	6,246.21	6,245.02	+1.19	+0.02%	+0.6%
DS30	2,224.20	2,222.02	+2.17	+0.10%	+1.3%
DSES	1,366.62	1,366.85	-0.23	-0.02%	+0.6%
CDESET	1,221.68	1,221.51	+0.17	+0.01%	+0.6%

	Advanced	Declined	Unchanged	Total
All Category	42	127	145	314
A Category (Equity)	31	72	114	217
B Category (Equity)	8	47	24	79
N Category (Equity)	2	1	2	5
Z Category (Equity)	1	7	5	13
Mutual Funds	2	1	18	21
Corporate Bonds	0	0	1	1
Treasury Bonds	0	0	0	0

* Based on Traded Scrips

	Today	Last Day	Daily %Δ	
Mcap	Mn BDT	7,638,487	7,643,434	-0.1%
	Mn USD	72,557	72,604	
Turnover	Mn BDT	3,403	4,315	-21.1%
	Mn USD	32	41	
Volume	Mn Shares	42	53	-20.0%
No. of Trade	74,615	86,622	-13.9%	

* Average Interbank Exchange Rate is BDT 105.28 as of Feb 15, 2023

Fahim Hassan Research Analyst (880) 1709636546 fahim.hassan@bracepl.com	Md. Tanvir Ahmed Research Associate (880) 1708805201 mtanvir.ahmed@bracepl.com
---	--

Figure: Sectorial Turnover (BDT Mn)

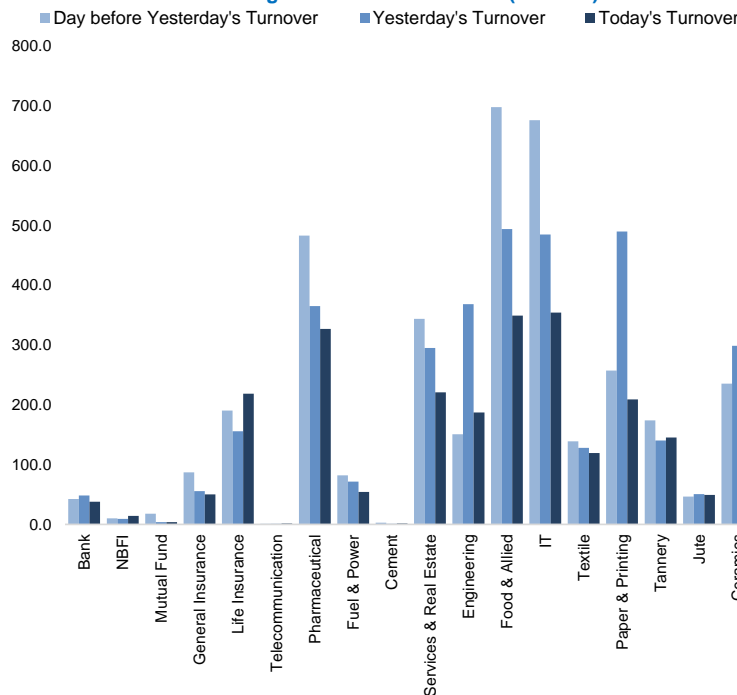
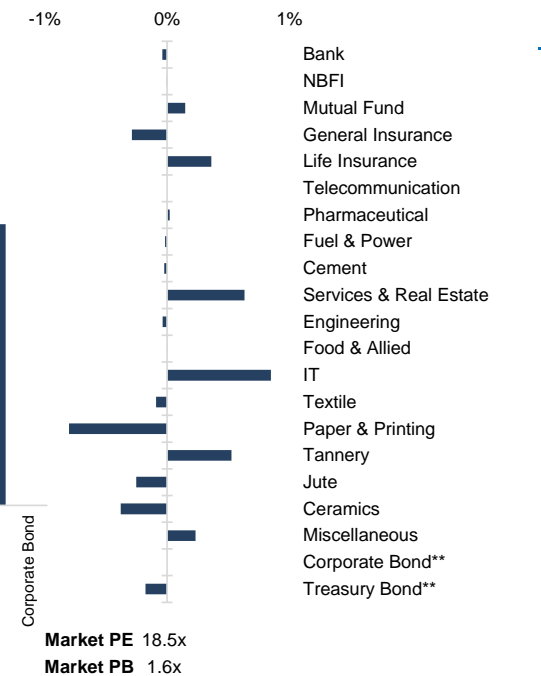


Figure: Sectorial Mcap Change



Sector Index	Closing	Opening	Points Δ	%Δ	No. of Companies	Mcap (BDT Mn)	% of Total Mcap	Turnover (BDT Mn)	% of Total Turnover	PE	PB	Top Twenty Market Cap	Mcap (BDT Mn)	% of Total Mcap	Turnover (BDT Mn)	PE	PB
Bank	1,433	1,433	-0.55	-0.04%	34	669,288	8.9%	37.9	1.2%	7.8x	0.7x	GP	386,996	8.6%	1.6	12.9x	8.4x
NBFI	1,924	1,925	-0.03	-0.00%	23	187,746	2.5%	14.5	0.5%	NM	4.5x	WALTONHIL	317,378	7.1%	0.0	40.4x	4.8x
Mutual Fund	827	826	+1.22	+0.15%	37	37,388	0.5%	3.6	0.1%	NM	0.7x	BATBC	280,098	6.2%	0.7	15.7x	6.8x
General Insurance	3,155	3,164	-9.11	-0.29%	42	92,091	1.2%	50.3	1.6%	15.4x	1.5x	SQURPHARMA	185,977	4.1%	0.8	9.7x	1.8x
Life Insurance	2,549	2,540	+9.19	+0.36%	14	71,491	0.9%	218.3	7.1%	NM	NM	ROBI	157,138	3.5%	0.0	NM	2.4x
Telecommunication	4,946	4,946	-	-	3	580,232	7.7%	1.6	0.1%	17.4x	4.7x	RENATA	139,689	3.1%	0.1	31.1x	4.7x
Pharmaceutical	3,752	3,751	+0.84	+0.02%	34	727,842	9.6%	326.9	10.6%	18.8x	2.4x	UPGDCL	135,475	3.0%	0.0	15.4x	4.7x
Fuel & Power	1,691	1,691	-0.29	-0.02%	23	446,075	5.9%	54.3	1.8%	17.8x	1.1x	BEXIMCO	103,571	2.3%	0.0	9.0x	1.2x
Cement	2,312	2,312	-0.52	-0.02%	7	111,029	1.5%	1.6	0.1%	64.9x	2.5x	BERGERPBL	80,173	1.8%	3.1	27.2x	6.7x
Services & Real Esta	2,150	2,137	+13.53	+0.63%	8	84,956	1.1%	220.7	7.1%	36.1x	1.1x	MARICO	76,277	1.7%	0.2	20.7x	28.6x
Engineering	4,491	4,492	-1.66	-0.04%	42	527,046	7.0%	187.3	6.1%	54.0x	2.1x	ICB	74,119	1.6%	0.0	NM	1.7x
Food & Allied	21,427	21,427	+0.02	+0.00%	21	381,793	5.0%	349.1	11.3%	19.8x	7.7x	BEACONPHAR	69,785	1.6%	34.0	74.4x	11.3x
IT	3,214	3,187	+27.07	+0.85%	11	41,904	0.6%	353.9	11.4%	30.5x	2.9x	BXPHERMA	65,222	1.5%	1.3	14.1x	1.6x
Textile	1,582	1,584	-1.43	-0.09%	58	166,754	2.2%	119.1	3.8%	42.8x	1.0x	BRACBANK	57,619	1.3%	0.1	10.9x	1.0x
Paper & Printing	11,104	11,193	-89.62	-0.80%	6	42,781	0.6%	209.0	6.8%	42.2x	2.1x	ISLAMIBANK	53,291	1.2%	3.3	10.9x	0.8x
Tannery	3,119	3,103	+16.32	+0.53%	6	32,940	0.4%	145.2	4.7%	47.7x	3.2x	DUTCHBANGL	43,554	1.0%	0.0	7.4x	1.1x
Jute	13,535	13,569	-34.32	-0.25%	3	3,311	0.0%	49.2	1.6%	NM	5.2x	TITASGAS	40,459	0.9%	0.0	13.2x	0.5x
Ceramics	707	710	-2.69	-0.38%	5	32,704	0.4%	281.9	9.1%	42.3x	1.9x	POWERGRID	37,347	0.8%	0.0	NM	0.4x
Miscellaneous	4,115	4,105	+9.54	+0.23%	14	224,034	3.0%	470.2	15.2%	13.3x	1.8x	SUMITPOWER	36,308	0.8%	0.0	10.7x	0.9x
Corporate Bond**	88	88	-	-	9	36,415	0.5%	0.0	0.0%	NM	NM	BSCCL	36,098	0.8%	0.0	14.3x	2.9x
Treasury Bond**	96	96	-0.17	-0.18%	252	3,063,508	40.5%	0.0	0.0%	NM	NM						

Top Ten Gainers	Close Price (BDT)	Δ%	Turnover (BDT Mn)	PE	PB	Top Twenty Free Float Mcap (BDT Mn)	% of Total Free Float Mcap	PE	PB	Most Traded Share	Close Price (BDT)	Δ%	Turnover (BDT Mn)	PE	PB	
GLDNJMF	7.5	+8.7%	0.2	NM	0.7x	SQURPHARMA	121,685	7.2%	9.7x	1.8x	BSC	138.6	+2.7%	457.5	9.6x	1.8x
JUTESPINN	248.2	+4.2%	1.9	NM	NM	BATBC	74,086	4.4%	15.7x	6.8x	SPCERAMICS	47.3	-1.5%	176.4	87.6x	1.5x
AMBEEPFA	492.0	+3.7%	7.1	NM	22.8x	BEXIMCO	71,930	4.3%	9.0x	1.2x	APEXFOOT	325.2	+0.3%	143.7	26.2x	1.4x
ADNTEL	122.7	+3.5%	73.0	36.4x	4.3x	RENATA	68,196	4.0%	31.1x	4.7x	GENEXIL	98.6	+1.1%	143.6	29.8x	5.3x
STYLECRAFT	83.9	+3.5%	8.1	NM	5.3x	BEACONPHAR	48,850	2.9%	74.4x	11.3x	SONALIPAPR	689.8	-1.0%	112.5	73.8x	4.0x
RELIANCINS	60.2	+3.1%	2.2	10.6x	0.9x	BXPHERMA	45,538	2.7%	14.1x	1.6x	MONNOCERA	113.5	-0.9%	105.4	NM	1.4x
MEGHNALIFE	84.7	+3.0%	43.1	NM	NM	GP	38,700	2.3%	12.9x	8.4x	GEMINISEA	473.6	-0.3%	103.3	33.8x	27.6x
BSC	138.6	+2.7%	457.5	9.6x	1.8x	BRACBANK	30,976	1.8%	10.9x	1.0x	OLYMPIC	148.5	+0.5%	89.0	19.3x	3.1x
STANCERAM	114.5	+2.2%	0.1	NM	31.4x	LHBL	26,581	1.6%	18.4x	4.1x	SEAPEARL	278.8	+0.8%	87.5	67.7x	19.7x
UNIQUEHRL	63.5	+1.9%	30.0	14.1x	0.7x	ISLAMIBANK	23,938	1.4%	10.9x	0.8x	ORIONINFU	360.5	-1.7%	84.2	NM	27.0x

Top Ten Losers	Close Price (BDT)	Δ%	Turnover (BDT Mn)	PE	PB	Block Trade	Maximum Price (BDT)	Minimum Price (BDT)	No. of Trade	Quantity ('000)	Turnover (BDT Mn)
AL-HAJTEX	152.3	-2.5%	67.4	NM	16.1x	DHAKAINS	67.7	61.5	2.0	752	48.57
BDLAMPS	267.4	-2.5%	55.5	35.8x	3x	SQURPHARMA	202.0	200.2	41.0	120	24.14
BDTHAIFOOD	35.5	-2.2%	7.7	75.5x	2.4x	IPDC	57.6	51.9	9.0	396	22.20
MONOSPOOL	275.5	-2.2%	29.7	36.9x	5.9x	ANWARGALV	213.3	194.7	17.0	84	16.96
METROSPIN	40.2	-2.0%	32.0	41.1x	1.9x	SQUARETEXT	67.5	65.0	2.0	250	16.50
EGEN	45.3	-1.9%	10.8	31.2x	2.1x	PTL	75.0	69.3	11.0	212	15.57
ORIONINFU	360.5	-1.7%	84.2	NM	27.0x	AL-HAJTEX	167.0	145.1	6.0	84	12.81
ADVENT	23.2	-1.7%	12.4	21.5x	1.6x	RDFOOD	33.6	32.6	13.0	349	11.47
SPCERAMICS	47.3	-1.5%	176.4	87.6x	1.5x	SEAPEARL	274.0	253.0	5.0	44	11.33
SILVAPHL	21.6	-1.4%	44.5	37.9x	1.3x	BEACONPHAR	290.0	290.0	2.0	33	9.57

* NBFI Sector PE calculation methodology has been modified to reflect positive earnings only.
 ** The base of the Bond Index starts at 100, starting from Jan 13, 2022.
 Similarly, Treasury Bond Index starts at 100, starting from Oct 10, 2022

Block Trade	Maximum Price (BDT)	Minimum Price (BDT)	Turnover (BDT Mn)	Quantity ('000)	No. of Trade
DHAKAINS	67.7	61.5	48.6	752	2
SQURPHARMA	202.0	200.2	24.1	120	41
IPDC	57.6	51.9	22.2	396	9
ANWARGALV	213.3	194.7	17.0	84	17
SQUARETEXT	67.5	65.0	16.5	250	2
PTL	75.0	69.3	15.6	212	11
AL-HAJTEX	167.0	145.1	12.8	84	6
RDFOOD	33.6	32.6	11.5	349	13
SEAPEARL	274.0	253.0	11.3	44	5
BEACONPHAR	290.0	290.0	9.6	33	2
GP	283.9	261.6	8.8	33	14
BATBC	480.2	479.8	8.0	17	7
BEXGSUKUK	83.5	83.0	7.1	85	7
LHBL	62.5	62.0	7.0	113	9
RENATA	1,142.0	1,141.8	6.7	6	4
BSC	145.0	142.0	6.6	46	2
METROSPIN	45.0	43.0	6.3	145	2
MARICO	2,324.0	2,300.5	5.4	2	7
BDFINANCE	42.0	42.0	5.4	128	2
FORTUNE	83.2	68.2	5.2	70	6
PRIMEINSUR	82.7	80.0	4.8	59	3
FINEFOODS	71.0	65.8	4.1	58	2
Total			309.0		220

Important DSE News

FUWANGCER

(Q2 Un-audited): EPS was Tk. 0.07 for October-December 2022 as against Tk. 0.09 for October-December 2021; EPS was Tk. 0.12 for July-December 2022 as against Tk. 0.17 for July-December 2021. NOCFPS was Tk. 0.29 for July-December 2022 as against Tk. 0.20 for July-December 2021. NAV per share was Tk. 12.35 as on December 31, 2022 and Tk. 11.78 as on June 30, 2022.

GENNEXT

A.J. Corporation Limited, a Corporate Director of the Company, has further informed that it has completed its buying of 10,00,000 shares of the company at prevailing market price through Dhaka Stock Exchange as per declaration disseminated on 13.02.2023.

A.J. Corporation Limited, a Corporate Director of the Company, has expressed its intention to buy 10,00,000 shares of the company at prevailing market price (in the Block Market) through Dhaka Stock Exchange within next 30 working days.

Upcoming Corporate Events

DSE Ticker	Right Share	Dividend		Event	Date
		Stock	Cash		
1STPRIMFMF		0.0%	11.0%	Record Date	19-Feb-23
INTECH		0.0%	0.0%	Record Date	20-Feb-23
SSSTEEL		0.0%	2.0%	Record Date	22-Feb-23
GP		0.0%	95.0%	Record Date	26-Feb-23
OIMEX		0.0%	1.0%	Record Date	27-Feb-23
BATBC		0.0%	100%	Record Date	2-Mar-23
RELIANCINS		0.0%	25.0%	Record Date	6-Mar-23
PREMIERCEM		0.0%	10.0%	Record Date	6-Mar-23
CITYGENINS		0.0%	10.5%	Record Date	7-Mar-23

Disclaimer: This report has been prepared by BRAC EPL Stock Brokerage Ltd and is provided for information purposes. It is not, under any circumstances, to be used or considered as an offer to sell, or a solicitation of any offer to buy. Reasonable care has been taken to ensure that the information is not untrue and misleading. BRAC EPL Stock Brokerage Ltd makes no representation or warranty as to the accuracy or completeness of such information. All opinions and estimates included in this report constitute our judgment as of this date and are subject to change without notice.