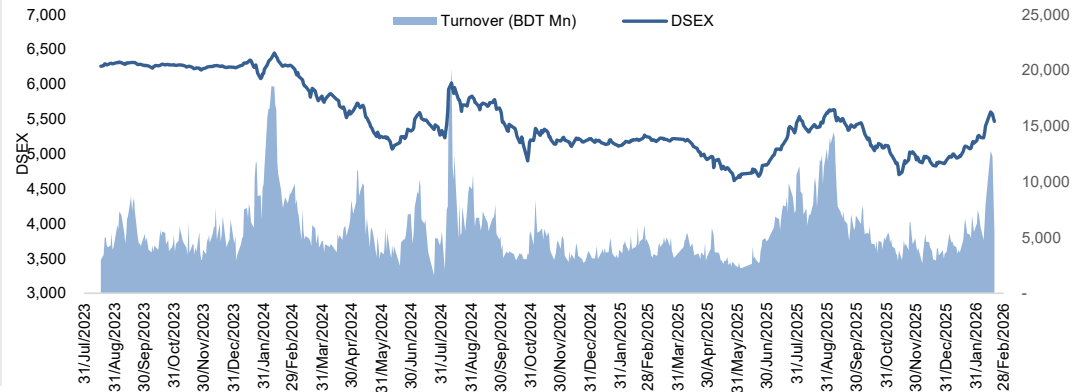


Daily Market Update

The market closed in red today. The benchmark index DSEX (-0.96%) lost 53.21 points and closed at 5,465.93. The blue-chip index DS30 (-0.58%), the Shariah-based index DSES (-0.92%), and the large-cap index CDSET (-0.43%) closed at 2,097.88, 1,095.10, and 1,142.59 points, respectively. All the large-cap sectors posted negative performance today. NBFi experienced the highest loss of 1.75% followed by Engineering (-1.46%), Fuel & Power (-1.23%), Telecommunication (-1.20%), Pharmaceutical (-0.94%), Food & Allied (-0.67%), and Bank (-0.12%), respectively. Block trades contributed 3.5% of the overall market turnover. BRAC Bank PLC. (+1.7%) was the most traded share with a turnover of BDT 227 million.



Index	Closing	Opening	Point Δ	%Δ	YTD %Δ
DSEX	5,465.93	5,519.14	-53.21	-0.96%	+12.3%
DS30	2,097.88	2,110.04	-12.17	-0.58%	+13.2%
DSES	1,095.10	1,105.28	-10.18	-0.92%	+9.4%
CDSET	1,142.59	1,147.56	-4.97	-0.43%	+13.7%

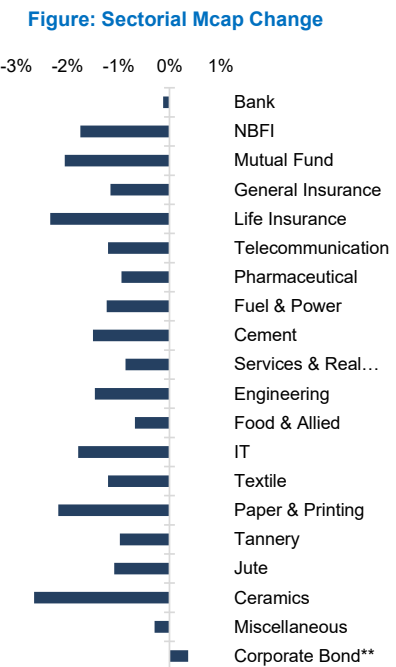
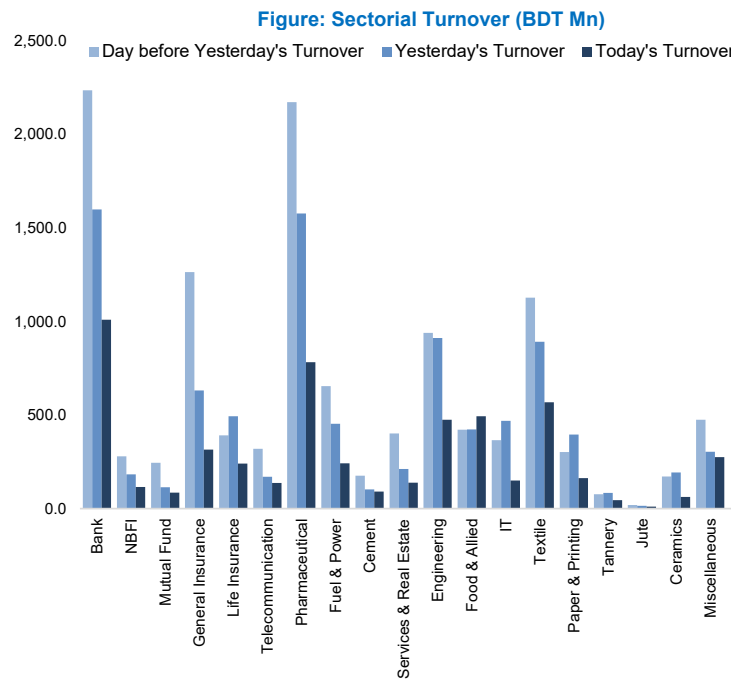
	Advanced	Declined	Unchanged	Total
All Category	46	313	33	392
A Category (Equity)	29	163	14	206
B Category (Equity)	7	63	9	79
N Category (Equity)	0	0	0	0
Z Category (Equity)	10	87	10	107
Mutual Funds	2	22	10	34
Corporate Bonds	2	1	0	3
Treasury Bonds	1	3	0	4

* Based on Traded Scripts

		Today	Last Day	Daily %Δ
Mcap	Mn BDT	7,100,380	7,137,081	-0.5%
	Mn USD	58,043	58,343	
Turnover	Mn BDT	5,600	9,358	-40.2%
	Mn USD	46	76	
Volume	Mn Shares	215	340	-37.0%
No. of Trade		161,750	243,215	-33.5%

* Average Interbank Exchange Rate is BDT 122.33 as of Feb 19, 2026

Fahim Hassan Research Analyst (880) 1709636546 fahim.hassan@bracepl.com	Tasviha Taher Trishila Research Associate (880) 1730701733 tasviha.trishila@bracepl.com
---	---



Market PE 15.6x

Market PB 1.7x

* Market P/E and P/BV calculation excludes
Mutual Fund, Life Insurance, selected NBFIs and Banks

Sector Index	Closing	Opening	Points Δ	%Δ	No. of Companies	Mcap (BDT Mn)	% of Total Mcap	Turnover (BDT Mn)	% of Total Turnover	PE	PB	Top Twenty Market Cap	Mcap (BDT Mn)	% of Total Mcap	Turnover (BDT Mn)	PE	PB
Bank	1,636	1,638	-1.99	-0.12%	36	774,119	10.9%	1,008.8	18.7%	10.7x	0.8x	GP	357,830	10.0%	29.0	12.1x	6.4x
NBFI	987	1,004	-17.53	-1.75%	23	94,034	1.3%	116.0	2.1%	NM	1.0x	SQURPHARMA	202,022	5.6%	194.1	7.8x	1.4x
Mutual Fund	508	518	-10.64	-2.05%	37	24,338	0.3%	84.6	1.6%	NM	0.5x	BRACBANK	165,048	4.6%	227.0	10.5x	1.6x
General Insurance	3,199	3,236	-37.39	-1.16%	43	91,291	1.3%	315.4	5.8%	14.2x	1.3x	ROBI	161,328	4.5%	96.7	17.5x	2.4x
Life Insurance	1,986	2,034	-47.47	-2.33%	15	52,832	0.7%	240.3	4.4%	NM	NM	BATBC	148,284	4.1%	31.3	12.9x	2.6x
Telecommunication	4,659	4,716	-56.69	-1.20%	3	546,297	7.7%	136.4	2.5%	13.3x	3.9x	WALTONHIL	138,120	3.9%	7.4	12.4x	1.2x
Pharmaceutical	3,087	3,116	-29.34	-0.94%	34	585,293	8.2%	781.3	14.5%	12.2x	1.6x	BEXIMCO	103,850	2.9%	0.0	NM	1.3x
Fuel & Power	1,076	1,090	-13.37	-1.23%	23	285,532	4.0%	241.7	4.5%	9.6x	0.6x	MARICO	87,532	2.4%	16.1	13.9x	30.1x
Cement	1,973	2,003	-29.99	-1.50%	7	94,032	1.3%	91.6	1.7%	23.3x	2.1x	ISLAMIBANK	73,577	2.1%	89.3	NM	1.0x
Services & Real Estate	992	1,001	-8.64	-0.86%	9	54,572	0.8%	138.7	2.6%	18.1x	0.4x	UPGDCL	73,042	2.0%	1.5	6.8x	1.6x
Engineering	2,495	2,531	-36.94	-1.46%	42	281,387	4.0%	475.1	8.8%	15.8x	0.8x	LHB	62,133	1.7%	38.6	15.3x	3.3x
Food & Allied	14,005	14,100	-95.06	-0.67%	21	256,694	3.6%	493.8	9.1%	20.4x	3.9x	BXPHARMA	55,184	1.5%	27.9	8.6x	1.1x
IT	1,833	1,866	-33.36	-1.79%	11	24,256	0.3%	150.6	2.8%	27.1x	1.5x	RENATA	52,932	1.5%	15.3	20.9x	1.5x
Textile	1,107	1,120	-13.50	-1.21%	58	115,616	1.6%	567.5	10.5%	NM	0.8x	PUBALIBANK	50,756	1.4%	5.1	8.2x	0.7x
Paper & Printing	4,810	4,917	-107.20	-2.18%	6	22,272	0.3%	163.0	3.0%	NM	1.3x	CITYBANK	43,811	1.2%	114.3	3.3x	0.8x
Tannery	1,911	1,930	-18.77	-0.97%	6	22,121	0.3%	44.4	0.8%	NM	1.4x	EBL	42,927	1.2%	37.6	5.4x	0.9x
Jute	11,295	11,418	-123.42	-1.08%	3	2,486	0.0%	11.0	0.2%	NM	NM	UNILEVERCL	42,716	1.2%	0.5	59.1x	20.6x
Ceramics	405	416	-11.03	-2.65%	5	18,176	0.3%	62.0	1.1%	NM	1.2x	DUTCHBANGL	40,215	1.1%	5.8	8.2x	0.8x
Miscellaneous	3,958	3,970	-11.70	-0.29%	15	215,112	3.0%	275.1	5.1%	89.5x	1.7x	PRIMEBANK	39,460	1.1%	19.5	4.5x	0.9x
Corporate Bond**	16,975	16,913	+62.01	+0.37%	16	37,475	0.5%	0.1	0.0%	NM	NM	ICB	34,257	1.0%	3.9	NM	1.2x
Treasury Bond**	2,278	2,281	-2.72	-0.12%	232	3,506,091	49.4%	5.9	0.1%	NM	NM						

Top Ten Gainers	Close Price (BDT)	Δ%	Turnover (BDT Mn)	PE	PB	Top Twenty Free Float Mcap	Free Float Mcap (BDT Mn)	% of Total Free Float Mcap	PE	PB	Most Traded Share	Close Price (BDT)	Δ%	Turnover (BDT Mn)	PE	PB
RAHIMAFOD	145.4	+6.1%	120.0	NM	15.7x	SQURPHARMA	104,910	7.7%	7.8x	1.4x	BRACBANK	82.9	+1.7%	227.0	10.5x	1.6x
MEGHNACEM	36.2	+5.5%	0.6	NM	NM	BRACBANK	71,698	5.3%	10.5x	1.6x	SQURPHARMA	227.9	-0.6%	194.1	7.8x	1.4x
ICBPMF1S1	5.0	+4.2%	3.3	NM	0.9x	BEXIMCO	69,465	5.1%	NM	1.3x	OLYMPIC	155.3	+2.1%	140.2	15.2x	2.4x
GENNEXT	2.7	+3.8%	0.9	NM	0.2x	ISLAMIBANK	57,212	4.2%	NM	1.0x	DHAKABANK	13.7	-0.7%	138.9	15.7x	0.6x
ISLAMICFIN	11.3	+3.7%	9.8	NM	NM	WALTONHIL	48,064	3.5%	12.4x	1.2x	SAIHAMCOT	20.6	-	137.1	23.1x	0.5x
MERCINS	25.7	+3.63%	0.6	13.7x	1.5x	BATBC	36,550	2.7%	12.9x	2.6x	PRAGATILIF	250.5	-3.4%	134.4	NM	NM
APEXSPINN	213.8	+3.3%	19.8	65.0x	3x	GP	34,473	2.5%	12.1x	6.4x	ORIONINFU	368.0	-1.8%	134.3	NM	23.1x
BDTHAIFOOD	16.0	+3.2%	50.6	NM	1.3x	PUBALIBANK	33,435	2.5%	8.2x	0.7x	RAHIMAFOD	145.4	+6.1%	120.0	NM	15.7x
ISLAMIBANK	45.7	+2.5%	89.3	NM	1.0x	BXPHARMA	32,728	2.4%	8.6x	1.1x	MONNOFABR	24.3	-4.3%	114.4	NM	1.0x
IBP	13.4	+2.3%	30.5	NM	1.1x	EBL	27,328	2.0%	5.4x	0.9x	CITYBANK	28.8	-0.3%	114.3	3.3x	0.8x
Top Ten Losers	Close Price (BDT)	Δ%	Turnover (BDT Mn)	PE	PB	RENATA	21,766	1.6%	20.9x	1.5x	Block Trade	Maximum Price (BDT)	Minimum Price (BDT)	No. of Trade	Quantity ('000)	Turnover (BDT Mn)
FIRSTFIN	4.5	-10.0%	1.5	NM	NM	PRIMEBANK	21,253	1.6%	4.5x	0.9x	NBL	6.3	6.3	8.0	10,060	63.38
PRIMEFIN	2.7	-10.0%	7.8	NM	0x	LHB	19,701	1.4%	15.3x	3.3x	FINEFOODS	455.0	429.0	5.0	53	23.79
GSPFINANCE	3.6	-9.0%	2.1	NM	0.5x	OLYMPIC	19,225	1.4%	15.2x	2.4x	CENTRALINS	44.2	43.9	5.0	394	17.31
SHURWID	6.1	-9.0%	2.1	NM	0.5x	UTTARABANK	16,028	1.2%	NM	0.8x	GQBALLPEN	470.0	470.0	1.0	35	16.40
NBL	5.3	-8.6%	43.4	NM	NM	ROBI	15,400	1.1%	17.5x	2.4x	CITYGENINS	84.0	77.6	5.0	170	13.62
EXIM1STMF	3.3	-8.3%	1.7	NM	0.4x	BEACONPHAR	14,267	1.0%	19.9x	3.3x	MLDYEING	8.8	8.8	1.0	1,250	11.00
APOLOISPAT	2.2	-8.3%	2.2	NM	0.1x	UCB	13,510	1.0%	4.7x	0.4x	MTB	14.0	13.8	7.0	750	10.38
BIFC	3.6	-7.7%	3.1	NM	NM	BSRMLTD	12,884	0.9%	4.1x	0.5x	RDFOOD	18.8	18.8	1.0	400	7.52
TUNGHAI	2.4	-7.7%	0.2	NM	NM	ALARABANK	12,710	0.9%	42.0x	0.8x	SIMTEX	25.2	25.0	4.0	154	3.86
PHOENIXFIN	3.7	-7.5%	1.0	NM	0.0x						PRAGATIINS	85.0	85.0	1.0	39	3.33

* Bank and NBFI sector PE calculation methodology has been modified.

** The base of the Bond index starts at 100, starting from Jan 13, 2022

Similarly, Treasury Bond Index starts at 100, starting from Oct 10, 2022

* Bank and NBFI sector PE calculation methodology has been modified.

** The base of the Bond Index starts at 100, starting from Jan 13, 2022.

Similarly, Treasury Bond Index starts at 100, starting from Oct 10, 2022

Block Trade	Maximum Price (BDT)	Minimum Price	Turnover (BDT Mn)	Quantity ('000)	No. of Trade
NBL	6.3	6.3	63.4	10,060	8
FINEFOODS	455.0	429.0	23.8	53	5
CENTRALINS	44.2	43.9	17.3	394	5
GQBALLPEN	470.0	470.0	16.4	35	1
CITYGENINS	84.0	77.6	13.6	170	5
MLDYEING	8.8	8.8	11.0	1,250	1
MTB	14.0	13.8	10.4	750	7
RDFOOD	18.8	18.8	7.5	400	1
SIMTEX	25.2	25.0	3.9	154	4
PRAGATIINS	85.0	85.0	3.3	39	1
SALVO	33.9	27.9	3.3	102	5
SONALILIFE	72.8	72.8	2.9	40	1
LOVELLO	65.8	65.8	2.7	42	1
NFML	15.8	15.8	2.7	168	1
NATLIFEINS	115.0	115.0	2.6	23	1
BDTHAIFOOD	15.0	15.0	2.6	172	2
PROGRESLIF	49.7	49.7	2.3	46	2
LHB	49.0	49.0	2.0	40	1
PRAGATILIF	238.0	238.0	1.4	6	1
SIPLC	61.4	61.4	1.2	20	1
ACFL	17.7	17.7	0.8	43	1
BEACHHATCH	35.0	35.0	0.6	16	1
Total			196.7		58

Important DSE News
GPHISPAT

Credit Rating Agency of Bangladesh Limited (CRAB) has assigned Initial rating of the Company as "A1" in the long term loan and "ST-3" in the short term loan along with Stable outlook based on audited financial statements up to June 30, 2025; Bank liability position as on December 31, 2025 and other relevant quantitative as well as qualitative information up to the date of rating declaration.

OLYMPIC

Mr. Aziz Mohammad Bhai, a Sponsor Director and Chairman of the company, has expressed his intention to buy 10,000,000 shares of the company at prevailing market price (in the Block Market) through Dhaka Stock Exchange PLC. within next 30 working days pursuant to the Regulation 34(1) of the Dhaka Stock Exchange (Listing) Regulations, 2015, as well as Rule 4 of the BSEC (Ullekzhogyo Sonkhyok Share Orjon, Odhigrohon o Kortritto Grohon) Bidhimala, 2018.

Upcoming Corporate Events

DSE Ticker	Right Share	Dividend		Event	Date
		Stock	Cash		
RAKCERAMIC		0.0%	10.0%	Record Date	25-Feb-26
SINGERBD		0.0%	0.0%	Record Date	26-Feb-26
GP		0.0%	105.0%	Record Date	3-Mar-26
CITYGENINS		0.0%	10.0%	Record Date	4-Mar-26

Disclaimer: This report has been prepared by BRAC EPL Stock Brokerage Ltd and is provided for information purposes. It is not, under any circumstances, to be used or considered as an offer to sell, or a solicitation of any offer to buy. Reasonable care has been taken to ensure that the information is not untrue and misleading. BRAC EPL Stock Brokerage Ltd makes no representation or warranty as to the accuracy or completeness of such information. All opinions and estimates included in this report constitute our judgment as of this date and are subject to change without notice.