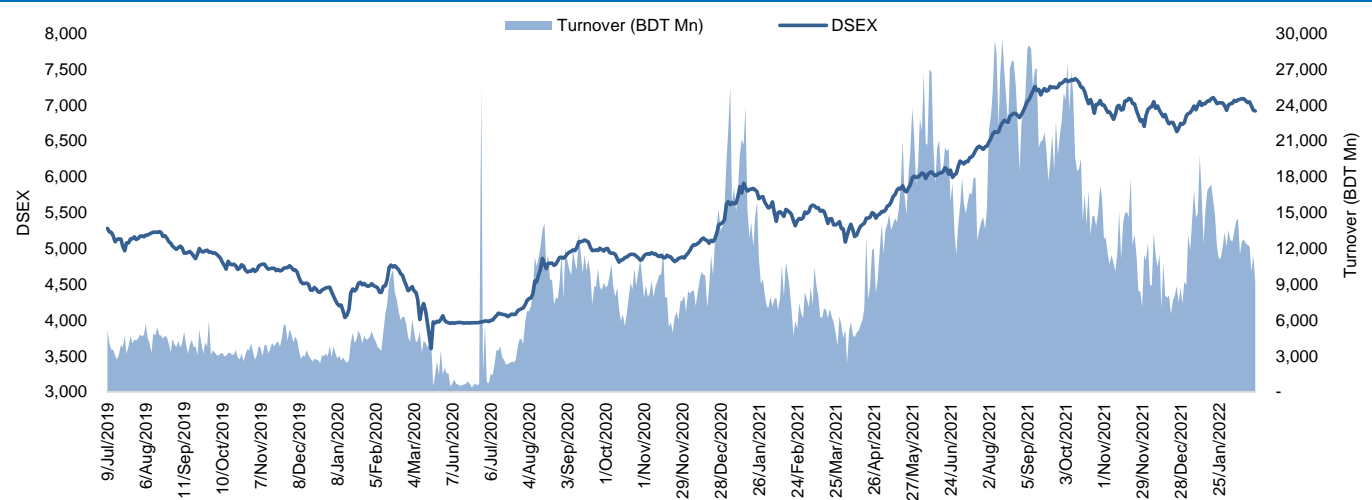


The market closed in red today. The benchmark index DSEX (-0.13%) lost 8.72 points and closed at 6,917.91. The blue-chip index DS30 (-0.36%), the Shariah-based index DSES (-0.24%), and the large-cap index CDSET (-0.32%) closed at 2,536.37, 1,495.22, and 1,375.40 points, respectively. Most of the large-cap sectors posted negative performance today. Food & Allied experienced the highest loss of 0.93% followed by Engineering (-0.41%), Pharmaceutical (-0.37%), Telecommunication (-0.21%), Bank (-0.07%), NBF1 (-0.02%), and Fuel & Power (+0.08%), respectively. Block trades contributed 0.6% of the overall market turnover. Bangladesh Export Import Company Ltd. (-0.8%) was the most traded share with a turnover of BDT 649 million.

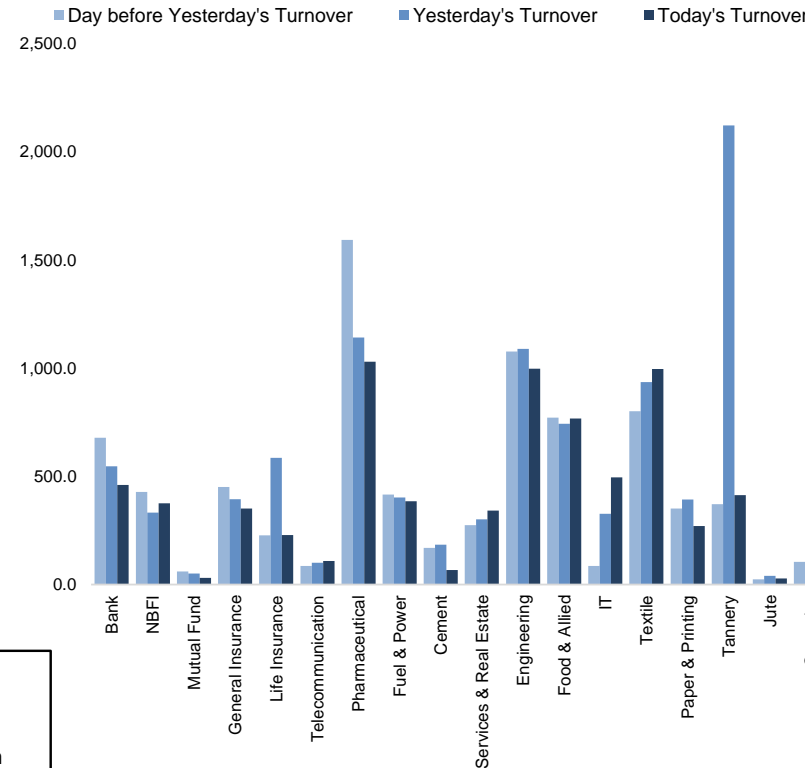


Index	Closing	Opening	Point Δ	%Δ	YTD %Δ
DSEX	6,917.91	6,926.63	-8.72	-0.13%	+2.4%
DS30	2,536.37	2,545.62	-9.25	-0.36%	+0.1%
DSES	1,495.22	1,498.77	-3.54	-0.24%	+4.5%
CDSET	1,375.40	1,379.75	-4.35	-0.32%	+1.2%

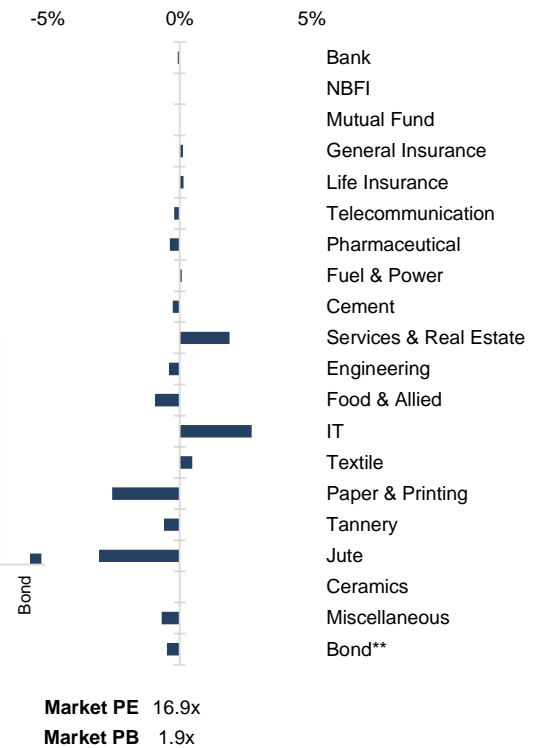
	Advanced	Declined	Unchanged	Total
<b>All Category</b>	173	154	49	376
<b>A Category (Equity)</b>	108	117	35	260
<b>B Category (Equity)</b>	49	27	9	85
<b>N Category (Equity)</b>	3	3	1	7
<b>Z Category (Equity)</b>	13	7	4	24
<b>Mutual Funds</b>	8	11	15	34
<b>Corporate Bonds</b>	1	3	1	5

		Today	Last Day	Daily %Δ
<b>Mcap</b>	Mn BDT	5,555,350	5,566,428	-0.2%
	Mn USD	64,597	64,726	
<b>Turnover</b>	Mn BDT	9,088	11,409	-20.3%
	Mn USD	106	133	
<b>Volume</b>	Mn Shares	186	199	-6.3%
<b>No. of Trade</b>		207,657	219,991	-5.6%

**Figure: Sectorial Turnover (BDT)**



**Figure: Sectorial Mcap Change**



**Market PE** 16.9x  
**Market PB** 1.9x

<b>Fahim Hassan</b> Research Associate (880) 1709636546 fahim.hassan@bracepl.com	<b>Md. Mahmudul Hasan</b> Junior Research Associate (880) 1708805201 mmahmudul.hasan@bracepl.com
---	---

Sector Index	Closing	Opening	Points Δ	%Δ	No. of Companies	Mcap (BDT Mn)	% of Total Mcap	Turnover (BDT Mn)	% of Total Turnover	PE	PB	Top Twenty Market Cap	Mcap (BDT Mn)	% of Total Mcap	Turnover (BDT Mn)	PE	PB
Bank	1,598	1,599	-1.12	-0.07%	33	740,001	14.9%	460.1	5.3%	8.1x	0.9x	GP	479,897	9.7%	56.3	14.1x	9.6x
NBFI	2,254	2,255	-0.54	-0.02%	23	219,400	4.4%	375.6	4.4%	NM	4.0x	WALTONHIL	336,977	6.8%	4.4	23.3x	3.6x
Mutual Fund	885	885	-0.02	-0.00%	37	40,770	0.8%	31.1	0.4%	NM	0.8x	BATBC	329,724	6.6%	200.6	22.0x	9.0x
General Insurance	4,334	4,328	+5.44	+0.13%	40	126,973	2.6%	350.9	4.1%	20.1x	2.2x	SQRPHARMA	198,299	4.0%	74.5	11.1x	2.1x
Life Insurance	2,717	2,714	+3.94	+0.15%	13	76,692	1.5%	228.2	2.6%	NM	NM	ROBI	191,185	3.9%	26.6	83.2x	2.9x
Telecommunication	5,974	5,986	-12.37	-0.21%	3	705,415	14.2%	108.5	1.3%	18.2x	5.6x	UPGDCL	146,953	3.0%	9.7	12.0x	5.0x
Pharmaceutical	3,976	3,990	-14.73	-0.37%	32	741,456	14.9%	1,029.2	11.9%	18.5x	2.7x	RENATA	144,818	2.9%	46.0	26.8x	5.4x
Fuel & Power	1,886	1,885	+1.47	+0.08%	23	492,915	9.9%	384.6	4.5%	12.1x	1.3x	BEXIMCO	129,432	2.6%	649.0	10.3x	1.8x
Cement	2,727	2,734	-7.29	-0.27%	7	134,320	2.7%	66.4	0.8%	20.0x	2.8x	ICB	95,811	1.9%	14.4	49.8x	2.1x
Services & Real Estate	1,517	1,489	+28.13	+1.89%	8	57,883	1.2%	341.0	4.0%	NM	1.2x	LHBL	89,426	1.8%	0.0	23.1x	4.5x
Engineering	4,840	4,860	-19.74	-0.41%	42	566,838	11.4%	997.1	11.6%	19.2x	2.0x	BXPHARMA	84,672	1.7%	46.2	13.9x	2.2x
Food & Allied	25,007	25,242	-234.99	-0.93%	21	442,135	8.9%	767.0	8.9%	27.6x	9.5x	BERGERPBL	82,794	1.7%	1.1	27.4x	7.5x
IT	3,257	3,171	+86.33	+2.72%	11	39,741	0.8%	495.5	5.7%	31.8x	2.8x	BRACBANK	76,987	1.6%	43.6	13.4x	1.6x
Textile	1,634	1,626	+7.81	+0.48%	58	177,168	3.6%	995.0	11.5%	30.2x	1.1x	MARICO	75,591	1.5%	7.0	21.9x	29.3x
Paper & Printing	8,929	9,163	-233.83	-2.55%	6	32,167	0.6%	270.5	3.1%	NM	2.2x	BEACONPHAR	52,830	1.1%	6.0	45.1x	9.4x
Tannery	3,905	3,928	-23.31	-0.59%	6	41,353	0.8%	413.0	4.8%	NM	4.1x	ISLAMIBANK	52,325	1.1%	4.9	9.7x	0.8x
Jute	9,017	9,301	-283.63	-3.05%	3	2,092	0.0%	28.4	0.3%	NM	25.5x	DUTCHBANGL	49,145	1.0%	5.2	8.4x	1.4x
Ceramics	754	754	-0.10	-0.01%	5	33,707	0.7%	193.5	2.2%	33.0x	2.1x	POWERGRID	45,615	0.9%	48.7	13.1x	0.5x
Miscellaneous	4,660	4,692	-32.03	-0.68%	14	256,306	5.2%	1,041.7	12.1%	14.4x	2.3x	TITASGAS	42,042	0.8%	41.3	12.3x	0.6x
Bond**	89	90	-0.43	-0.48%	7	32,410	0.7%	51.6	0.6%	NM	NM	SUMITPOWER	41,968	0.8%	15.9	8.8x	1.2x

Top Ten Gainers	Close Price (BDT)	Δ%	Turnover (BDT Mn)	PE	PB	Top Twenty Free Float Mcap	Free Float Mcap (BDT Mn)	% of Total Free Float Mcap	PE	PB	Most Traded Share	Close Price (BDT)	Δ%	Turnover (BDT Mn)	PE	PB
ADNTEL	58.3	+10.0%	110.1	22.4x	2.2x	SQRPHARMA	129,747	7.0%	11.1x	2.1x	BEXIMCO	147.7	-0.8%	649.0	10.3x	1.8x
APEXSPINN	178.5	+10.0%	63.0	59.7x	3.2x	BATBC	87,212	4.7%	22.0x	9.0x	ORIONPHARM	108.8	-0.4%	359.7	27.2x	1.3x
DSSL	17.3	+9.5%	62.1	14.5x	0.9x	BEXIMCO	86,267	4.6%	10.3x	1.8x	FORTUNE	129.3	-0.8%	275.5	44.3x	8.5x
MEGHNA PET	22.0	+9.5%	3.6	NM	NM	RENATA	70,570	3.8%	26.8x	5.4x	BSC	128.6	-1.5%	221.8	11.3x	1.9x
PENINSULA	40.0	+9.3%	53.0	63.5x	1.3x	BXPHARMA	59,118	3.2%	13.9x	2.2x	BATBC	610.6	-0.9%	200.6	22.0x	9.0x
DELTASPINN	10.6	+8.2%	75.8	NM	0.8x	GP	47,990	2.6%	14.1x	9.6x	AAMRATECH	36.4	+6.4%	177.5	19.8x	1.5x
SHURWID	18.7	+8.1%	11.2	8.5x	1.5x	BRACBANK	41,388	2.2%	13.4x	1.6x	SAIFPOWER	43.0	+4.1%	171.8	19.8x	2.4x
MONNOAGML	617.3	+7.5%	55.0	NM	42.7x	BEACONPHAR	36,981	2.0%	45.1x	9.4x	KTL	38.8	-	134.2	82.4x	2.3x
MEGCONMILK	17.6	+7.3%	2.7	NM	NM	LHBL	31,585	1.7%	23.1x	4.5x	BBS	25.2	+4.6%	127.6	47.1x	1.7x
GSPFINANCE	26.6	+6.8%	74.9	16.3x	1.4x	EBL	25,574	1.4%	6.8x	1.2x	MONNOCERA	123.5	+3.7%	120.7	NM	2.1x

Top Ten Losers	Close Price (BDT)	Δ%	Turnover (BDT Mn)	PE	PB	Top Twenty Free Float Mcap	Free Float Mcap (BDT Mn)	% of Total Free Float Mcap	PE	PB	Block Trade	Maximum Price (BDT)	Minimum Price (BDT)	No. of Trade	Quantity ('000)	Turnover (BDT Mn)
ARAMITCEM	44.3	-6.3%	38.9	98.4x	1.6x	ROBI	19,118	1.0%	83.2x	2.9x	FORTUNE	138.0	130.0	6.0	535	71.60
ZEALBANGLA	139.3	-6.2%	0.9	NM	NM	OLYMPIC	18,918	1.0%	17.9x	3.4x	PIONEERINS	116.0	116.0	1.0	600	69.60
SAMORITA	106.0	-5.4%	36.0	49.5x	2.0x	IFIC	17,358	0.9%	13.7x	1.0x	GENEXIL	150.0	150.0	1.0	400	60.00
TAMIJTEX	246.4	-5.1%	28.2	53.0x	3.0x	ORIONPHARM	17,317	0.9%	27.2x	1.3x	NATLIFEINS	224.0	224.0	1.0	250	56.00
RANFOUNDRY	210.1	-5.1%	41.6	56.8x	7.2x	NBL	17,271	0.9%	6.6x	0.4x	ORIONPHARM	117.9	106.0	4.0	400	43.47
STANCERAM	171.5	-4.7%	16.5	NM	23.4x	BSRMLTD	16,932	0.9%	5.8x	0.8x	RENATA	1,378.0	1,378.0	1.0	22	30.32
STYLECRAFT	130.5	-4.6%	28.1	NM	7.3x	ALARABANK	16,714	0.9%	10.4x	1.2x	LINDEBD	1,887.9	1,887.9	1.0	16	30.21
YPL	23.1	-4.5%	73.9	46.2x	2.0x						APEXTANRY	140.0	140.0	1.0	150	21.00
ECABLES	145.3	-4.5%	9.4	NM	16.9x						SONALIPAPR	703.0	703.0	1.0	14	9.84
WATACHEM	283.5	-4.0%	12.2	62.3x	4.5x						IBBLPBOND	960.0	960.0	1.0	10	9.60

\*NBFI Sector PE calculation methodology has been modified to reflect positive earnings only.

\*\* The base of the Bond index starts at 100, starting from Jan 13, 2022

Block Trade	Maximum Price (BDT)	Minimum Price (BDT)	Turnover (BDT Mn)	Quantity ('000)	No. of Trade
FORTUNE	138.0	130.0	71.6	535	6
PIONEERINS	116.0	116.0	69.6	600	1
GENEXIL	150.0	150.0	60.0	400	1
NATLIFEINS	224.0	224.0	56.0	250	1
ORIONPHARM	117.9	106.0	43.5	400	4
RENATA	1,378.0	1,378.0	30.3	22	1
LINDEBD	1,887.9	1,887.9	30.2	16	1
APEXTANRY	140.0	140.0	21.0	150	1
SONALIPAPR	703.0	703.0	9.8	14	1
IBBLPBOND	960.0	960.0	9.6	10	1
SHEPHERD	25.1	25.1	8.8	350	1
NAHEEACP	55.4	55.1	5.8	105	2
AL-HAJTEX	101.0	96.0	5.6	57	5
SQURPHARMA	210.0	210.0	4.2	20	2
FARCHEM	13.4	13.4	3.6	265	1
LOVELLO	39.0	39.0	3.5	90	1
RAKCERAMIC	55.5	55.5	3.2	57	1
SANDHANINS	31.0	31.0	2.5	80	2
KBPPWBIL	14.8	14.8	2.0	135	1
RDFOOD	59.0	59.0	1.8	30	2
GP	352.0	352.0	1.8	5	1
STYLECRAFT	134.9	134.9	1.6	12	1
<b>Total</b>			<b>459.1</b>		<b>54</b>

**Upcoming Corporate Events**

DSE Ticker	Right Share	Dividend		Event	Date
		Stock	Cash		
Grameenphone Ltd.	-	0.0%	125.0%	Record Date	23-Feb-22
Khan Brothers PP Woven Bag Industries Limited	-	0.0%	2.0%	Record Date	24-Feb-22
Alltex Industries Ltd.	-	0.0%	1.0%	Record Date	24-Feb-22
RAK Ceramics (Bangladesh) Limited	-	0.0%	12.5%	Record Date	24-Feb-22
Advent Pharma Limited	-	2.0%	0.0%	Record Date	27-Feb-22
SAIF Powertec Limited	-	6.0%	0.0%	Record Date	28-Feb-22
Kay & Que (Bangladesh) Ltd.	-	5.0%	0.0%	Record Date	28-Feb-22
NCCBL Mutual Fund-1	-	0.0%	12.0%	Record Date	1-Mar-22
Intraco Refueling Station Limited	-	8.0%	0.0%	Record Date	1-Mar-22
Quasem Industries Ltd.	-	10.0%	0.0%	Record Date	1-Mar-22
Associated Oxygen Limited	-	7.0%	0.0%	Record Date	2-Mar-22
British American Tobacco Bangladesh Company Limited	-	0.0%	150.0%	Record Date	3-Mar-22
Vanguard AML Rupali Bank Balanced Fund	-	0.0%	10.0%	Record Date	6-Mar-22
Reliance Insurance Ltd.	-	0.0%	25.0%	Record Date	7-Mar-22
IDLC Finance Ltd.	-	5.0%	15.0%	Record Date	8-Mar-22
Green Delta Insurance Ltd.	-	0.0%	30.0%	Record Date	8-Mar-22
Bangladesh Finance Limited	-	6.0%	6.0%	Record Date	9-Mar-22

**Important DSE News**
**NITOLINS**

The Board of Directors has recommended 12.50% cash dividend for the year ended December 31, 2021. Date of AGM: 24.04.2022, Time: 11:00 AM, Venue: Digital Platform. Record Date: 15.03.2022. The Company has also reported EPS of Tk. 2.93, NAV per share of Tk. 29.16 and NOCFPS of Tk. 0.37 for the year ended December 31, 2021 as against Tk. 2.84, Tk. 27.23 and Tk. 1.21 respectively for the same period of the previous year.

**UCB**

The Company has informed that the Board of Directors has decided to issue of unsecured, contingent-convertible, non-cumulative, 'UCB 2nd Perpetual Bond' of amount up to Tk. 500 crore to be included in the Additional Tier I Capital subject to approval of regulatory authorities. The Company has informed that the Board of Directors has decided to formation of a Subsidiary Company having paid-up capital of \$ 9,00,000.00 (nine lac) in Singapore for remittance business subject to the approval of the regulatory authorities.

**QUASEMIND\***

The Company has further informed that BSEC has accorded consent for issuance of 10% Stock Dividend for the year ended June 30, 2021. The Company has also informed that the Board of Directors has fixed the Record date on 01.03.2022 for entitlement of the aforesaid Bonus Shares.

**SAIFPOWER\***

The Company has further informed that BSEC has accorded consent for issuance of 6% Stock Dividend for the year ended June 30, 2021. The Company has also informed that the Board of Directors has fixed the Record date on 28.02.2022 for entitlement of the aforesaid Bonus Shares.

**ADVENT\***

The Company has further informed that BSEC has accorded consent for issuance of 2% Stock Dividend for the year ended June 30, 2021. The Company has also informed that the Board of Directors has fixed the Record date on 27.02.2022 for entitlement of the aforesaid Bonus Shares.

**DOMINAGE**

The Company has informed that the 5% cash (other than Sponsors/Directors) and 5% stock dividend proposed by the Board of directors of Dominage Steel Building Systems Ltd. were approved by the shareholders in the 15th Annual General Meeting-2021. Following the Bangladesh Securities and Exchange Commission notification dated August 31, 2021 an application was made to the BSEC for final approval of stock dividend which Dated January 05, 2022. Bangladesh Securities and Exchange Commission has canceled the said 5% stock dividend. The Company has been placed in 'B' category from existing 'A' category with effect from February 23, 2022 as the Company has disbursed 5% cash dividend for the year ended on June 30, 2021.

**ACMELAB**

Parveen Akhter Nasir one of the Sponsors of the company, has expressed her intention to transfer 26,95,176 shares out of her holding 1,15,61,922 shares of the Company; 13,47,588 shares to her son Ansar Uddin Sinha (Placement Holder of the company) and 13,47,588 shares to her another son Harun Sinha (General Shareholder of the company) respectively, by way of gift outside the trading system of the Exchange within next 30 working days from the date of issuance of approval letter by DSE.

**BARKAPOWER**

Mr. Md. Ahsanul Kabir, one of the Directors of the Company, has expressed his intention to sell 6,60,000 shares out of his holding 58,72,948 shares (in the Block Market) whereas Fusion Holdings (Pvt.) Limited another Corporate Director of the company has expressed its intention to buy 6,60,000 shares at prevailing market price (in the Block Market) through Dhaka Stock Exchange within next 30 working days.

*\*Following the approval of stock dividend by the regulator, new record dates have been declared. As a result, we have undertaken necessary adjustments to keep our reporting in line with DSE*

**Disclaimer:** This report has been prepared by BRAC EPL Stock Brokerage Ltd and is provided for information purposes. It is not, under any circumstances, to be used or considered as an offer to sell, or a solicitation of any offer to buy. Reasonable care has been taken to ensure that the information is not untrue and misleading. BRAC EPL Stock Brokerage Ltd makes no representation or warranty as to the accuracy or completeness of such information. All opinions and estimates included in this report constitute our judgment as of this date and are subject to change without notice.

**MICEMENT**

Dhaka Stock Exchange Limited (DSE) has approved the change of name and trading code of the Company will be "Crown Cement PLC" instead of "M.I. Cement Factory Limited" and DSE Trading Code for M.I. Cement Factory Limited will be "CROWNCEMNT" instead of "MICEMENT" with effect from February 23, 2022. Other things (except name and trading code) will remain unchanged.