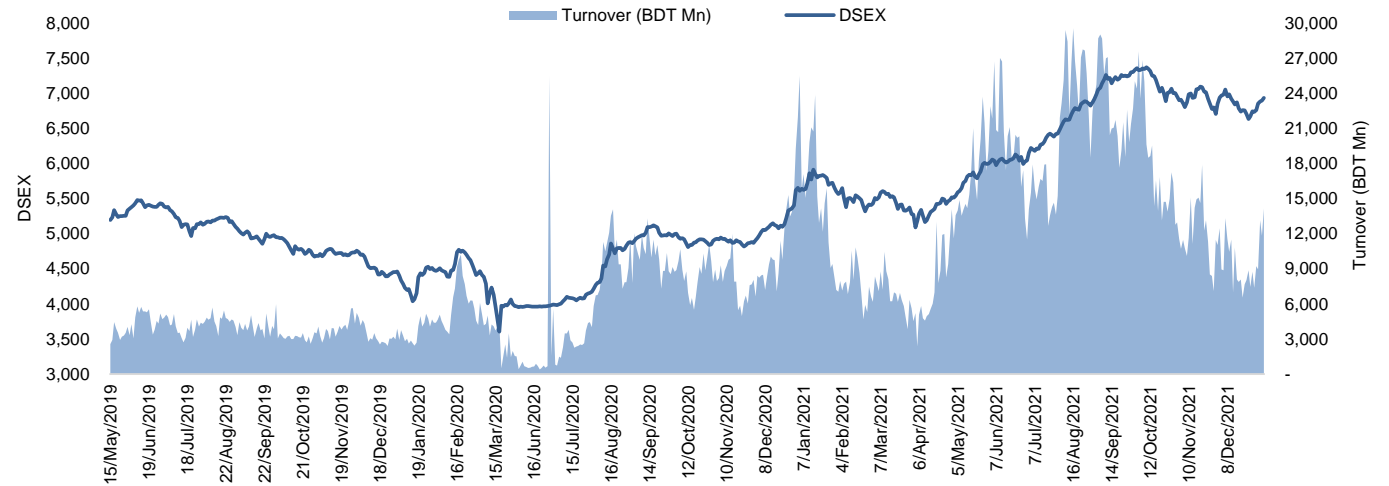


## Daily Market Update

The market closed in green today. The benchmark index DSEX (+0.54%) gained 36.94 points and closed at 6,929.93. The blue-chip index DS30 (+0.18%), the Shariah-based index DSES (+0.52%), and the large-cap index CDSET (+0.05%) closed at 2,575.88, 1,463.68, and 1,381.64 points, respectively. All the large-cap sectors posted positive performance today. NBFi booked the highest gain of 3.20% followed by Telecommunication (+2.22%), Fuel & Power (+0.96%), Food & Allied (+0.63%), Bank (+0.54%), Engineering (+0.51%), and Pharmaceutical (-0.44%), respectively. Block trades contributed 0.7% of the overall market turnover. Bangladesh Export Import Company Ltd. (-1.7%) was the most traded share with a turnover of BDT 1,002 million.



Index	Closing	Opening	Point Δ	%Δ	YTD %Δ
DSEX	6,929.93	6,892.99	+36.94	+0.54%	+2.6%
DS30	2,575.88	2,571.19	+4.69	+0.18%	+1.7%
DSES	1,463.68	1,456.12	+7.56	+0.52%	+2.3%
CDSET	1,381.64	1,380.89	+0.75	+0.05%	+1.7%

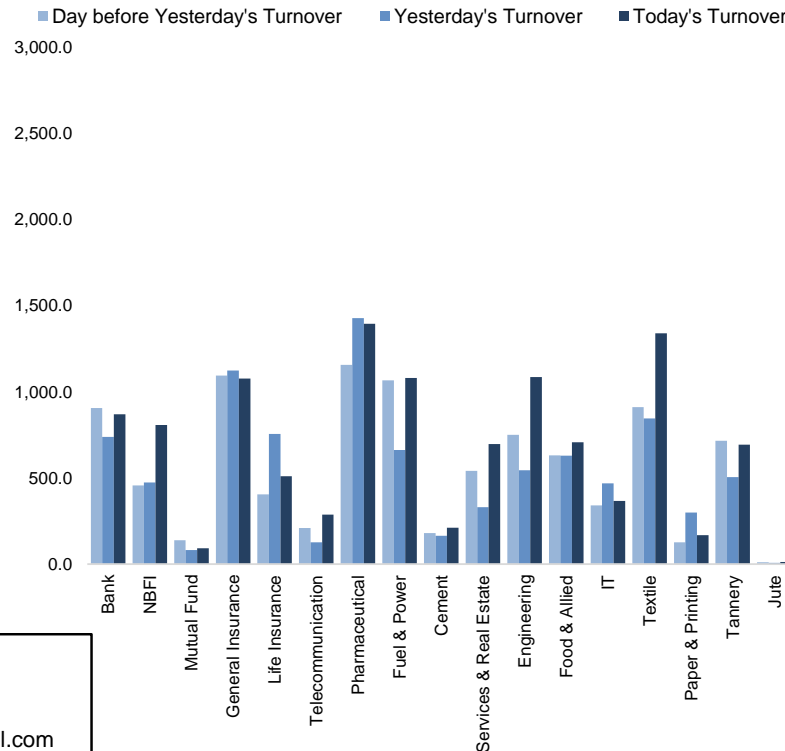
	Advanced	Declined	Unchanged	Total
All Category	218	121	39	378
A Category (Equity)	127	97	29	253
B Category (Equity)	67	12	4	83
N Category (Equity)	10	2	0	12
Z Category (Equity)	14	10	6	30
Mutual Funds	3	16	17	36
Corporate Bonds	1	2	1	4

		Today	Last Day	Daily %Δ
Mcap	Mn BDT	5,533,324	5,496,399	+0.7%
	Mn USD	64,491	64,061	
Turnover	Mn BDT	14,142	11,822	+19.6%
	Mn USD	165	138	
Volume	Mn Shares	326	255	+27.6%
No. of Trade		234,613	193,225	+21.4%

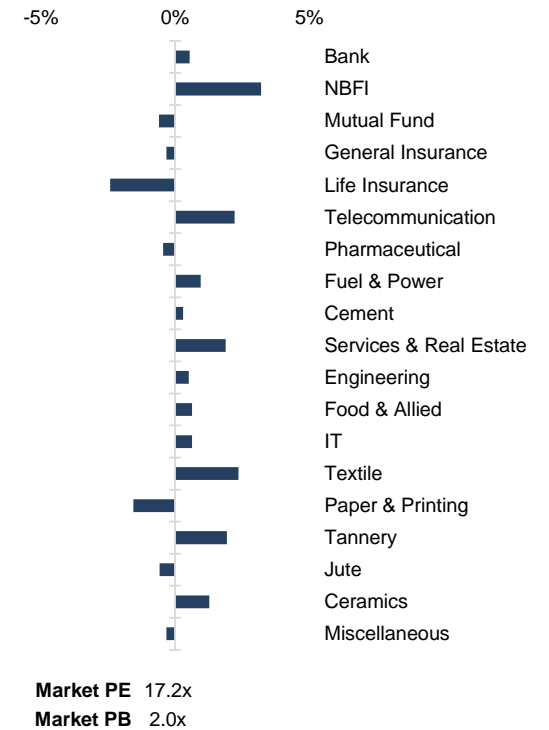
**Anika Mafiz**  
**Research Analyst**  
 (880) 1708805206  
 anika.mafiz@bracepl.com

**Fahim Hassan**  
**Research Associate**  
 (880) 1709636546  
 fahim.hassan@bracepl.com

**Figure: Sectorial Turnover (BDT)**



**Figure: Sectorial Mcap Change**



**Market PE** 17.2x  
**Market PB** 2.0x

Sector Index	Closing	Opening	Points Δ	%Δ	No. of Companies	Mcap (BDT Mn)	% of Total Mcap	Turnover (BDT Mn)	% of Total Turnover	PE	PB	Top Twenty Market Cap	Mcap (BDT Mn)	% of Total Mcap	Turnover (BDT Mn)	PE	PB
Bank	1,613	1,604	+8.72	+0.54%	32	735,410	14.9%	868.3	6.5%	8.1x	0.9x	GP	467,744	9.5%	66.0	12.9x	11.2x
NBFI	2,408	2,333	+74.69	+3.20%	23	235,764	4.8%	807.5	6.0%	22.4x	4.3x	BATBC	351,648	7.1%	101.6	25.6x	8.8x
Mutual Fund	910	915	-5.45	-0.60%	37	41,719	0.8%	91.8	0.7%	NM	0.8x	WALTONHIL	345,399	7.0%	22.4	22.7x	3.8x
General Insurance	4,687	4,702	-15.04	-0.32%	39	136,129	2.8%	1,077.0	8.0%	21.4x	2.3x	ROBI	203,232	4.1%	121.6	88.5x	3.1x
Life Insurance	2,800	2,870	-69.40	-2.42%	13	80,741	1.6%	510.3	3.8%	NM	NM	SQURPHARMA	190,410	3.9%	66.1	11.2x	2.0x
Telecommunication	5,951	5,821	+129.39	+2.22%	3	705,622	14.3%	286.6	2.1%	17.3x	6.0x	UPGDCL	146,431	3.0%	18.1	13.5x	4.1x
Pharmaceutical	3,915	3,933	-17.18	-0.44%	32	725,300	14.7%	1,394.9	10.4%	19.1x	2.7x	RENATA	140,637	2.8%	5.1	27.0x	5.2x
Fuel & Power	1,860	1,842	+17.66	+0.96%	23	487,266	9.9%	1,079.0	8.0%	12.1x	1.2x	BEXIMCO	131,448	2.7%	1,002.2	13.0x	1.8x
Cement	2,700	2,692	+8.23	+0.31%	7	135,160	2.7%	210.4	1.6%	18.8x	2.8x	ICB	102,661	2.1%	28.3	72.7x	2.3x
Services & Real Estate	1,404	1,378	+26.07	+1.89%	8	55,052	1.1%	696.0	5.2%	NM	1.1x	LHBL	90,355	1.8%	181.6	22.9x	4.7x
Engineering	4,769	4,745	+24.13	+0.51%	42	571,534	11.6%	1,085.4	8.1%	19.0x	2.1x	BXPHERMA	87,839	1.8%	115.2	15.9x	2.3x
Food & Allied	25,813	25,651	+161.75	+0.63%	20	456,007	9.2%	707.2	5.3%	31.2x	9.2x	BERGERPBL	82,033	1.7%	1.8	26.4x	6.8x
IT	3,403	3,381	+21.35	+0.63%	11	43,802	0.9%	366.9	2.7%	37.5x	3.1x	BRACBANK	79,771	1.6%	60.1	13.9x	1.6x
Textile	1,550	1,515	+35.83	+2.37%	58	169,903	3.4%	1,338.0	9.9%	36.8x	1.1x	MARICO	72,648	1.5%	18.1	22.0x	30.9x
Paper & Printing	8,889	9,029	-139.88	-1.55%	6	31,571	0.6%	168.5	1.3%	NM	2.2x	BEACONPHAR	55,532	1.1%	128.7	48.0x	9.7x
Tannery	3,477	3,411	+65.99	+1.93%	6	37,569	0.8%	692.5	5.1%	NM	3.7x	ISLAMIBANK	51,520	1.0%	7.5	9.6x	0.8x
Jute	8,597	8,646	-49.26	-0.57%	3	2,018	0.0%	13.0	0.1%	NM	20.3x	DUTCHBANGL	50,474	1.0%	18.8	8.6x	1.4x
Ceramics	690	681	+8.72	+1.28%	5	31,264	0.6%	96.9	0.7%	32.0x	2.0x	POWERGRID	47,681	1.0%	479.9	14.4x	0.5x
Miscellaneous	4,743	4,758	-15.25	-0.32%	14	253,756	5.1%	1,957.3	14.6%	16.9x	2.3x	SUMITPOWER	41,647	0.8%	30.3	7.8x	1.1x
												TITASGAS	36,799	0.7%	7.2	10.7x	0.5x

Top Ten Gainers	Close Price (BDT)	Δ%	Turnover (BDT Mn)	PE	PB
BSC	95.1	+9.9%	708.8	11.2x	1.5x
ROBI	38.8	+9.9%	121.6	88.5x	3.1x
NHFIL	57.7	+9.9%	109.2	21.1x	3.1x
BDTHAI	22.2	+9.9%	48.1	19.9x	0.8x
LOVELLO	47.8	+9.9%	248.0	30.5x	3.7x
METROSPIN	26.0	+9.7%	81.1	20.3x	1.3x
FUWANGFOOD	17.2	+9.6%	49.2	NM	1.5x
WMSHIPYARD	12.0	+9.1%	48.9	NM	0.5x
MAKSONSPIN	27.9	+8.6%	154.3	10.3x	1.3x
MITHUNKNIT	13.3	+8.1%	2.1	NM	0.7x

Top Ten Losers	Close Price (BDT)	Δ%	Turnover (BDT Mn)	PE	PB
PRIMEINSUR	81.9	-5.8%	132.8	24.5x	4.4x
NATLIFEINS	221.1	-5.4%	0.6	NM	NM
POPULARLIF	81.1	-5.1%	27.5	NM	NM
SONALIPAPR	794.8	-4.8%	109.0	NM	3.3x
SONALILIFE	68.9	-3.8%	38.6	NM	NM
ICBSONALI1	7.7	-3.8%	1.8	NM	1.1x
PRAGATILIF	96.1	-3.7%	5.2	NM	NM
CAPMIBLMF	16.8	-3.4%	13.0	NM	1.9x
1STPRIMFMF	20.6	-3.3%	9.5	NM	1.9x
EASTRNLU	3,017.3	-3.3%	40.7	59.1x	13.2x

Top Twenty Free Float Mcap	Free Float Mcap (BDT Mn)	% of Total Free Float Mcap	PE	PB
SQURPHARMA	124,585	6.7%	11.2x	2.0x
BATBC	93,011	5.0%	25.6x	8.8x
BEXIMCO	91,291	4.9%	13.0x	1.8x
RENATA	68,659	3.7%	27.0x	5.2x
BXPHERMA	61,330	3.3%	15.9x	2.3x
GP	46,774	2.5%	12.9x	11.2x
BRACBANK	42,885	2.3%	13.9x	1.6x
BEACONPHAR	38,871	2.1%	48.0x	9.7x
LHBL	31,913	1.7%	22.9x	4.7x
EBL	25,641	1.4%	6.8x	1.2x
ISLAMIBANK	25,081	1.3%	9.6x	0.8x
ROBI	20,222	1.1%	88.5x	3.1x
CITYBANK	19,842	1.1%	6.6x	0.9x
IFIC	19,438	1.0%	14.9x	1.0x
OLYMPIC	19,405	1.0%	17.0x	3.3x
PUBALIBANK	19,232	1.0%	5.3x	0.7x
BSRMLTD	17,957	1.0%	5.9x	1.0x
NBL	16,665	0.9%	6.6x	0.4x
ALARABANK	16,528	0.9%	10.3x	1.2x
ORIONPHARM	15,980	0.9%	28.7x	1.2x

\*NBFI Sector PE calculation methodology has been modified to reflect positive earnings only.

Most Traded Share	Close Price (BDT)	Δ%	Turnover (BDT Mn)	PE	PB
BEXIMCO	150.0	-1.7%	1,002.2	13.0x	1.8x
BSC	95.1	+9.9%	708.8	11.2x	1.5x
FORTUNE	113.1	+4.6%	674.0	48.5x	7.7x
POWERGRID	66.9	+2.5%	479.9	14.4x	0.5x
SAIFPOWER	42.8	+2.6%	418.2	23.9x	2.6x
GSPFINANCE	28.1	+2.2%	277.7	17.3x	1.5x
ACTIVEFINE	29.7	-1.0%	264.8	76.2x	1.3x
GPHISPAT	57.7	+4.3%	251.6	13.8x	2.0x
LOVELLO	47.8	+9.9%	248.0	30.5x	3.7x
PENINSULA	39.6	+1.3%	211.0	88.0x	1.3x

Block Trade	Maximum Price (BDT)	Price (BDT)	No. of Trade	Quantity ('000)	Turnover (BDT Mn)
FORTUNE	114.9	100.1	14.0	2,204	232.95
GENEXIL	181.3	167.7	4.0	786	132.19
SONALIPAPR	895.0	895.0	3.0	141	126.02
LINDEBD	1,611.0	1,611.0	2.0	30	48.33
RDFOOD	56.8	53.0	15.0	466	25.50
GP	349.2	349.2	4.0	47	16.41
KTL	34.6	34.6	4.0	325	11.25
BEXIMCO	160.0	139.0	3.0	70	10.66
PADMALIFE	55.0	55.0	1.0	190	10.45
GBBPOWER	34.0	33.0	3.0	225	7.45

Block Trade	Maximum Price (BDT)	Minimum Price (BDT)	Turnover (BDT Mn)	Quantity ('000)	No. of Trade
FORTUNE	114.9	100.1	233.0	2,204	14
GENEXIL	181.3	167.7	132.2	786	4
SONALIPAPR	895.0	895.0	126.0	141	3
LINDEBD	1,611.0	1,611.0	48.3	30	2
RDFOOD	56.8	53.0	25.5	466	15
GP	349.2	349.2	16.4	47	4
KTL	34.6	34.6	11.2	325	4
BEXIMCO	160.0	139.0	10.7	70	3
PADMALIFE	55.0	55.0	10.5	190	1
GBBPOWER	34.0	33.0	7.5	225	3
POWERGRID	67.1	62.5	6.5	98	3
ASIAINS	115.0	113.6	6.4	56	2
BEACONPHAR	249.0	225.0	6.4	28	3
SAIFPOWER	41.7	37.7	6.3	154	4
AIL	50.9	50.9	5.4	107	2
LANKABAFIN	41.0	41.0	4.3	106	1
FAREASTLIF	71.0	71.0	3.6	50	1
BSC	95.1	80.0	2.9	32	4
INDEXAGRO	119.5	119.5	2.9	24	1
PHOENIXFIN	27.8	27.8	2.7	97	1
AMANFEED	62.5	62.5	2.5	40	1
EASTERNINS	119.0	118.0	2.0	17	2
<b>Total</b>			<b>693.0</b>		<b>100</b>

**Important DSE News**
**BEXIMCO**

Beximco Holdings Ltd., one of the Corporate Directors of the Company, has further reported that it has completed its buying of 3,00,00,000 shares of the Company at prevailing market price through Dhaka Stock Exchange as per declaration disseminated on 23.11.2021.

**ORIONINFU**

Credit Rating Agency of Bangladesh Limited (CRAB) has announced the entity rating (surveillance) of the Company as "A3" along with a stable outlook based on audited financial statements as of June 30, 2021, bank liability position as of November 30, 2021 and other relevant quantitative as well as qualitative information up to the date of rating declaration.

**ORIONPHARM**

Credit Rating Agency of Bangladesh Limited (CRAB) has announced the Entity rating (Surveillance) of the Company as "A1" along with a stable outlook based on audited financial statements as of June 30, 2021, bank liability position as of November 30, 2021 and other relevant quantitative as well as qualitative information up to the date of rating declaration.

**Upcoming Corporate Events**

DSE Ticker	Right Share	Dividend		Event	Date
		Stock	Cash		
Bangladesh Shipping Corporation	-	0.0%	12.0%	Record Date	16-Jan-22
Eastern Lubricants	-	20.0%	140.0%	Record Date	18-Jan-22
NLI First Mutual Fund	-	0.0%	0.0%	Record Date	6-Feb-22
Meghna Petroleum Limited	-	0.0%	150.0%	Record Date	25-Jan-22
Jamuna Oil Company Limited	-	0.0%	120.0%	Record Date	23-Jan-22

**Disclaimer:** This report has been prepared by BRAC EPL Stock Brokerage Ltd and is provided for information purposes. It is not, under any circumstances, to be used or considered as an offer to sell, or a solicitation of any offer to buy. Reasonable care has been taken to ensure that the information is not untrue and misleading. BRAC EPL Stock Brokerage Ltd makes no representation or warranty as to the accuracy or completeness of such information. All opinions and estimates included in this report constitute our judgment as of this date and are subject to change without notice.