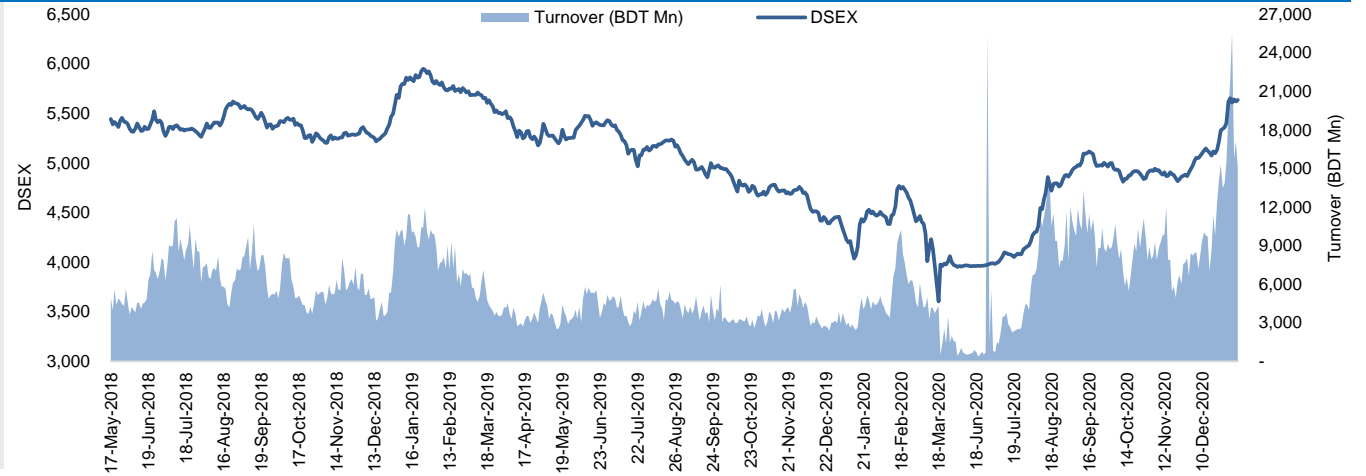


The market closed in green today. The benchmark index DSEX (+0.22%) gained 12.28 points and closed at 5,634.05. The blue-chip index DS30 (+0.93%), the Shariah-based index DSES (+0.63%), and the large-cap index CDSET (+0.91%) closed at 2,067.19, 1,273.92, and 1,185.51 points, respectively. Large-cap sectors posted mixed performance today. Telecommunication booked the highest gain of 4.21% followed by NBFi (+3.33%), Food & Allied (+1.06%), and Pharmaceutical (+0.61%). Engineering experienced the highest loss of 1.05% followed by Bank (-0.85%) and Fuel & Power (-0.46%). Block trades contributed 1.9% of the overall market turnover. Bangladesh Export Import Company Ltd. (+0.6%) was the most traded share with a turnover of BDT 1,220 million.



Index	Closing	Opening	Point Δ	%Δ	YTD %Δ
DSEX	5,634.05	5,621.77	+12.28	+0.22%	+4.3%
DS30	2,067.19	2,048.07	+19.12	+0.93%	+5.3%
DSES	1,273.92	1,265.94	+7.98	+0.63%	+2.6%
CDSEI	1,185.51	1,174.80	+10.71	+0.91%	+5.6%

	Advanced	Declined	Unchanged	Total
All Category	168	149	45	362
A Category (Equity)	120	110	33	263
B Category (Equity)	26	22	9	57
N Category (Equity)	2	5	0	7
Z Category (Equity)	20	12	3	35
Mutual Funds	35	0	2	37
Corporate Bonds	0	2	0	2

		Today	Last Day	Daily %Δ
Mcap	Mn BDT	4,745,440	4,702,700	+0.9%
	Mn USD	55,855	55,352	
Turnover	Mn BDT	15,057	17,081	-11.9%
	Mn USD	177	201	
Volume	Mn Shares	597	647	-7.7%
No. of Trade		231,203	254,292	-9.1%

Figure: Sectorial Turnover (BDT Mn)

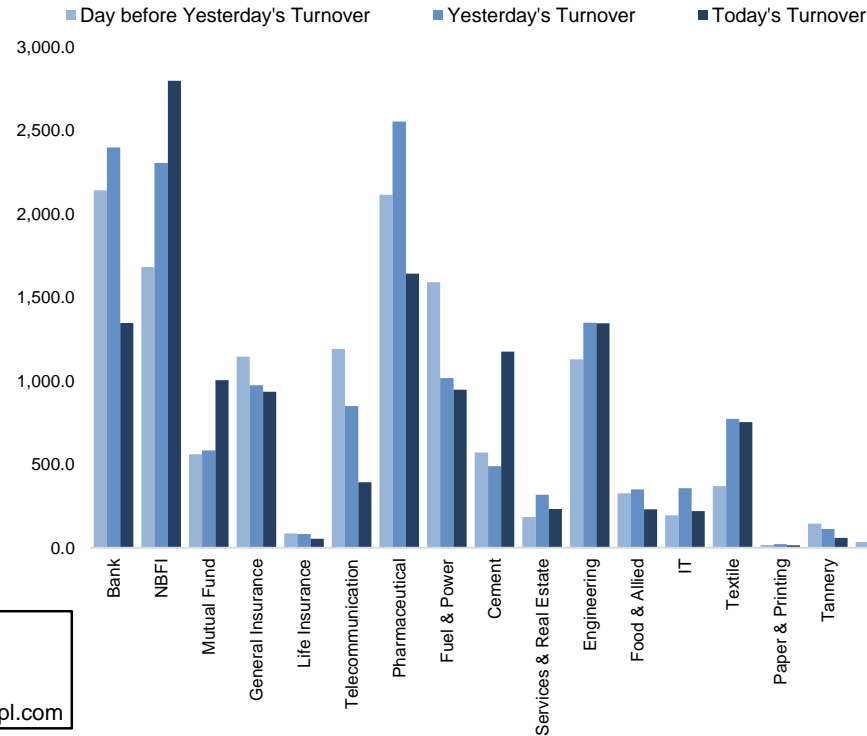
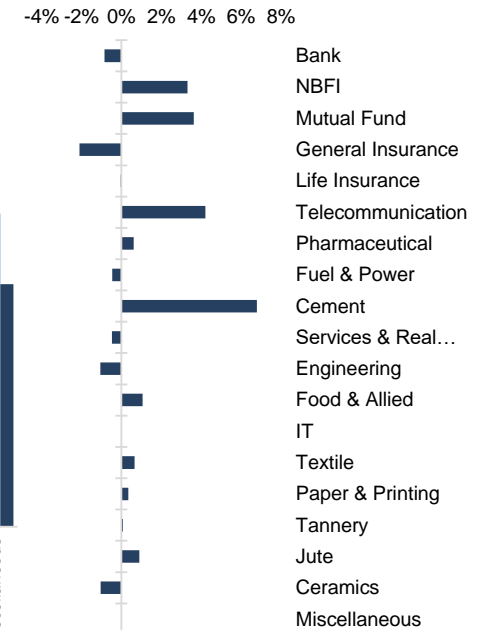


Figure: Sectorial Mcap Change



Market PE 20.1x  
Market PB 1.9x

**Md. Rafiqul Islam**      **Md Mahirul Quddus**  
Research Associate      Research Associate  
(880) 1708805229      (880) 1709636546  
mrafiqulislam@bracepl.com      mmahirul.quddus@bracepl.com

Sector Index	Closing	Opening	Points Δ	%Δ	No. of Companies	Mcap (BDT Mn)	% of Total Mcap	Turnover (BDT Mn)	% of Total Turnover	PE	PB	Top Twenty Market Cap	Mcap (BDT Mn)	% of Total Mcap	Turnover (BDT Mn)	PE	PB
Bank	1,455	1,467	-12.47	-0.85%	30	605,309	14.5%	1,346.8	9.1%	8.3x	0.8x	GP	502,717	12.0%	48.6	14.1x	11.9x
NBFI	2,380	2,303	+76.63	+3.33%	23	222,686	5.3%	2,798.4	18.9%	NM	3.7x	WALTONHIL	312,107	7.5%	88.4	46.0x	3.9x
Mutual Fund	1,075	1,037	+37.75	+3.64%	37	46,942	1.1%	1,004.4	6.8%	NM	0.9x	ROBI	273,944	6.6%	189.7	NM	4.2x
General Insurance	3,781	3,862	-81.16	-2.10%	37	93,377	2.2%	934.1	6.3%	19.7x	1.8x	BATBC	220,968	5.3%	68.3	19.2x	5.9x
Life Insurance	2,167	2,168	-0.73	-0.03%	12	58,665	1.4%	53.5	0.4%	NM	NM	SQURPHARMA	195,462	4.7%	92.6	14.0x	2.4x
Telecommunication	6,733	6,461	+272.19	+4.21%	3	803,738	19.2%	393.1	2.7%	21.8x	7.0x	UPGDCL	153,098	3.7%	133.9	21.6x	4.7x
Pharmaceutical	3,330	3,309	+20.21	+0.61%	31	608,127	14.6%	1,641.7	11.1%	21.3x	2.6x	RENATA	109,961	2.6%	6.7	26.1x	5.1x
Fuel & Power	1,674	1,681	-7.71	-0.46%	20	435,029	10.4%	947.2	6.4%	13.4x	1.4x	ICB	96,376	2.3%	97.2	43.4x	2.2x
Cement	1,656	1,551	+105.50	+6.80%	7	103,985	2.5%	1,176.1	8.0%	40.7x	2.6x	BXPBARMA	83,066	2.0%	744.7	22.3x	2.6x
Services & Real Estate	1,125	1,130	-5.39	-0.48%	9	46,183	1.1%	232.3	1.6%	98.1x	1.0x	MARICO	69,703	1.7%	21.4	23.9x	43.8x
Engineering	3,831	3,872	-40.62	-1.05%	41	485,110	11.6%	1,345.1	9.1%	39.6x	2.1x	LHBL	68,986	1.7%	952.2	33.4x	4.1x
Food & Allied	15,176	15,016	+159.89	+1.06%	19	315,304	7.6%	229.6	1.6%	24.9x	6.8x	BERGERPBL	66,144	1.6%	5.1	29.6x	7.5x
IT	2,339	2,339	+0.08	+0.00%	10	25,874	0.6%	220.3	1.5%	25.3x	2.2x	BRACBANK	61,653	1.5%	44.9	14.5x	1.4x
Textile	1,106	1,099	+7.27	+0.66%	56	113,799	2.7%	752.9	5.1%	296.9x	0.8x	BEXIMCO	57,837	1.4%	1,220.2	NM	1.0x
Paper & Printing	5,407	5,388	+18.96	+0.35%	4	15,328	0.4%	13.9	0.1%	63.1x	1.1x	ISLAMIBANK	45,402	1.1%	13.4	8.1x	0.7x
Tannery	1,757	1,756	+1.31	+0.07%	6	19,082	0.5%	59.9	0.4%	NM	1.8x	SUMITPOWER	43,783	1.0%	46.9	8.1x	1.2x
Jute	10,987	10,889	+98.24	+0.90%	3	2,585	0.1%	43.5	0.3%	NM	13.4x	OLYMPIC	38,928	0.9%	17.9	19.1x	4.7x
Ceramics	487	492	-5.15	-1.05%	5	25,113	0.6%	129.0	0.9%	65.5x	1.7x	DUTCHBANGL	37,510	0.9%	21.9	8.2x	1.2x
Miscellaneous	2,685	2,685	-0.17	-0.01%	13	149,816	3.6%	1,453.1	9.8%	48.7x	1.6x	UNILEVERCL	34,343	0.8%	11.3	37.3x	24.3x
												TITASGAS	32,941	0.8%	21.0	9.3x	0.5x

Top Ten Gainers	Close Price (BDT)	Δ%	Turnover (BDT Mn)	PE	PB
PF1STMF	8.8	+10.0%	50.5	NM	1.5x
IPDC	31.9	+10.0%	271.6	17.2x	2.0x
ALLTEX	10.0	+9.9%	5.8	NM	0.6x
ROBI	52.3	+9.9%	189.7	NM	4.2x
LHBL	59.4	+9.8%	952.2	33.4x	4.1x
NHFIL	47.6	+9.7%	283.2	17.7x	2.6x
PREMIERLEA	9.3	+9.4%	29.1	47.0x	0.5x
SEMLIBLSF	13.1	+9.2%	33.5	NM	1.5x
MIDASFIN	24.0	+9.1%	59.2	11.5x	2.1x
CAPMIBLMF	28.6	+8.7%	45.7	NM	3.2x

Top Twenty Free Float Mcap	Free Float Mcap (BDT Mn)	% of Total Free Float Mcap	PE	PB
SQURPHARMA	127,891	8.5%	14.0x	2.4x
BXPBARMA	72,110	4.8%	22.3x	2.6x
BATBC	58,446	3.9%	19.2x	5.9x
RENATA	53,683	3.6%	26.1x	5.1x
GP	50,272	3.3%	14.1x	11.9x
BEXIMCO	40,168	2.7%	NM	1.0x
BRACBANK	34,347	2.3%	14.5x	1.4x
OLYMPIC	28,133	1.9%	19.1x	4.7x
ROBI	27,394	1.8%	NM	4.2x
LHBL	24,366	1.6%	33.4x	4.1x
ISLAMIBANK	22,102	1.5%	8.1x	0.7x
EBL	20,972	1.4%	6.5x	1.1x
CITYBANK	19,561	1.3%	8.7x	1.0x
NBL	18,622	1.2%	7.5x	0.5x
PUBALIBANK	17,612	1.2%	10.8x	0.8x
IFIC	16,365	1.1%	13.9x	0.9x
SUMITPOWER	16,108	1.1%	8.1x	1.2x
UPGDCL	15,310	1.0%	21.6x	4.7x
ALARABANK	13,802	0.9%	6.6x	1.1x
LANKABAFIN	13,712	0.9%	29.0x	2.2x

Most Traded Share	Close Price (BDT)	Δ%	Turnover (BDT Mn)	PE	PB
BEXIMCO	66.0	+0.6%	1,220.2	NM	1.0x
LANKABAFIN	38.3	-3.0%	1,028.5	29.0x	2.2x
LHBL	59.4	+9.8%	952.2	33.4x	4.1x
BXPBARMA	186.2	+5.5%	744.7	22.3x	2.6x
IFIC	16.0	-3.0%	524.1	13.9x	0.9x
NHFIL	47.6	+9.7%	283.2	17.7x	2.6x
IPDC	31.9	+10.0%	271.6	17.2x	2.0x
CONFIDGEM	129.6	+2.8%	216.4	14.7x	1.7x
POWERGRID	50.5	-1.2%	205.6	11.2x	0.5x
ACTIVEFINE	21.8	-7.6%	203.3	13.9x	0.9x

Top Ten Losers	Close Price (BDT)	Δ%	Turnover (BDT Mn)	PE	PB
NPOLYMAR	56.6	-20.9%	11.8	17.9x	1.6x
ACTIVEFINE	21.8	-7.6%	203.3	13.9x	0.9x
DULAMIACOT	55.7	-6.2%	1.1	NM	NM
PRIMEINSUR	42.1	-6.0%	9.8	NM	2.4x
ZEALBANGLA	188.6	-5.7%	2.2	NM	NM
FUWANGCER	13.5	-5.6%	36.0	29.3x	1.2x
BNICL	59.8	-5.1%	17.3	18.9x	3.0x
MERCINS	39.8	-5.0%	60.5	22.4x	2.0x
BARKAPOWER	28.6	-4.7%	110.5	11.0x	1.5x
BENGALWTL	18.4	-4.7%	7.7	NM	0.8x

Block Trade	Maximum Price (BDT)	Minimum Price (BDT)	Turnover (BDT Mn)	Quantity ('000)	No. of
BARKAPOWER	32.1	32.1	0.6	20	1
BNICL	61.5	61.5	1.5	24	1
BXPBARMA	181	180	36.2	200	7
CAPMIBLMF	27	27	0.7	27	1
DBH	91	90.8	1.5	17	3
ECABLES	142	142	72.4	510	1
FINEFOODS	62	62	0.6	10	1
IFIC	17.3	16.7	22.3	1,335	3
IFIC1STMF	7.8	7.8	0.8	100	1
ISLAMICFIN	20.5	20.4	2.0	100	2

Block Trade	Maximum Price (BDT)	Minimum Price (BDT)	Turnover (BDT Mn)	Quantity ('000)	No. of Trade
LHBL	57	56.8	8.5	150	2
MAKSONSPIN	10.5	10	14.2	1,410	4
NCCBANK	13.5	13.5	2.8	210	1
NPOLYMAR	51	51	2.0	40	4
NLTUBES	109	109	1.3	12	1
PHENIXINS	43.8	43.8	2.6	59	3
PIONEERINS	79.4	79.3	19.8	250	3
POWERGRID	51	51	2.6	50	1
PROGRESLIF	103.2	100	16.7	163	6
QUASEMIND	49	49	2.5	50	1
ROBI	52.3	44	11.0	228	6
SKTRIMS	62	56	9.3	160	8
SSSTEEL	22.5	21.4	42.7	1,925	4
STANCERAM	305	305	0.5	2	1
UPGDCL	261.5	261.5	6.5	25	1
<b>Total</b>			<b>281.6</b>		<b>67</b>

**Important DSE News**
**EXCH**

Commencement of electronic subscription of eGeneration Limited through electronic subscription system under fixed price method: The subscription for shares of eGeneration Limited by the eligible investors through electronic subscription system under fixed price method of the stock exchanges will be started from 10:00 a.m. of January 12, 2021 and continued till 5:30 p.m. of January 18, 2021. Each Eligible Investor (EI) who intends to submit application through the Electronic Subscription System (ESS) of the exchange(s) shall maintain a minimum investment of BDT 50,00,000 (fifty lakh only) for approved pension funds, recognized provident funds and approved gratuity funds and other EIs of BDT 1,00,00,000 (one crore only) at market price in listed securities as on January 04, 2021 (day-end) as per Rule 2(1)(e) of the Bangladesh Securities and Exchange Commission (Public Issue) Rules, 2015; the Electronic Subscription System (ESS) of the exchange(s) shall maintain a minimum investment of BDT 50,00,000 (fifty lakh only) for approved pension funds, recognized provident funds and approved gratuity funds and other EIs of BDT 1,00,00,000 (one crore only) at market price in listed securities as on January 04, 2021 (day-end) as per Rule 2(1)(e) of the Bangladesh Securities and Exchange Commission (Public Issue) Rules, 2015; and subscription fee BDT 3,000.00 (three thousand only) through Social Islami Bank Limited (A/C Name: Dhaka Stock Exchange Limited, A/C No.:0021360003343) in between 10:00 a.m. of January 12, 2021 to 2:00 p.m. of January 18, 2021 (during banking hour). Please visit the following website for subscription related updates: <https://www.essbangladesh.com>.

**LHBL**

The Company has informed that they commenced commercial production of clear size graded aggregate (graded limestone chips having uniform size and shape conforming to international standards) from January 9, 2021. The Company has set up state-of-the-art cone shaped crushing unit with ancillary equipment, with a capacity to produce 1.2 million tons of clear sized graded aggregate per annum within the premises of the Company's existing integrated clinker and cement manufacturing plant at Chhatak, Sunamganj with an investment of Tk. 40,10,00,000.00 only. The entire investment is made from the Company's own fund.

**ECABLES**

Mr. Md. Habibur Rahman, one of the General Shareholders of the Company, has expressed his intention to buy 5,10,000 shares of the Company at prevailing market price (In the Block market) through Stock Exchange (DSE), as per Rule-4 of the BSEC (Substantial Acquisition of shares and Takeovers), Rules, 2018. (As the family members of Mr. Habibur Rahman combinedly hold more than 10% shares of paid up capital of the company.)

**Upcoming Corporate Events**

DSE Ticker	Right Share	Dividend		Event	Date
		Stock	Cash		
BEACHHATCH	-	0.0%	0.0%	Record Date	18-Jan-21
PADMAOIL	-	0.0%	125.0%	Record Date	18-Jan-21
MPETROLEUM	-	0.0%	150.0%	Record Date	21-Jan-21

**Upcoming IPOs**

Company Name	Event	Opening Date	Closing Date
eGeneration Limited	Subscription	12-01-21	18-01-21
Lub-rref (Bangladesh)	Subscription	26-01-21	01-02-21
NRB Commercial Bank Ltd	Subscription	03-02-21	09-02-21

**Disclaimer:** This report has been prepared by BRAC EPL Stock Brokerage Ltd and is provided for information purposes. It is not, under any circumstances, to be used or considered as an offer to sell, or a solicitation of any offer to buy. Reasonable care has been taken to ensure that the information is not untrue and misleading. BRAC EPL Stock Brokerage Ltd makes no representation or warranty as to the accuracy or completeness of such information. All opinions and estimates included in this report constitute our judgment as of this date and are subject to change without notice.

**Disclaimer:** This report has been prepared by BRAC EPL Stock Brokerage Ltd and is provided for information purposes. It is not , under any circumstances, to be used or considered as an offer to sell, or a solicitation of any offer to buy. Reasonable care has been taken to ensure that the information is not untrue and misleading. BRAC EPL Stock Brokerage Ltd makes no representation or warranty as to the accuracy or completeness of such information. All opinions and estimates included in this report constitute our judgment as of this date and are subject to change without notice.